(No Model.)

C. P. FEST.

MODE OF MAKING INLAID JEWELRY, &c.

No. 254,945. Patented Mar. 14, 1882.

FIG. 1.

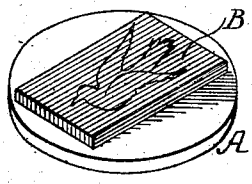

FIG. 2.

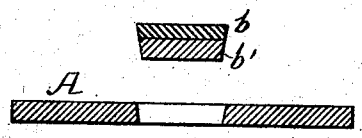

FIG. 3.

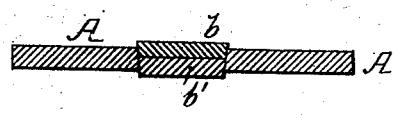

FIG. 4.

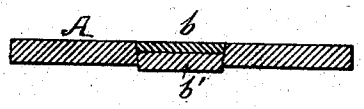

FIG. 5

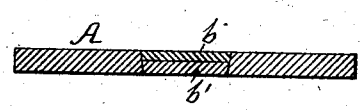

FIG. 6.



Witnesses:

H. Turner.

James F. Dobin

Inventor,

Charles P. Fest

by his Attorneys

Howson and Sons

N. PETERS. Photo-Lithographer. Washington, D. C.

UNITED STATES PATENT OFFICE.

CHARLES P. FEST, OF PHILADELPHIA, PENNSYLVANIA, ASSIGNOR TO GEORGE P. FARMER, OF MONTCLAIR, NEW JERSEY, AND WILSON PRATT, OF PHILADELPHIA, PENNSYLVANIA.

MODE OF MAKING INLAID JEWELRY, &c.

SPECIFICATION forming part of Letters Patent No. 254,945, dated March 14, 1882.

Application filed January 3, 1882. (No model.)

To all whom it may concern:

Be it known that I, CHARLES P. FEST, a citizen of the United States, residing in Philadelphia, Pennsylvania, have invented certain Improvements in Making Inlaid Jewelry, &c., of which the following is a specification.

My invention relates to improvements in the method of making jewelry, fancy buttons, and similar articles of mother-of-pearl, ivory, bone, shell, precious stones, or other substances, my invention having more particular reference to that class of jewelry, buttons, &c., in which a substance of one shade or color is inlaid into a substance of another shade or color, as more fully described hereinafter.

In the accompanying drawings, Figure 1 is a perspective view, and Figs. 2, 3, 4, and 5 sectional views, illustrating the steps of my improved process of inlaying; and Fig. 6, a view of a finished article.

The drawings illustrate the method of making a mother-of-pearl button—for instance, by inlaying a central ornamental piece of dark mother-of-pearl in a body of light-colored pearl. I first lay on the body A a piece, B, of mother-of-pearl of the desired shade and of a size sufficient for the inlay, and I preferably secure the piece B to the face of the piece A by cement. Then by means of a fine saw or other cutting-tool I cut out through the two pieces of pearl a piece, *b b'*, of the desired outline of the piece to be inlaid, the tool being so held as to give an inclined cut and impart to the piece cut out a wedge shape, and the opening cut in the body A tapering from front to back. The outer portion of the piece B being now removed from the body A, the piece consisting of the front *b*, cut from the piece B, and a back, *b'*, cut from the body A, is reinserted into the opening formed in the body A. As the cutting out of this piece makes it smaller than the tapering opening to the extent of the thickness of the saw-blade, the front piece, *b*, as well as the back *b'*, will fit into the body A, as shown in Fig. 3, being preferably secured by cement. The projecting portion of the piece *b* is then ground or polished off flush with the body A, as shown in Fig. 4, and the projecting portion of the piece *b'*, at the back, is also preferably polished off, as shown in Fig. 5; or it may be left in the condition shown in Fig. 4. If preferred, the two pieces *b b'*, after being cut out, may be separated, the piece *b'* thrown away, and the piece *b* inserted into the tapering opening in the body A alone, the recess left at the back being filled up by cement. The face of the button or piece of jewelry may then be cut, engraved, or ornamented in any desirable manner to finish the design, as indicated in Fig. 6.

In a former patent granted to me December 10, 1879, No. 222,580, I described a method of making relief jewelry by cutting out a piece of material on a bevel or in a conical form, and then projecting this or a separately-cut wedge-piece into the body thus cut out. In my present invention I cut out the body-piece and the inlaid piece of different material at one operation, and insert the inlay into the body, and grind or otherwise make the surfaces of the two flush.

The advantage of cutting out both the parts, A and B, at one operation is that by that means an accurate fitting of the inlaid piece with the body is obtained.

I claim as my invention—

The mode herein described of inlaying pearl, ivory, shell, and similar substances with substances of another shade or color, by first cutting out the two pieces in the desired outline at one and the same operation, leaving a tapering opening in the piece to form the body, and inserting the cut-out portion of the other piece into this opening, and finally making the surfaces of the two substances flush by grinding or otherwise, all substantially as set forth.

In testimony whereof I have signed my name to this specification in the presence of two subscribing witnesses.

CHARLES P. FEST.

Witnesses:
JAMES F. TOBIN,
HARRY SMITH.