

(19) World Intellectual Property Organization
International Bureau



(43) International Publication Date
10 May 2007 (10.05.2007)

PCT

(10) International Publication Number
WO 2007/051657 A1

(51) International Patent Classification:
H04B 1/38 (2006.01) **H04M 1/02** (2006.01)

(21) International Application Number:
PCT/EP2006/061390

(22) International Filing Date: 6 April 2006 (06.04.2006)

(25) Filing Language: English

(26) Publication Language: English

(30) Priority Data:
11/265,054 2 November 2005 (02.11.2005) US

(71) Applicant (for all designated States except US): **SONY ERICSSON MOBILE COMMUNICATIONS AB** [SE/SE]; S-221 88 Lund (SE).

(72) Inventors; and

(75) Inventors/Applicants (for US only): **BRUNSTRÖM, Leif** [SE/SE]; Palettvägen 25, S-175 47 Järfälla (SE). **PETTERSSON, Sven** [SE/SE]; Älggäsgården 36, S-165 76 Hässelby (SE). **MUNTHER, Stefan** [SE/SE]; Snörmakarvägen 22, S-168 38 Bromma (SE).

(74) Agent: **DAHNER, Christer**; Valea AB, Box 7086, Sveavägen 24, S-103 87 Stockholm (SE).

(81) Designated States (unless otherwise indicated, for every kind of national protection available): AE, AG, AL, AM, AT, AU, AZ, BA, BB, BG, BR, BW, BY, BZ, CA, CH, CN, CO, CR, CU, CZ, DE, DK, DM, DZ, EC, EE, EG, ES, FI, GB, GD, GE, GH, GM, HR, HU, ID, IL, IN, IS, JP, KE, KG, KM, KN, KP, KR, KZ, LC, LK, LR, LS, LT, LU, LV, LY, MA, MD, MG, MK, MN, MW, MX, MZ, NA, NG, NI, NO, NZ, OM, PG, PH, PL, PT, RO, RU, SC, SD, SE, SG, SK, SL, SM, SY, TJ, TM, TN, TR, TT, TZ, UA, UG, US, UZ, VC, VN, YU, ZA, ZM, ZW.

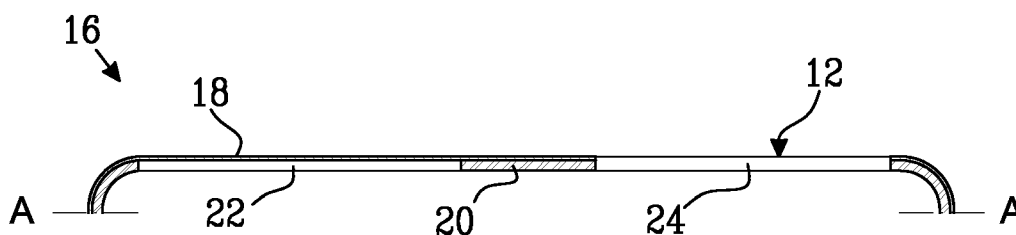
(84) Designated States (unless otherwise indicated, for every kind of regional protection available): ARIPO (BW, GH, GM, KE, LS, MW, MZ, NA, SD, SL, SZ, TZ, UG, ZM, ZW), Eurasian (AM, AZ, BY, KG, KZ, MD, RU, TJ, TM), European (AT, BE, BG, CH, CY, CZ, DE, DK, EE, ES, FI, FR, GB, GR, HU, IE, IS, IT, LT, LU, LV, MC, NL, PL, PT, RO, SE, SI, SK, TR), OAPI (BF, BJ, CF, CG, CI, CM, GA, GN, GQ, GW, ML, MR, NE, SN, TD, TG).

Published:

— with international search report

For two-letter codes and other abbreviations, refer to the "Guidance Notes on Codes and Abbreviations" appearing at the beginning of each regular issue of the PCT Gazette.

(54) Title: WATERPROOF IN-MOULD FOIL (IMF) COVER WITH TWO LAYERS FOR A PORTABLE ELECTRONIC DEVICE



(57) Abstract: The present invention is directed towards a front cover (16) for a portable electronic device (10) as well as a portable electronic device including such a front cover. The front cover (16) comprises a bottom layer (20) of stiff plastic material having a first opening (22) where at least one input key is to be provided, and a top layer (18) of flexible plastic film that covers the bottom layer including said first opening. These two layers are furthermore bonded to each other. In this way a keypad (14) is provided where dirt cannot enter between keys. The mounting process for the device is furthermore much simplified. It is furthermore possible to produce a waterproof keypad.

WO 2007/051657 A1

WATERPROOF IN-MOULD FOIL (IMF) COVER WITH TWO LAYERS FOR A PORTABLE ELECTRONIC DEVICE

TECHNICAL FIELD OF THE INVENTION

- 5 The present invention relates to the field of portable electronic devices and more particularly towards a front cover for a portable electronic device as well as a portable electronic device provided with a front cover.

DESCRIPTION OF RELATED ART

10

It is known to provide so-called IMF (In Mould Foil) or IML for covers of portable electronic devices. IMF is a structure where a stiff plastic material has been bonded to a flexible plastic film through moulding. The IMF technique allows the provision of a cover where it is easy to provide graphics on the cover.

15

Portable electronic devices are furthermore provided with keys, which normally are provided in a keypad. These keys traditionally go through holes in the cover and then normally influence a dome or some other similar structure in order to provide key inputs.

- 20 Dirt can however enter the hole between the key and the cover and then negatively influence the functioning of the key. If the device is accidentally dropped in water, water may furthermore enter these holes and damage the phone. The keys may furthermore be fairly expensive to produce and mount. It is therefore of interest to provide keys for a portable electronic device in an alternative way than what is traditionally done.

25

SUMMARY OF THE INVENTION

The present invention is therefore directed towards providing an alternative key solution for a portable electronic device.

30

This is generally solved by using a top layer of flexible plastic film that has been bonded to and covers a bottom layer of stiff plastic material to form a keypad area.

One object of the present invention is thus directed towards providing a front cover for a portable electronic device that provides an alternative key solution for the portable electronic device.

5 According to a first aspect of the present invention, this object is achieved by a front cover for a portable electronic device comprising:

a bottom layer of stiff plastic material comprising a first opening where at least one input key is to be provided, and

10 a top layer of flexible plastic material, said top layer covering said bottom layer including said first opening,

wherein the two layers are bonded to each other.

A second aspect of the present invention includes the features of the first aspect, wherein the top layer has a thickness in the range of 0.05 - 0.25 mm, preferably in the range of
15 0.07 - 0.20 mm and particularly 0.175 mm.

A third aspect of the present invention includes the features of the first aspect, wherein the bottom layer has a thickness in the range of 0.5 – 2.0 mm, preferably in the range of 1.0 - 1.5 mm and particularly 1.2 mm.

20

A fourth aspect of the present invention includes the features of the first aspect, further comprising a patch layer of flexible thermo elastic or silicon material in said opening adjacent the top layer, which thermo elastic or silicon material is bonded at least to the top layer.

25

A fifth aspect of the present invention includes the features of the fourth aspect, wherein the patch layer has a thickness in the range of 0.3 – 1.0 mm, preferably in the range of 0.4 - 0.9 and particularly 0.4 mm.

30 A sixth aspect of the present invention includes the features of the fourth aspect, wherein the patch layer comprises protrusions extending in a direction away from the top layer.

A seventh aspect of the present invention includes the features of the first aspect, wherein all layers have been moulded to each other.

35

An eighth aspect of the present invention includes the features of the first aspect, wherein the bottom layer comprises a second opening where a display is to be provided and the top layer covers also said second opening.

- 5 Another object of the present invention is to provide a portable electronic device that provides an alternative key solution.

According to a ninth aspect of the present invention, this object is achieved by a portable electronic device with a front cover, said front cover comprising:

- 10 a bottom layer of stiff plastic material comprising a first opening where at least one key is to be provided, and
a top layer of flexible plastic material, said top layer covering said bottom layer including said first opening,
wherein the two layers are bonded to each other

15

A tenth aspect of the present invention includes the features of the ninth aspect, wherein the top layer has a thickness the range of 0.05 - 0.25 mm, preferably in the range of 0.07 - 0.20 mm and particularly 0.175 mm.

- 20 An eleventh aspect of the present invention includes the features of the ninth aspect, wherein the bottom layer has a thickness in the range of 0.5 – 2.0 mm, preferably in the range of 1.0 - 1.5 mm and particularly 1.2 mm.

- A twelfth aspect of the present invention includes the features of the ninth aspect, further
25 comprising a patch layer of flexible thermo elastic or silicon material in said opening adjacent the top layer, which thermo elastic or silicon material is bonded at least to the top layer.

- A thirteenth aspect of the present invention includes the features of the twelfth aspect,
30 wherein the patch layer has a thickness in the range of 0.3 – 1.0 mm, preferably in the range of 0.4 and 0.9 and particularly 0.4 mm.

- A fourteenth aspect of the present invention includes the features of the twelfth aspect, wherein the patch layer comprises protrusions extending in a direction away from the top
35 layer.

A fifteenth aspect of the present invention includes the features of the ninth aspect, wherein all layers have been moulded to each other.

- 5 A sixteenth aspect of the present invention includes the features of the ninth aspect, wherein the bottom layer comprises a second opening where a display is to be provided and the top layer covers also said second opening.

- A seventeenth aspect of the present invention includes the features of the ninth aspect,
10 wherein it is a portable communication device.

An eighteenth nineteenth aspect of the present invention includes the features of the seventeenth aspect, wherein it is a cellular phone.

- 15 The present invention has many advantages. It allows the provision of keys of a keypad on a solid surface. Thus there are no separate mechanical keys going into openings in a layer. This allows the provision of a keypad where dirt cannot enter between keys. The mounting process for a portable electronic device is furthermore simplified because of this feature. It is furthermore possible to make the keypad waterproof, which enables the use
20 of the device under water or allows the device to be accidentally dropped into water without being destroyed.

- It should be emphasized that the term "comprises/comprising" when used in this specification is taken to specify the presence of stated features, integers, steps or
25 components, but does not preclude the presence or addition of one or more other features, integers, steps, components or groups thereof.

BRIEF DESCRIPTION OF THE DRAWINGS

- 30 The present invention will now be described in more detail in relation to the enclosed drawings, in which:

- fig. 1 schematically shows a top view of a cellular phone,
fig. 2 schematically shows a cross-sectional view of a front cover for the cellular phone
35 according to a first embodiment of the present invention,

fig. 3 schematically shows a cross-sectional view of a front cover for the cellular phone according to a second embodiment of the present invention, and

fig. 4 schematically shows a cross-sectional view of a front cover for the cellular phone according to a third embodiment of the present invention.

5

DETAILED DESCRIPTION OF EMBODIMENTS

The present invention relates to a portable electronic device. In fig. 1 there is shown a top view of such a portable electronic device in the form of a cellular phone 10. A cellular
10 phone is just one example of a portable electronic device type with an ability to communicate. The invention is in no way limited to this type of device, but can be applied on other types of portable communication devices, for instance a smartphone and a communicator or other portable electronic devices like a lap top computer, a palm top computer, an electronic organizer or a gaming machine. The device is normally provided
15 within a cover, of which a front cover 16 is shown in fig. 1. The front cover is provided with a window 12 below which a display is provided and a keypad 14 comprising one or more input units in the form of keys that can be depressed by a user of the device. In the case of a cellular phone there are several such keys. There is normally also a back cover, which is not shown here.

20

The front cover 16 is here provided in the form of an IMF (In Mould Foil) structure, where a flexible plastic foil has been moulded to a stiff plastic material.

Fig. 2 shows a cross-sectional view of the front cover 16 according to a first embodiment
25 of the present invention. The front cover 16 has a thin top layer 18 of 0.175 mm thick flexible plastic film which is bonded to a bottom layer 20 of 1.2 mm thick stiff plastic material. This structure is a so-called IMF structure (In Mould Foil) structure, which means that the two layers are moulded together. The bottom layer 20 is here intended to face inwards towards the interior of the phone, while the top layer 18 is intended to face
30 outwards towards a user of the phone. The bottom layer 22 is furthermore provided with a first opening 22 and a second opening 24. The second opening 24 is provided for allowing a user to view a display (not shown) for this reason there is furthermore a window 12 of transparent plastic material provided above the second opening 24 and covering the display in order to protect it. The first opening 22 is provided in order to allow the provision
35 of a keypad providing one or more input keys. According to the present invention the top

layer covers all the plastic material of the bottom layer and also covers the first opening 22. This is done in order to allow the top layer of flexible film to allow user inputs as a keypad. Because of its flexible nature the film 18 can be depressed into the first opening 22 and there contact a key depression registering device for instance in the form of one or 5 more domes or other conventional key depression registration mechanisms.

The invention according to this first embodiment has several advantages. It allows the provision of keys of a keypad on a solid surface. Thus there are no separate mechanical keys going into openings in a layer. This allows the provision of a keypad where dirt 10 cannot enter between keys. The mounting process for a phone is furthermore much more simplified because of this feature. It is furthermore possible to make the keypad waterproof, which enables the use of the device under water or allows the device to be accidentally dropped into water without being destroyed. Because IMF materials are used another advantage is that information like symbols or graphical designs can easily be 15 printed on them. They can be printed using photographic technique. Thus information specifying the use of a certain key is easy to provide on the cover according to the present invention. The surface is furthermore scratch resistant. Thus the surface is not scratched easily.

20 The top layer is here preferably a flexible plastic film of a material like polycarbonate, polyester or PET (Polyethylene Terephthalate) and may have a thickness in the range of 0.05 - 0.25 mm and preferably in the range of 0.07 - 0.20 mm. In the described embodiment it is 0.175 mm.

25 The bottom layer, which is of a stiff plastic material like ABS (Acrylonitrile, Butadiene, Styrene) or PC (Polycarbonate) may have a thickness in the range of 0.5 – 2.0 mm and preferably in the range of 1.0 - 1.5 mm. In the described embodiment it is 1.2 mm.

The top layer according to the first embodiment may, in the area covering the first 30 opening, become slightly dented or embossed, which may give the surface of the phone a look which is undesirable from an aesthetic point of view. This may furthermore somewhat negatively influence the input of information using the keypad.

A second embodiment of the present invention is directed towards solving this/these 35 problems.

Fig. 3 shows a cross-sectional view of the front cover 16 according to the second embodiment of the present invention. In many respects this embodiment is identical to the first embodiment. The only difference is that in the first opening, below the top layer 18, there is provided a patch layer 26 of 0.4 mm thick flexible thermo elastic or silicon material. This patch layer 26 covers the whole first opening and is furthermore bonded to both the top layer 18 and the bottom layer 20. It may however be sufficient that it is only bonded to the top layer 18. The patch layer 26 has been produced in the same moulding process and thus it is moulded to both the top layer 18 and the bottom layer 20.

10

The provision of this patch layer 26 has shown to provide even surfaces, which thus provides a much more aesthetically pleasing cover. Because of this the key input process is also improved.

15 The patch layer is thus also flexible and is provided as a thermo elastic material for instance TPE (Thermo Plastic Elastomer) with a softener for providing the same flexibility as the IMF film. It may also be provided through silicone. The patch layer has a hardness in the range of Shore A 60 – 95 and has a thickness in the range of 0.3 – 1.0 mm, preferably in the range of 0.4 - 0.9 mm. In the described embodiments it is about 0.4 mm.

20

The combination of film 18 and patch layer 26 can be depressed into the first opening 22 and there contact a key depression registering device for instance in the form of one or more domes or other conventional key depression registration mechanisms. It should be realised that the patch layer may be provided with small protrusions arranged to act on a dome for making better contact with this dome for providing safer key input registration. One advantage of the present invention is that the combination of patch layer and top layer allows the provision of an aesthetically pleasing flat outer surface presented to a user simultaneously with protrusions acting on a key depression registering device.

30 The teachings of the present invention are not limited to use with keypads. In order to provide a completely waterproof front cover it is possible to use the top layer 18 also for a display window. In this case this part of the IMF film has to be transparent. This is shown in fig. 4, which is a variation of the first embodiment where there is no patch layer in the first opening 22. It should be realised that the use of the top layer 18 also for the display window can be combined with a patch layer in the first opening.

35

- In the embodiments described above the front cover had a smooth flat surface where a keypad was provided. It should however be realised that the present invention is not limited to this. The area where the keypad is provided, and in fact the whole front cover
- 5 may have any suitable shape. It is for instance possible to provide a number of raised areas in the keypad area of the top layer in order to provide a user the possibility to feel a key. Naturally the invention is not limited to a keypad but may be provided for as little as a single key.
- 10 In the field of cellular phones it has since a number of years been popular to use removable front covers or shells. It should be realised that the teachings of the present invention can also be used on such removable front covers or shells. For this and other reasons the present invention is only to be limited by the following claims.

CLAIMS

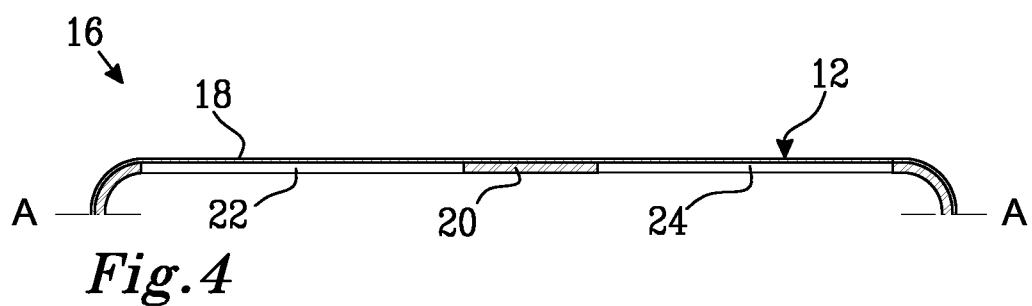
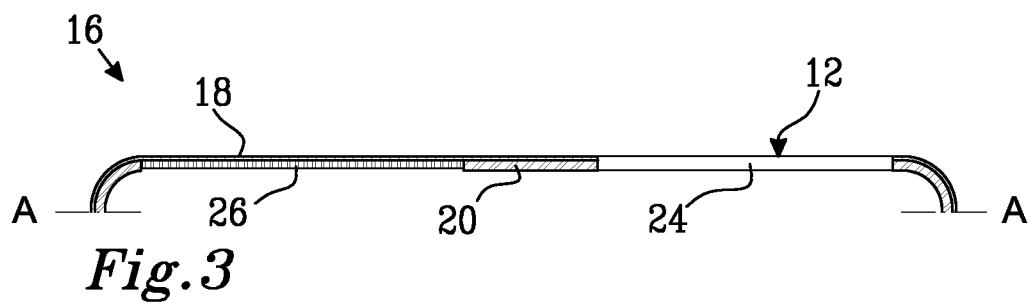
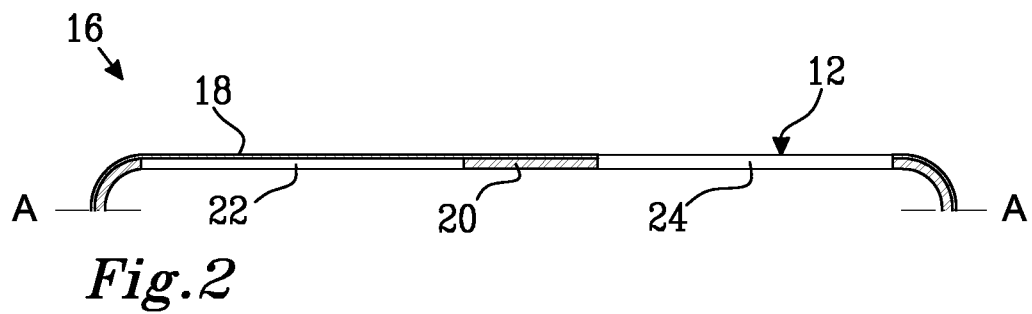
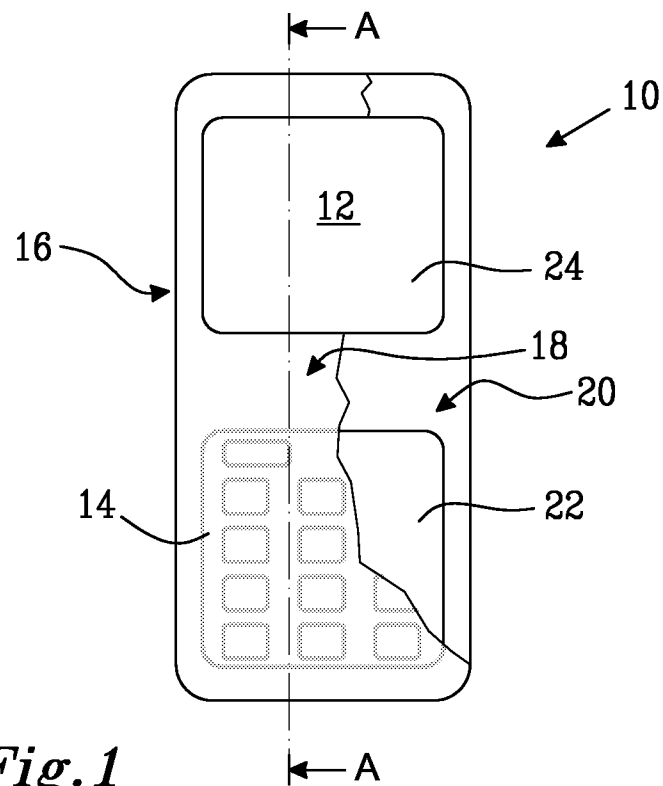
1. Front cover for a portable electronic device comprising:
a bottom layer of stiff plastic material comprising a first opening where at least
5 one input key is to be provided, and
a top layer of flexible plastic film, said top layer covering said bottom layer
including said first opening,
wherein the two layers are bonded to each other.
- 10 2. Front cover according to claim 1, wherein the top layer has a thickness in the
range of 0.05 - 0.25 mm, preferably in the range of 0.07 - 0.20 mm and
particularly 0.175 mm.
- 15 3. Front cover according to claim 1 or 2, wherein the bottom layer has a thickness
in the range of 0.5 – 2.0 mm, preferably in the range of 1.0 - 1.5 mm and
particularly 1.2 mm.
- 20 4. Front cover according to any previous claim, further comprising a patch layer
of flexible thermo elastic or silicon material in said opening adjacent the top
layer, which thermo elastic or silicon material is bonded at least to the top
layer.
- 25 5. Front cover according to claim 4, wherein the patch layer has a thickness in
the range of 0.3 – 1.0 mm, preferably in the range of 0.4 - 0.9 and particularly
0.4 mm.
6. Front cover according to claim 4 or 5, wherein the patch layer comprises
protrusions extending in a direction away from the top layer.
- 30 7. Front cover according to any previous claim, wherein all layers have been
moulded to each other.
- 35 8. Front cover according to any previous claim, wherein the bottom layer
comprises a second opening where a display is to be provided and the top
layer covers also said second opening.

9. Portable electronic device with a front cover, said front cover comprising:
a bottom layer of stiff plastic material comprising a first opening where at least
one key is to be provided, and
5 a top layer of flexible plastic film, said top layer covering said bottom layer
including said first opening,
wherein the two layers are bonded to each other.
10. Portable electronic device according to claim 9, wherein the top layer has a
10 thickness in the range of 0.05 - 0.25 mm, preferably in the range of 0.07 - 0.20
mm and particularly 0.175 mm.
11. Portable electronic device according to claim 9 or 10, wherein the bottom layer
has a thickness in the range of 0.5 – 2.0 mm, preferably in the range of 1.0 -
15 1.5 mm and particularly 1.2 mm.
12. Portable electronic device according to any of claims 9 - 11, further comprising
a patch layer of flexible thermo elastic or silicon material in said opening
adjacent the top layer, which thermo elastic or silicon material is bonded at
20 least to the top layer.
13. Portable electronic device according to claim 12, wherein the patch layer has a
thickness in the range of 0.3 – 1.0 mm, preferably in the range of 0.4 - 0.9 and
particularly 0.4 mm.
25
14. Portable electronic device according to claim 12 or 13, wherein the patch layer
comprises protrusions extending in a direction away from the top layer.
15. Portable electronic device according to any of claims 9 - 14, wherein all layers
30 have been moulded to each other.
16. Portable electronic device according to any of claims 9 - 15, wherein the
bottom layer comprises a second opening where a display is to be provided
and the top layer covers also said second opening.
35

17. Portable electronic device according to any of claims 9 - 16, wherein it is a portable communication device.

18. Portable communication device according to claim 17, wherein it is a cellular phone.

1/1



INTERNATIONAL SEARCH REPORT

International application No
PCT/EP2006/061390

A. CLASSIFICATION OF SUBJECT MATTER
INV. H04B1/38 H04M1/02

According to International Patent Classification (IPC) or to both national classification and IPC

B. FIELDS SEARCHED

Minimum documentation searched (classification system followed by classification symbols)
H04B H04M G06F

Documentation searched other than minimum documentation to the extent that such documents are included in the fields searched

Electronic data base consulted during the international search (name of data base and, where practical, search terms used)

EPO-Internal, WPI Data, PAJ

C. DOCUMENTS CONSIDERED TO BE RELEVANT

Category*	Citation of document, with indication, where appropriate, of the relevant passages	Relevant to claim No.
X	EP 0 932 288 A (NISSHA PRINTING CO., LTD) 28 July 1999 (1999-07-28) paragraphs [0024] - [0041]; figures 1-5 -----	1-16
X	WO 01/69804 A (DONGNAM SILICON CO., LTD; KWAK, CHUL, KI) 20 September 2001 (2001-09-20) page 3, line 27 - page 6, line 17; figures 2,3 -----	1-16
X	DE 100 29 678 A1 (YOSHIDA KOGYO CO., LTD) 8 February 2001 (2001-02-08) column 11, line 53 - column 14, line 34; figures 9-16 -----	1-16
X	US 5 386 084 A (RISKO ET AL) 31 January 1995 (1995-01-31) column 3, line 10 - column 4, line 55; figures 1-4 -----	1-16



Further documents are listed in the continuation of Box C.



See patent family annex.

* Special categories of cited documents :

- *A* document defining the general state of the art which is not considered to be of particular relevance
- *E* earlier document but published on or after the international filing date
- *L* document which may throw doubts on priority claim(s) or which is cited to establish the publication date of another citation or other special reason (as specified)
- *O* document referring to an oral disclosure, use, exhibition or other means
- *P* document published prior to the international filing date but later than the priority date claimed

- *T* later document published after the international filing date or priority date and not in conflict with the application but cited to understand the principle or theory underlying the invention
- *X* document of particular relevance; the claimed invention cannot be considered novel or cannot be considered to involve an inventive step when the document is taken alone
- *Y* document of particular relevance; the claimed invention cannot be considered to involve an inventive step when the document is combined with one or more other such documents, such combination being obvious to a person skilled in the art.
- *&* document member of the same patent family

Date of the actual completion of the international search

13 July 2006

Date of mailing of the international search report

25/07/2006

Name and mailing address of the ISA/

European Patent Office, P.B. 5818 Patentlaan 2
NL - 2280 HV Rijswijk
Tel. (+31-70) 340-2040, Tx. 31 651 epo nl,
Fax: (+31-70) 340-3016

Authorized officer

Agreda Labrador, A

INTERNATIONAL SEARCH REPORT

Information on patent family members

International application No

PCT/EP2006/061390

Patent document cited in search report		Publication date	Patent family member(s)	Publication date
EP 0932288	A	28-07-1999	CN 1231790 A	13-10-1999
			HK 1021602 A1	02-12-2005
			WO 9813980 A1	02-04-1998
			JP 3366649 B2	14-01-2003
			KR 2000048692 A	25-07-2000
			US 6504928 B1	07-01-2003
WO 0169804	A	20-09-2001	CN 1314761 A	26-09-2001
			DE 10112006 A1	27-09-2001
			KR 2000049437 A	05-08-2000
			US 2001022840 A1	20-09-2001
DE 10029678	A1	08-02-2001	US 6382448 B1	07-05-2002
US 5386084	A	31-01-1995	NONE	