



US00D477074S

(12) **United States Design Patent**
Rudolph et al.

(10) **Patent No.:** **US D477,074 S**

(45) **Date of Patent:** **** Jul. 8, 2003**

- (54) **MASK**
- (75) **Inventors:** **Kevin A. Rudolph**, Kansas City, MO (US); **Mitchell Keck**, Stilwell, KS (US)
- (73) **Assignee:** **Hans Rudolph, Inc.**, Kansas City, MO (US)
- (**) **Term:** **14 Years**

D334,633 S	4/1993	Rudolph
5,265,595 A	11/1993	Rudolph
D362,061 S	9/1995	McGinnis et al.
5,540,223 A	7/1996	Starr et al.
D377,089 S	12/1996	Starr et al.
5,884,624 A	3/1999	Barnett et al.
6,082,360 A	7/2000	Rudolph et al.
D430,663 S *	9/2000	Smart D24/110.4

- (21) **Appl. No.:** **29/160,665**
- (22) **Filed:** **May 15, 2002**

* cited by examiner
Primary Examiner—Ian Simmons
 (74) *Attorney, Agent, or Firm*—John C McMahon

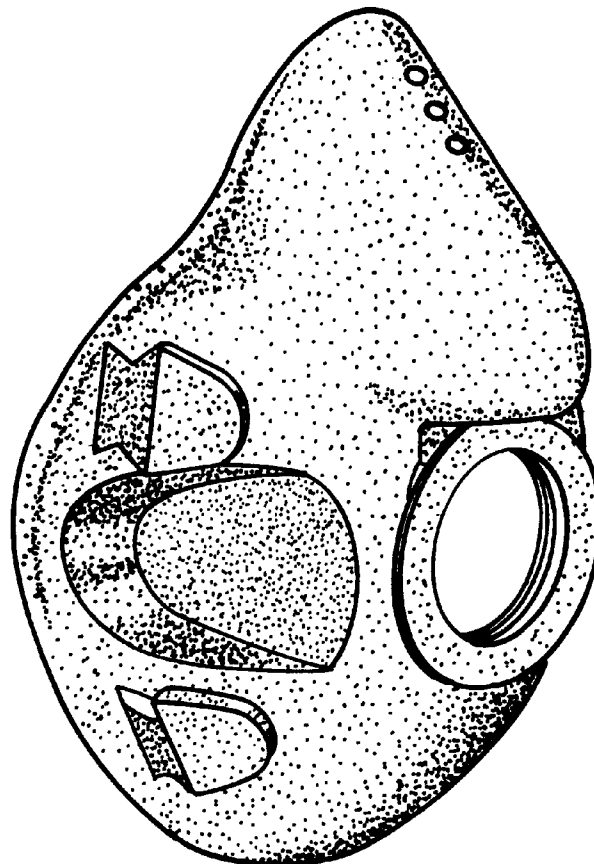
- (65) **Prior Publication Data**
- (65)
- (51) **LOC (7) Cl.** **29-02**
- (52) **U.S. Cl.** **D24/110.4; D24/110.1**
- (58) **Field of Search** **D24/110.4, 110.1, D24/110.5; 128/205.25, 206.12, 206.21, 207.27, 206.24**

(57) **CLAIM**
 The ornamental design for a mask, as shown and described.

- (56) **References Cited**
U.S. PATENT DOCUMENTS
 D189,009 S * 10/1960 Muller D24/110.4
 D239,469 S * 4/1976 Halldin et al. D24/110.4
 D247,982 S * 5/1978 Huddy D24/110.4

DESCRIPTION
 FIG. 1 is a perspective view of a mask, showing our new design;
 FIG. 2 is a front elevational view thereof;
 FIG. 3 is a left side elevational view thereof with the right side elevational view being a mirror image of the left side elevational view;
 FIG. 4 is a rear elevational view thereof;
 FIG. 5 is a top plan view thereof; and,
 FIG. 6 is a bottom plan view thereof.

1 Claim, 3 Drawing Sheets



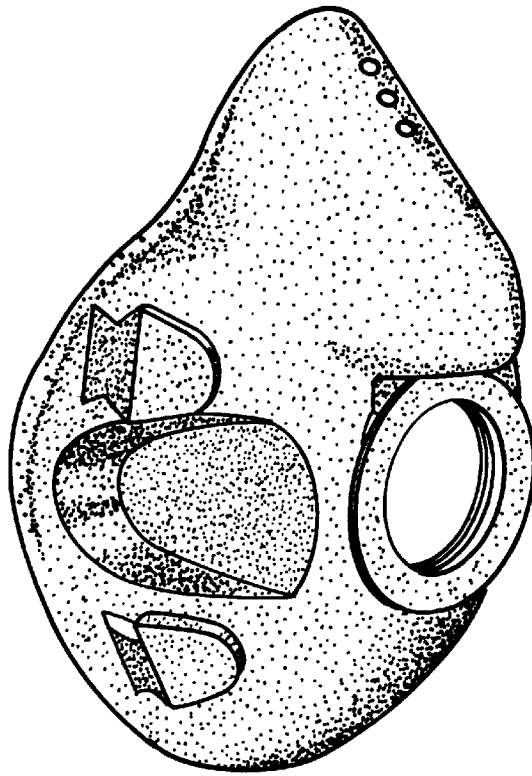


Fig. 1.

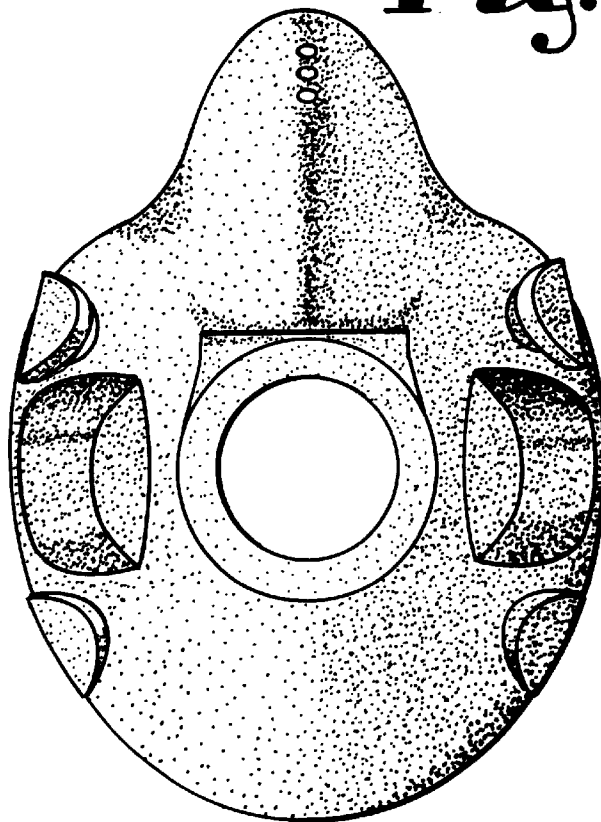


Fig. 2.

Fig. 3.

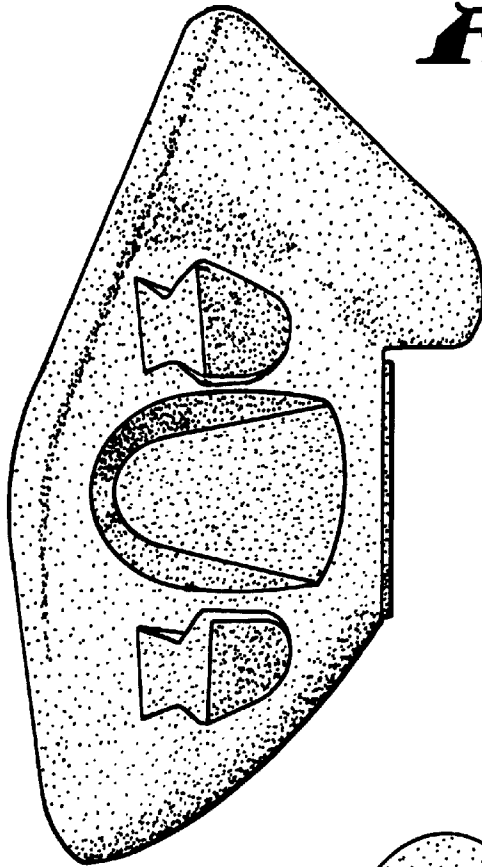
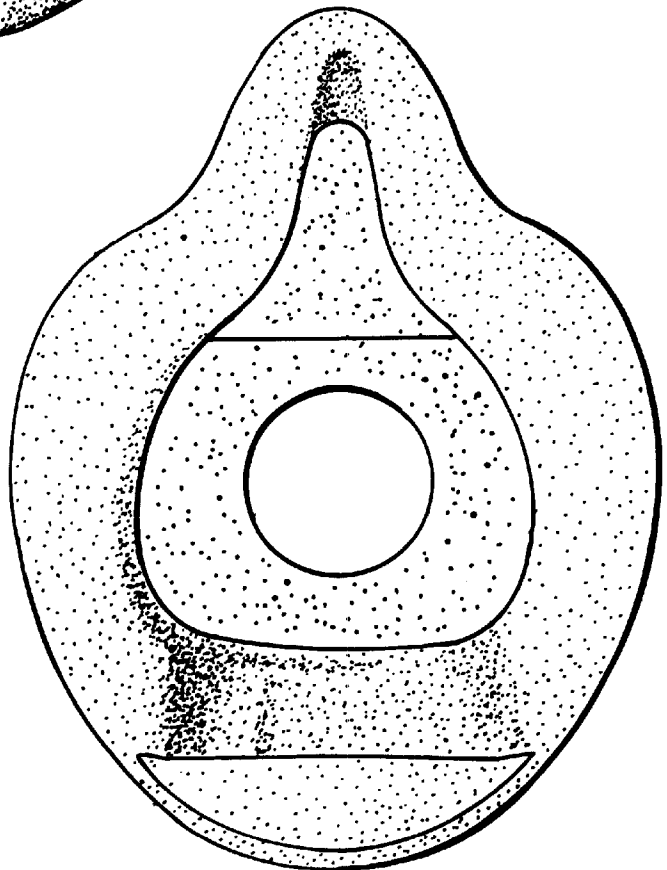


Fig. 4.



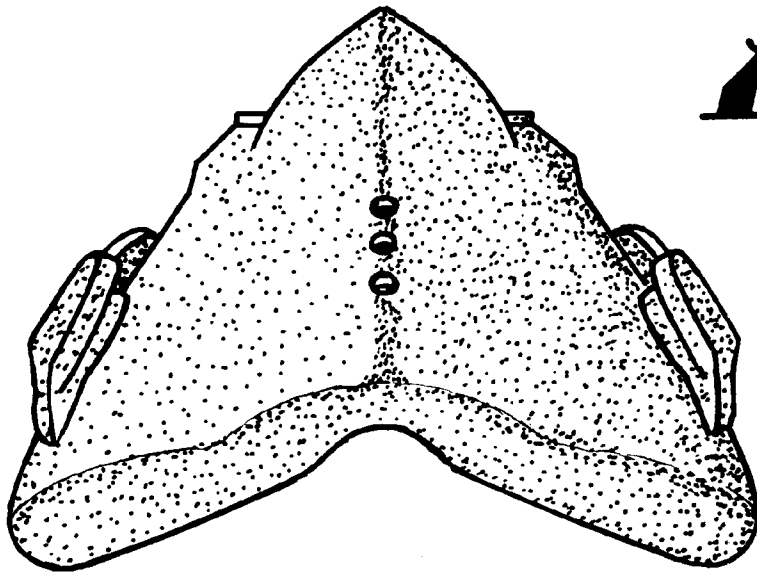


Fig. 5.

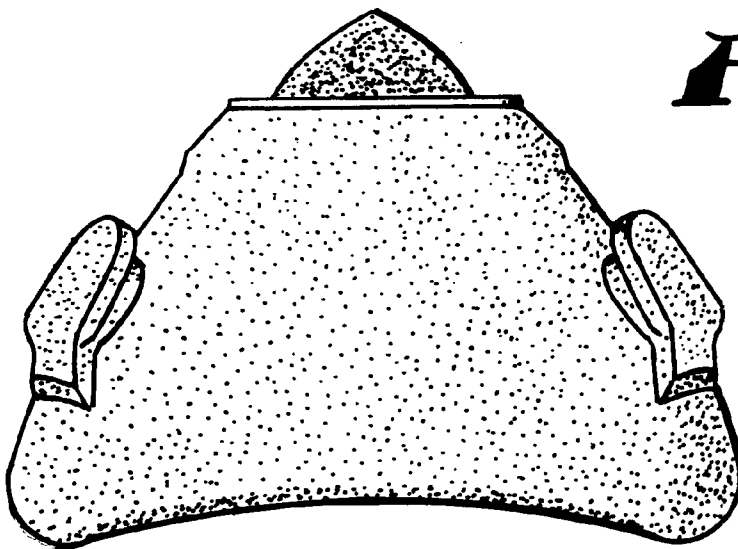


Fig. 6.