



US00D587201S

(12) **United States Design Patent**
Allwood et al.

(10) **Patent No.:** **US D587,201 S**

(45) **Date of Patent:** **** Feb. 24, 2009**

(54) **CONNECTION MODULE**

(75) Inventors: **Brent David Allwood**, Buttaba (AU);
Jeffrey Allen Glen, Birchgrove (AU)

(73) Assignee: **ADC GmbH**, Berlin (DE)

(**) Term: **14 Years**

(21) Appl. No.: **29/262,761**

(22) Filed: **Jul. 10, 2006**

(30) **Foreign Application Priority Data**

Jan. 11, 2006 (DE) 4 06 00 175

(51) **LOC (9) Cl.** **13-03**

(52) **U.S. Cl.** **D13/133; D13/146**

(58) **Field of Classification Search** D13/133,
D13/146, 147, 154, 184, 199; 439/278, 607,
439/668, 669, 894, 352, 398, 402-404, 415,
439/608; 174/176

See application file for complete search history.

(56) **References Cited**

U.S. PATENT DOCUMENTS

3,154,363	A	10/1964	Will	
3,836,944	A	9/1974	Lawson	
D236,250	S *	8/1975	Walton	D8/396
3,985,416	A	10/1976	Dola et al.	
D302,421	S *	7/1989	Ichitsubo	D13/133
4,891,018	A	1/1990	Afflerbaugh et al.	
4,981,443	A	1/1991	Suverison et al.	
5,067,910	A	11/1991	Knox et al.	
D379,969	S *	6/1997	Tan	D13/147
5,735,699	A *	4/1998	Tan et al.	439/92
6,083,044	A *	7/2000	Wang et al.	439/567
6,139,352	A	10/2000	Daoud	
6,179,653	B1 *	1/2001	Cheng et al.	439/541.5
6,208,233	B1	3/2001	Stein, Sr. et al.	
6,213,812	B1 *	4/2001	Kan	439/607
D450,659	S *	11/2001	Hu et al.	D13/147
D462,054	S *	8/2002	Ma et al.	D13/133
D467,872	S *	12/2002	Yeh	D13/133
D523,815	S *	6/2006	Lai	D13/147

D556,137	S *	11/2007	Lin et al.	D13/133
2003/0062191	A1	4/2003	Miller et al.	
2005/0070147	A1	3/2005	Hung	

FOREIGN PATENT DOCUMENTS

DE	3200213	A1	10/1982
DE	202 18 374	U1	4/2004
DE	10 2004 037 991	A1	11/2005
EP	0 871 245	A2	10/1998
EP	1 039 580	A2	9/2000

OTHER PUBLICATIONS

Ideal Industries, QuickJaw™ Insulation Displacement Connector, 1 page (Jun. 11, 2004).

Ideal Industries, QuickJaw™ Wire Connector, 2 pages (black/white and color copies) (Jul. 28, 2003).

Ideal Industries, QuickJaw™ Wire Connector, 1 page (color copy) (Jan. 4, 2004).

* cited by examiner

Primary Examiner—Daniel D Bui

Assistant Examiner—Thomas J Johannes

(74) *Attorney, Agent, or Firm*—Merchant & Gould P.C.

(57) **CLAIM**

The ornamental design for connection module, as shown and described.

DESCRIPTION

FIG. 1 is a front elevational view of a connection module in accordance with our invention thereof;

FIG. 2 is a top plan view thereof;

FIG. 3 is a left side elevational view thereof;

FIG. 4 is a rear elevational view thereof;

FIG. 5 is a right side elevational view thereof;

FIG. 6 is a bottom plan view thereof; and,

FIG. 7 is a front, top and right side perspective view of a connection module.

The broken lines in the figure drawings are included to illustrate unclaimed internal portions of the connector module and form no part of the claimed design.

1 Claim, 3 Drawing Sheets

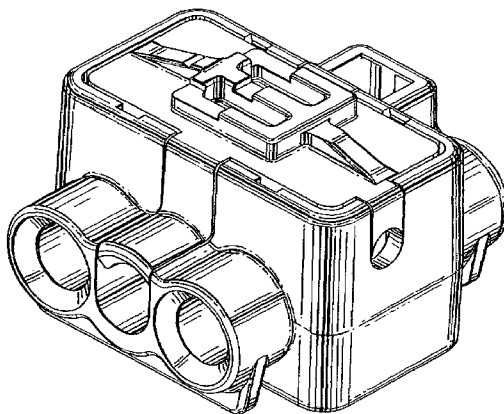


FIG.3

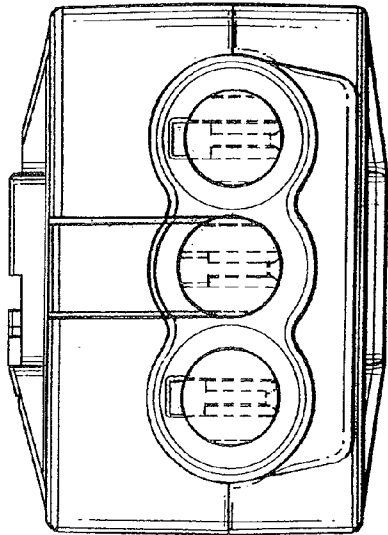
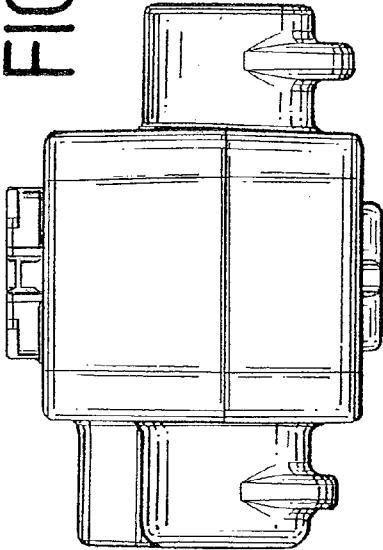


FIG.1

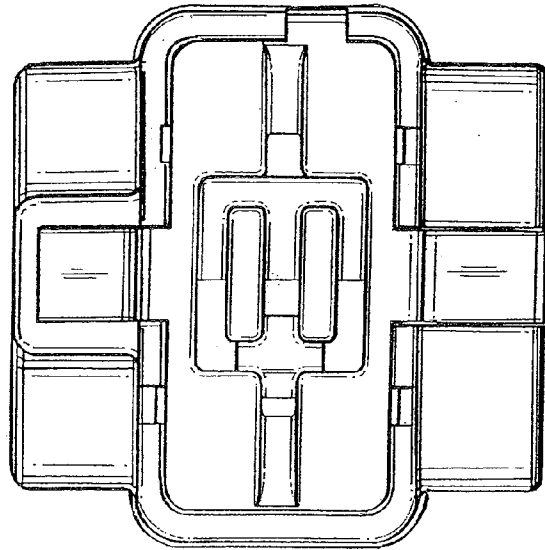


FIG.2

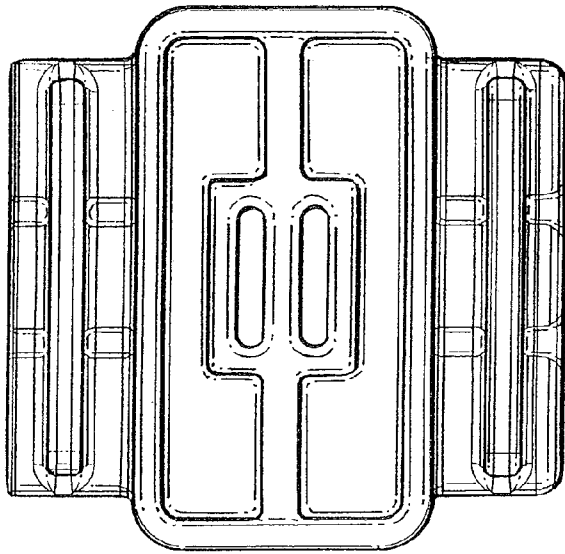


FIG. 6

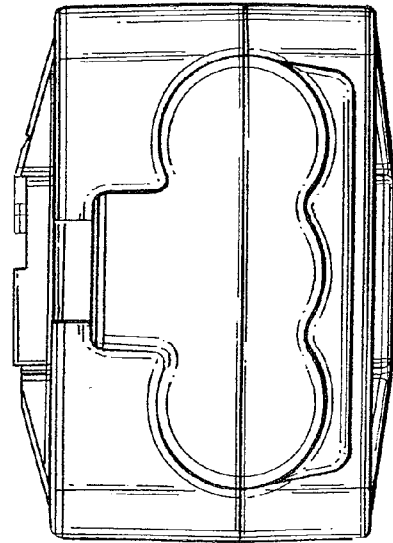


FIG. 4

FIG. 5

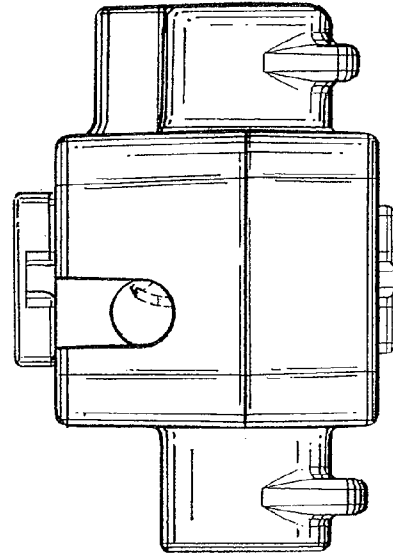


FIG. 7

