

(19) World Intellectual Property
Organization
International Bureau



(43) International Publication Date
28 July 2005 (28.07.2005)

PCT

(10) International Publication Number
WO 2005/068579 A1

(51) International Patent Classification⁷: **C09K 5/00**

(21) International Application Number:
PCT/US2005/001508

(22) International Filing Date: 12 January 2005 (12.01.2005)

(25) Filing Language: English

(26) Publication Language: English

(30) Priority Data:
60/536,819 14 January 2004 (14.01.2004) US
11/014,334 16 December 2004 (16.12.2004) US

(71) Applicant (for all designated States except US): **E.I. DUPONT DE NEMOURS AND COMPANY** [US/US];
1007 Market Street, Wilmington, DE 19898 (US).

(72) Inventors; and

(75) Inventors/Applicants (for US only): **MINOR, Barbara, Haviland** [US/US]; 233 Greenhaven Drive, Elkton, MD 21921 (US). **NAPPA, Mario, J.** [US/US]; 3 Oakridge Court, Newark, DE 19711 (US). **SIEVERT, Allen, C.** [US/US]; 215 Rhett Lane, Elkton, MD 21921 (US).

(74) Agent: **SEBREE, Chyrra, J.**; E. I. Du Pont De Nemours And Company, Legal Patent Records Center, 4417 Lancaster Pike, Wilmington, DE 19805 (US).

(81) Designated States (unless otherwise indicated, for every kind of national protection available): AE, AG, AL, AM, AT, AU, AZ, BA, BB, BG, BR, BW, BY, BZ, CA, CH, CN, CO, CR, CU, CZ, DE, DK, DM, DZ, EC, EE, EG, ES, FI, GB, GD, GE, GH, GM, HR, HU, ID, IL, IN, IS, JP, KE, KG, KP, KR, KZ, LC, LK, LR, LS, LT, LU, LV, MA, MD, MG, MK, MN, MW, MX, MZ, NA, NI, NO, NZ, OM, PG, PH, PL, PT, RO, RU, SC, SD, SE, SG, SK, SL, SY, TJ, TM, TN, TR, TT, TZ, UA, UG, US, UZ, VC, VN, YU, ZA, ZM, ZW.

(84) Designated States (unless otherwise indicated, for every kind of regional protection available): ARIPO (BW, GH, GM, KE, LS, MW, MZ, NA, SD, SL, SZ, TZ, UG, ZM, ZW), Eurasian (AM, AZ, BY, KG, KZ, MD, RU, TJ, TM), European (AT, BE, BG, CH, CY, CZ, DE, DK, EE, ES, FI, FR, GB, GR, HU, IE, IS, IT, LT, LU, MC, NL, PL, PT, RO, SE, SI, SK, TR), OAPI (BF, BJ, CF, CG, CI, CM, GA, GN, GQ, GW, ML, MR, NE, SN, TD, TG).

Published:

- with international search report
- before the expiration of the time limit for amending the claims and to be republished in the event of receipt of amendments

For two-letter codes and other abbreviations, refer to the "Guidance Notes on Codes and Abbreviations" appearing at the beginning of each regular issue of the PCT Gazette.

(54) Title: 1,1,1,2,2,3,3,4,4-NONAFLUORO-4-METHOXYBUTANE REFRIGERANT COMPOSITIONS COMPRISING A FLUOROETHER AND USES THEREOF

(57) Abstract: Disclosed herein are 1,1,1,2,2,3,3,4,4-nonafluoro-4-methoxybutane refrigerant or heat transfer fluid compositions further comprising a fluoroether compound, which are useful in refrigeration or air conditioning apparatus or as heat transfer fluids. The compositions of the present invention are also useful in centrifugal compressor apparatus that employ two-stage compressors or single slab/single pass heat exchangers.



WO 2005/068579 A1

TITLE OF INVENTION

1,1,1,2,2,3,3,4,4-NONAFLUORO-4-METHOXYBUTANE REFRIGERANT
COMPOSITIONS COMPRISING A FLUOROETHER AND USES
THEREOF

5

CROSS REFERENCE(S) TO RELATED APPLICATION(S)

This application claims the priority benefit of U.S. Provisional
Application 60/536,819, filed January 14, 2004, and U.S. Provisional
Application 60/537,453, filed January 15, 2004, and U.S. Provisional
10 Application 60/549,978, filed March 4, 2004, and U.S. Provisional
Application 60/575,037, filed May 26, 2004, and U.S. Provisional
Application 60/584,785, filed June 29, 2004.

BACKGROUND OF THE INVENTION

15 1. Field of the Invention.

The present invention relates to compositions suitable for use
in refrigeration and air conditioning apparatus (or systems) comprising at
least one fluoroether. Further, the present invention relates to
compositions suitable for use in refrigeration and air-conditioning
20 apparatus employing a centrifugal compressor comprising at least one
fluoroether. The compositions of the present invention may be azeotropic
or near azeotropic in nature and are useful in processes for producing
refrigeration or heat or as heat transfer fluids.

25 2. Description of Related Art.

The refrigeration industry has been working for the past few
decades to find replacement refrigerants for the ozone depleting
chlorofluorocarbons (CFCs) and hydrochlorofluorocarbons (HCFCs) being
phased out as a result of the Montreal Protocol. The solution for most
30 refrigerant producers has been the commercialization of
hydrofluorocarbon (HFC) refrigerants. The new HFC refrigerants, HFC-
134a being the most widely used at this time, have zero ozone depletion
potential and thus are not affected by the current regulatory phase out as
a result of the Montreal Protocol.

35 Further environmental regulations may ultimately cause global
phase out of certain HFC refrigerants. Currently, the automobile industry
is facing regulations relating to global warming potential for refrigerants

used in mobile air-conditioning. Therefore, there is a great current need to identify new refrigerants with reduced global warming potential for the automobile air-conditioning market. Should the regulations be more broadly applied in the future, an even greater need will be felt for refrigerants that can be used in all areas of the refrigeration and air-conditioning industry.

Currently proposed replacement refrigerants for HFC-134a include HFC-152a, pure hydrocarbons such as butane or propane, or "natural" refrigerants such as CO₂ or ammonia. Many of these suggested replacements are toxic, flammable, and/or have low energy efficiency. Therefore, new alternatives are constantly being sought.

The object of the present invention is to provide novel refrigerant compositions and heat transfer fluids that provide unique characteristics to meet the demands of low or zero ozone depletion potential and lower global warming potential as compared to current refrigerants.

BRIEF SUMMARY OF THE INVENTION

The present invention relates to refrigerant and heat transfer fluid compositions selected from the group consisting of:

- C₄F₉OCH₃ and 1-difluoromethoxy-1,1,2,2-tetrafluoroethane;
- C₄F₉OCH₃ and 2-difluoromethoxy-1,1,1,2-tetrafluoroethane;
- C₄F₉OCH₃ and 1-(difluoromethoxy)-1,1,2-trifluoroethane;
- C₄F₉OCH₃ and 1,1,1,2,2-pentafluoro-2-methoxyethane;
- C₄F₉OCH₃ and 1-(difluoromethoxy)-1,2,2-trifluoroethane;
- C₄F₉OCH₃ and 2-fluoromethoxy-1,1,1,2-tetrafluoroethane;
- C₄F₉OCH₃ and 1,1-difluoro-2-trifluoromethoxyethane;
- C₄F₉OCH₃ and 2-difluoromethoxy-1,1,1-trifluoroethane;
- C₄F₉OCH₃ and 1-methoxy-1,1,2,2-tetrafluoroethane;
- C₄F₉OCH₃ and 1-difluoromethoxy-2,2-difluoroethane;
- C₄F₉OCH₃ and 2-methoxy-1,1,2-trifluoroethane;
- C₄F₉OCH₃ and 2-methoxy-1,1,1-trifluoroethane;
- C₄F₉OCH₃ and 1,1-difluoro-2-methoxyethane;
- C₄F₉OCH₃ and 1,1,1,2,2-pentafluoro-2-(2,2,2-C₄F₉OCH₃ and trifluoroethoxy)ethane;
- C₄F₉OCH₃ and 1,1'-oxybis(1,2,2,2-tetrafluoro)ethane;

- $C_4F_9OCH_3$ and 2-(difluoromethoxy)-1,1,1,3,3,3-hexafluoropropane;
 $C_4F_9OCH_3$ and 3-(difluoromethoxy)-1,1,1,2,2,3-hexafluoropropane;
 $C_4F_9OCH_3$ and 1,1,1,2,2,3,3-heptafluoro-3-methoxypropane;
 $C_4F_9OCH_3$ and 1,1,3,3-tetrafluoro-1-(trifluoromethoxy)propane;
5 $C_4F_9OCH_3$ and 1-(2,2-difluoroethoxy)-1,1,2,2,2-pentafluoroethane;
 $C_4F_9OCH_3$ and 3-(difluoromethoxy)-1,1,1,2,2-pentafluoropropane;
 $C_4F_9OCH_3$ and 1,1,2,2-tetrafluoro-3-(trifluoromethoxy)propane;
 $C_4F_9OCH_3$ and 1,1,1,3,3,3-hexafluoro-2-(fluoromethoxy)propane;
 $C_4F_9OCH_3$ and 1-(2,2,2-trifluoroethoxy)-1,1,2,2-tetrafluoroethane;
10 $C_4F_9OCH_3$ and 1,1,2-trifluoro-1-methoxy-2-
(trifluoromethoxy)ethane;
 $C_4F_9OCH_3$ and 1,1,1,2,3,3-hexafluoro-3-methoxypropane;
 $C_4F_9OCH_3$ and 1,1,1,3,3,3-hexafluoro-2-methoxypropane;
 $C_4F_9OCH_3$ and 1,1,2,2,3,3-hexafluoro-3-methoxypropane;
15 $C_4F_9OCH_3$ and 1-(1,1-difluoroethoxy)-1,1,2,2-tetrafluoroethane;
 $C_4F_9OCH_3$ and 3-(difluoromethoxy)-1,1,2,2-tetrafluoropropane;
 $C_4F_9OCH_3$ and 2-(difluoromethoxy)-1,1,1-trifluoropropane;
 $C_4F_9OCH_3$ and 1,1,1,2,2-pentafluoro-3-methoxypropane;
 $C_4F_9OCH_3$ and 2-ethoxy-1,1,1,2-tetrafluoroethane;
20 $C_4F_9OCH_3$ and 1-ethoxy-1,1,2,2-tetrafluoroethane;
 $C_4F_9OCH_3$ and 1-(trifluoromethoxy)propane;
 $C_4F_9OCH_3$ and 1,1,1-trifluoro-2-ethoxyethane;
 $C_4F_9OCH_3$ and 1,1,1-trifluoro-3-methoxypropane;
 $C_4F_9OCH_3$ and 1,1,1-trifluoro-2-methoxypropane;
25 $C_4F_9OCH_3$ and 1-ethoxy-1,2,2-trifluoroethane;
 $C_4F_9OCH_3$ and 1,1,1,2,2,3,3-heptafluoro-3-(1,2,2,2-
tetrafluoroethoxy)propane;
 $C_4F_9OCH_3$ and 1,1,1,2,3,3-hexafluoro-3-
(pentafluoroethoxy)propane;
30 $C_4F_9OCH_3$ and 2-ethoxy-1,1,1,2,3,3,3-heptafluoropropane;
 $C_4F_9OCH_3$ and 3-ethoxy-1,1,1,2,2,3,3-heptafluoropropane;
 $C_4F_9OCH_3$ and 2-ethoxy-1,1,1,3,3,3-hexafluoropropane;
 $C_4F_9OCH_3$ and 1-(1,1,2,2-tetrafluoroethoxy)propane;
 $C_4F_9OCH_3$ and 3-ethoxy-1,1,2,2-tetrafluoropropane;
35 $C_4F_9OCH_3$ and 2-(1,1,2,2-tetrafluoroethoxy)propane;
 $C_4F_9OCH_3$ and 2,3-difluoro-4-(trifluoromethyl)oxetane; and
 $C_4F_9OCH_3$ and $C_4F_9OC_2H_5$.

The present invention further relates to the above listed compositions specifically suitable for use in refrigeration or air conditioning apparatus employing a centrifugal compressor.

5 The present invention further relates to the above listed compositions specifically suitable for use in refrigeration or air conditioning apparatus employing a multi-stage, preferable a two-stage centrifugal compressor.

10 The present invention further relates to the above listed compositions specifically suitable for use in refrigeration or air conditioning apparatus employing a single pass/single slab heat exchanger.

15 The present invention further relates to azeotropic or near azeotropic refrigerant compositions. These compositions are useful in refrigeration or air conditioning apparatus. The compositions are also useful in refrigeration or air conditioning apparatus employing a centrifugal compressor.

The present invention further relates to processes for producing refrigeration, heat, and transfer of heat from a heat source to a heat sink using the present inventive compositions.

20 DETAILED DESCRIPTION OF THE INVENTION

The refrigerant compositions of the present invention comprise at least one fluoroether (HFOC). The refrigerant compositions of the present invention may be mixtures comprising more than fluoroether.

25 The fluoroethers of the present invention comprise compounds containing hydrogen, fluorine, carbon and at least one ether group oxygen. The fluoroethers may be represented by the formula R^1OR^2 , wherein R^1 and R^2 are independently selected from straight or branched chain aliphatic fluorinated hydrocarbon radicals. R^1 and R^2 may be joined to form a cyclic fluoroether ring. The fluoroethers may contain from about 2
30 to 8 carbon atoms. Preferred fluoroethers have from 3 to 6 carbon atoms. Representative fluoroethers are listed in Table 1.

TABLE 1

<u>Compound</u>	<u>Chemical Formula</u>	<u>Chemical Name</u>	<u>CAS Reg. No.</u>
Fluoroethers			
HFOC-236caE	$CHF_2OCF_2CHF_2$	1-difluoromethoxy-1,1,2,2-tetrafluoroethane	32778-11-3
HFOC-236eaE β γ	$CHF_2OCHFCF_3$	2-difluoromethoxy-1,1,1,2-tetrafluoroethane	57041-67-5

HFOC-245caEαβ	CHF ₂ OCF ₂ CH ₂ F	1-(difluoromethoxy)-1,1,2-trifluoroethane	69948-24-9
HFOC-245cbEβγ	CF ₃ CF ₂ OCH ₃	1,1,1,2,2-pentafluoro-2-methoxyethane	22410-44-2
HFOC-245eaE	CHF ₂ OCHFCHF ₂	1-(difluoromethoxy)-1,2,2-trifluoroethane	60113-74-8
HFOC-245ebEβγ	CF ₃ CHFOCH ₂ F	2-fluoromethoxy-1,1,1,2-tetrafluoroethane	56885-27-9
HFOC-245faEαβ	CHF ₂ CH ₂ OCF ₃	1,1-difluoro-2-trifluoromethoxyethane	
HFOC-245faEβγ	CF ₃ CH ₂ OCHF ₂	2-difluoromethoxy-1,1,1-trifluoroethane	1885-48-9
HFOC-254cbEβγ	CHF ₂ CF ₂ OCH ₃	1-methoxy-1,1,2,2-tetrafluoroethane	425-88-7
HFOC-254ebEβγ	CF ₃ CHFOCH ₃	2-methoxy-1,1,1,2-tetrafluoroethane	148380-63-6
HFOC-254faE	CHF ₂ OCH ₂ CHF ₂	1-difluoromethoxy-2,2-difluoroethane	32778-16-8
HFOC-263ebEβγ	CH ₃ OCHFCHF ₂	2-methoxy-1,1,2-trifluoroethane	56281-91-5
HFOC-263fbEβγ	CF ₃ CH ₂ OCH ₃	2-methoxy-1,1,1-trifluoroethane	
HFOC-272fbEβγ	CH ₃ OCH ₂ CHF ₂	1,1-difluoro-2-methoxyethane	461-57-4
HFOC-338mcfEβγ	CF ₃ CF ₂ OCH ₂ CF ₃	1,1,1,2,2-pentafluoro-2-(2,2,2-trifluoroethoxy)ethane	156053-88-2
HFOC-338meeEβγ	CF ₃ CHFOCHF ₂ CF ₃	1,1'-oxybis(1,2,2,2-tetrafluoro)ethane	67429-44-1
HFOC-338mmzEβγ	(CF ₃) ₂ CHOCHF ₂	2-(difluoromethoxy)-1,1,1,3,3,3-hexafluoropropane	26103-08-2
HFOC-338peEγδ	CHF ₂ OCHF	3-(difluoromethoxy)-1,1,1,2,2,3-hexafluoropropane	60598-11-0
HFOC-347mccEγδ	CF ₃ CF ₂ CF ₂ OCH ₃	1,1,1,2,2,3,3-heptafluoro-3-methoxypropane	375-03-1
HFOC-347mcfEαβ	CF ₃ OCF ₂ CH ₂ CHF ₂	1,1,3,3-tetrafluoro-1-(trifluoromethoxy)propane	
HFOC-347mcfEβγ	CHF ₂ CH ₂ OCF ₂ CF ₃	1-(2,2-difluoroethoxy)-1,1,2,2-pentafluoroethane	171182-95-9
HFOC-347mcfEγδ	CHF ₂ OCH ₂ CF ₂ CF ₃	3-(difluoromethoxy)-1,1,1,2,2-pentafluoropropane	56860-81-2
HFOC-347mfcEαβ	CF ₃ OCH ₂ CF ₂ CHF ₂	1,1,2,2-tetrafluoro-3-(trifluoromethoxy)propane	1683-81-4
HFOC-347mmzEβγ	CH ₂ FOCH(CF ₃) ₂	1,1,1,3,3,3-hexafluoro-2-(fluoromethoxy)propane	28523-86-6
HFOC-347pcfEβγ	CF ₃ CH ₂ OCF ₂ CHF ₂	1-(2,2,2-trifluoroethoxy)-1,1,2,2-tetrafluoroethane	406-78-0
HFOC-356mecE2αβγδ	CH ₃ OCF ₂ CHFOCF ₃	1,1,2-trifluoro-1-methoxy-2-(trifluoromethoxy)ethane	996-56-5
HFOC-356mecEγδ	CH ₃ OCF ₂ CHFCF ₃	1,1,1,2,3,3-hexafluoro-3-methoxypropane	382-34-3
HFOC-356mmzEβγ	(CF ₃) ₂ CHOCH ₃	1,1,1,3,3,3-hexafluoro-2-methoxypropane	13171-18-1
HFOC-356pccEγδ	CHF ₂ CF ₂ CF ₂ OCH ₃	1,1,2,2,3,3-hexafluoro-3-methoxypropane	
HFOC-356pcfEβγ	CHF ₂ CF ₂ OCH ₂ CHF ₂	1-(1,1-difluoroethoxy)-1,1,2,2-tetrafluoroethane	
HFOC-356pcfEγδ	CHF ₂ OCH ₂ CF ₂ CHF ₂	3-(difluoromethoxy)-1,1,2,2-tetrafluoropropane	35042-99-0
HFOC-365mpzEβγ	CHF ₂ OCH(CH ₃)(CF ₃)	2-(difluoromethoxy)-1,1,1-trifluoropropane	327893-56-9
HFOC-365mcEγδ	CF ₃ CF ₂ CH ₂ OCH ₃	1,1,1,2,2-pentafluoro-3-methoxypropane	378-16-5
HFOC-374mefEβγ	CF ₃ CHFOCH ₂ CH ₃	2-ethoxy-1,1,1,2-tetrafluoroethane	50285-06-8
HFOC-374pcfEβγ	CH ₃ CH ₂ OCF ₂ CHF ₂	1-ethoxy-1,1,2,2-tetrafluoroethane	512-51-6
HFOC-383mEαβ	CF ₃ OCH ₂ CH ₂ CH ₃	1-(trifluoromethoxy)propane	59426-77-6
HFOC-383mEβγ	CH ₃ CH ₂ OCH ₂ CF ₃	1,1,1-trifluoro-2-ethoxyethane	461-24-5
HFOC-383mEγδ	CF ₃ CH ₂ CH ₂ OCH ₃	1,1,1-trifluoro-3-methoxypropane	461-22-3
HFOC-383mzEαβ	CH ₃ OCH(CH ₃)(CF ₃)	1,1,1-trifluoro-2-methoxypropane	32793-45-6

HFOC-383peEβγ	CHF ₂ CHFOCH ₂ CH ₃	1-ethoxy-1,2,2-trifluoroethane	20202-98-6
HFOC-42-11mccEγδ	CF ₃ CF ₂ CF ₂ OCHF ₂ CF ₃	1,1,1,2,2,3,3-heptafluoro-3-(1,2,2,2-tetrafluoroethoxy)propane	3330-15-2
HFOC-42-11meEγδ	CF ₃ CHF ₂ CF ₂ OCF ₂ CF ₃	1,1,1,2,3,3-hexafluoro-3-(pentafluoroethoxy)propane	142469-07-6
HFOC-467mmyEβγ	CH ₃ CH ₂ OCF(CF ₃) ₂	2-ethoxy-1,1,1,2,3,3,3-heptafluoropropane	22137-14-0
HFOC-467mccEγδ	CH ₃ CH ₂ OCF ₂ CF ₂ CF ₃	3-ethoxy-1,1,1,2,2,3,3-heptafluoropropane	22052-86-4
HFOC-476mmzEβγ	CH ₃ CH ₂ OCH(CF ₃) ₂	2-ethoxy-1,1,1,3,3,3-hexafluoropropane	18339-53-8
HFOC-494pcEβγ	CH ₃ CH ₂ CH ₂ OCF ₂ CHF ₂	1-(1,1,2,2-tetrafluoroethoxy)propane	380-48-3
HFOC-494pcEγδ	CH ₃ CH ₂ OCH ₂ CF ₂ CHF ₂	3-ethoxy-1,1,2,2-tetrafluoropropane	24566-96-9
HFOC-494pczEβγ	(CH ₃) ₂ CHOFCF ₂ CHF ₂	2-(1,1,2,2-tetrafluoroethoxy)propane	757-11-9
HFOC-C336ceeEαβ	c-OCF ₂ CHFCHFCF ₂ -	2,2,3,4,5,5-hexafluorotetrahydrofuran	24280-80-6
HFOC-C345mzeEαβ	c-OCHFCHFCF ₂ (CF ₃)-	2,3-difluoro-4-(trifluoromethyl)oxetane	74985-21-0
C ₄ F ₉ OCH ₃ (mixture of isomers)	CF ₃ CF ₂ CF ₂ CF ₂ OCH ₃	1,1,1,2,2,3,3,4,4-nonafluoro-4-methoxybutane	163702-07-6
	(CF ₃) ₂ CFCF ₂ OCH ₃	2-(difluoromethoxymethyl)-1,1,1,2,3,3,3-heptafluoropropane	163702-08-7
C ₄ F ₉ OC ₂ H ₅ (mixture of isomers)	CF ₃ CF ₂ CF ₂ CF ₂ OC ₂ H ₅	1-ethoxy-1,1,2,2,3,3,4,4,4-nonafluorobutane	163702-05-4
	(CF ₃) ₂ CFCF ₂ OC ₂ H ₅	2-(ethoxydifluoromethyl)-1,1,1,2,3,3,3-heptafluoropropane	163702-06-5

The compounds listed in Table 1 are available commercially or may be prepared by processes known in the art. C₄F₉OCH₃ and C₄F₉OC₂H₅ are both mixtures of isomers as indicated in Table 1 and are available commercially from 3M™ (St. Paul, Minnesota).

Compositions of the present invention have no ozone depletion potential and low global warming potential. For example, fluoroethers, alone or in mixtures will have global warming potentials lower than many HFC refrigerants currently in use.

The compositions of the present invention may be prepared by any convenient method to combine the desired amounts of the individual components. A preferred method is to weigh the desired component amounts and thereafter combine the components in an appropriate vessel. Agitation may be used, if desired.

The refrigerant or heat transfer compositions of the present invention include:

- C₄F₉OCH₃ and 1-difluoromethoxy-1,1,2,2-tetrafluoroethane;
- C₄F₉OCH₃ and 2-difluoromethoxy-1,1,1,2-tetrafluoroethane;
- C₄F₉OCH₃ and 1-(difluoromethoxy)-1,1,2-trifluoroethane;
- C₄F₉OCH₃ and 1,1,1,2,2-pentafluoro-2-methoxyethane;
- C₄F₉OCH₃ and 1-(difluoromethoxy)-1,2,2-trifluoroethane;

- C₄F₉OCH₃ and 2-fluoromethoxy-1,1,1,2-tetrafluoroethane;
C₄F₉OCH₃ and 1,1-difluoro-2-trifluoromethoxyethane;
C₄F₉OCH₃ and 2-difluoromethoxy-1,1,1-trifluoroethane;
C₄F₉OCH₃ and 1-methoxy-1,1,2,2-tetrafluoroethane;
5 C₄F₉OCH₃ and 1-difluoromethoxy-2,2-difluoroethane;
C₄F₉OCH₃ and 2-methoxy-1,1,2-trifluoroethane;
C₄F₉OCH₃ and 2-methoxy-1,1,1-trifluoroethane;
C₄F₉OCH₃ and 1,1-difluoro-2-methoxyethane;
C₄F₉OCH₃ and 1,1,1,2,2-pentafluoro-2-(2,2,2- C₄F₉OCH₃ and
10 trifluoroethoxy)ethane;
C₄F₉OCH₃ and 1,1'-oxybis(1,2,2,2-tetrafluoro)ethane;
C₄F₉OCH₃ and 2-(difluoromethoxy)-1,1,1,3,3,3-hexafluoropropane;
C₄F₉OCH₃ and 3-(difluoromethoxy)-1,1,1,2,2,3-hexafluoropropane;
C₄F₉OCH₃ and 1,1,1,2,2,3,3-heptafluoro-3-methoxypropane;
15 C₄F₉OCH₃ and 1,1,3,3-tetrafluoro-1-(trifluoromethoxy)propane;
C₄F₉OCH₃ and 1-(2,2-difluoroethoxy)-1,1,2,2,2-pentafluoroethane;
C₄F₉OCH₃ and 3-(difluoromethoxy)-1,1,1,2,2-pentafluoropropane;
C₄F₉OCH₃ and 1,1,2,2-tetrafluoro-3-(trifluoromethoxy)propane;
C₄F₉OCH₃ and 1,1,1,3,3,3-hexafluoro-2-(fluoromethoxy)propane;
20 C₄F₉OCH₃ and 1-(2,2,2-trifluoroethoxy)-1,1,2,2-tetrafluoroethane;
C₄F₉OCH₃ and 1,1,2-trifluoro-1-methoxy-2-
(trifluoromethoxy)ethane;
C₄F₉OCH₃ and 1,1,1,2,3,3-hexafluoro-3-methoxypropane;
C₄F₉OCH₃ and 1,1,1,3,3,3-hexafluoro-2-methoxypropane;
25 C₄F₉OCH₃ and 1,1,2,2,3,3-hexafluoro-3-methoxypropane;
C₄F₉OCH₃ and 1-(1,1-difluoroethoxy)-1,1,2,2-tetrafluoroethane;
C₄F₉OCH₃ and 3-(difluoromethoxy)-1,1,2,2-tetrafluoropropane;
C₄F₉OCH₃ and 2-(difluoromethoxy)-1,1,1-trifluoropropane;
C₄F₉OCH₃ and 1,1,1,2,2-pentafluoro-3-methoxypropane;
30 C₄F₉OCH₃ and 2-ethoxy-1,1,1,2-tetrafluoroethane;
C₄F₉OCH₃ and 1-ethoxy-1,1,2,2-tetrafluoroethane;
C₄F₉OCH₃ and 1-(trifluoromethoxy)propane;
C₄F₉OCH₃ and 1,1,1-trifluoro-2-ethoxyethane;
C₄F₉OCH₃ and 1,1,1-trifluoro-3-methoxypropane;
35 C₄F₉OCH₃ and 1,1,1-trifluoro-2-methoxypropane;
C₄F₉OCH₃ and 1-ethoxy-1,2,2-trifluoroethane;

- C₄F₉OCH₃ and 1,1,1,2,2,3,3-heptafluoro-3-(1,2,2,2-tetrafluoroethoxy)propane;
- C₄F₉OCH₃ and 1,1,1,2,3,3-hexafluoro-3-(pentafluoroethoxy)propane;
- 5 C₄F₉OCH₃ and 2-ethoxy-1,1,1,2,3,3,3-heptafluoropropane;
- C₄F₉OCH₃ and 3-ethoxy-1,1,1,2,2,3,3-heptafluoropropane;
- C₄F₉OCH₃ and 2-ethoxy-1,1,1,3,3,3-hexafluoropropane;
- C₄F₉OCH₃ and 1-(1,1,2,2-tetrafluoroethoxy)propane;
- C₄F₉OCH₃ and 3-ethoxy-1,1,2,2-tetrafluoropropane;
- 10 C₄F₉OCH₃ and 2-(1,1,2,2-tetrafluoroethoxy)propane;
- C₄F₉OCH₃ and 2,3-difluoro-4-(trifluoromethyl)oxetane; and
- C₄F₉OCH₃ and C₄F₉OC₂H₅.

The refrigerant or heat transfer compositions of the present invention may be azeotropic or near azeotropic compositions. An

15 azeotropic composition is a liquid admixture of two or more substances that has a constant boiling point that may be above or below the boiling points of the individual components. As such an azeotropic composition will not fractionate within the refrigeration or air conditioning system during operation, which may reduce efficiency of the system. Additionally, an

20 azeotropic composition will not fractionate upon leakage from the refrigeration or air conditioning system. In the situation where one component of a mixture is flammable, fractionation during leakage could lead to a flammable composition either within the system or outside of the system.

25 A near azeotropic composition is a substantially constant boiling, liquid admixture of two or more substances that behaves essentially as a single substance. One way to characterize a near azeotropic composition is that the vapor produced by partial evaporation or distillation of the liquid has substantially the same composition as the

30 liquid from which it was evaporated or distilled, that is, the admixture distills/refluxes without substantial composition change. Another way to characterize a near azeotropic composition is that the bubble point vapor pressure and the dew point vapor pressure of the composition at a particular temperature are substantially the same. Herein, a composition

35 is near azeotropic if, after 50 weight percent of the composition is removed, such as by evaporation or boiling off, the difference in vapor pressure between the original composition and the composition remaining

after 50 weight percent of the original composition has been removed is less than about 10 percent.

The azeotropic refrigerant compositions of the present invention are listed in Table 2.

5 TABLE 2

<u>Component A</u>	<u>Component B</u>	<u>Azeotrope Concentration</u>		<u>Azeotrope BP (°C)</u>
		<u>Wt% A</u>	<u>Wt% B</u>	
C ₄ F ₉ OCH ₃	HFOC-245eaE	40.3	59.7	50.7
C ₄ F ₉ OCH ₃	HFOC-245ebEβγ	4.4	95.6	43.0
C ₄ F ₉ OCH ₃	HFOC-254faE	46.2	53.8	52.4
C ₄ F ₉ OCH ₃	HFOC-263ebEβγ	63.2	36.8	51.9
C ₄ F ₉ OCH ₃	HFOC-272fbEβγ	39.4	60.6	46.9
C ₄ F ₉ OCH ₃	HFOC-356mecE2αβγδ	35.4	64.6	57.7
C ₄ F ₉ OCH ₃	HFOC-374mefEβγ	18.9	81.1	57.9
C ₄ F ₉ OCH ₃	HFOC-374pcEβγ	19.9	80.1	55.8
C ₄ F ₉ OCH ₃	HFOC-383mEγδ	22.1	77.9	54.7
C ₄ F ₉ OCH ₃	HFOC-C345mzeEαβ	39.5	60.5	58.6

The near azeotropic refrigerant compositions and concentration ranges of the present invention are listed in Table 3.

TABLE 3

10

<u>Compounds (A/B)</u>	<u>Near Azeotropic Concentration Range</u>
	<u>wt% A/wt% B</u>
C ₄ F ₉ OCH ₃ /HFOC-245eaE	1-99/99-1
C ₄ F ₉ OCH ₃ /HFOC-245ebEβγ	1-75/99-25
C ₄ F ₉ OCH ₃ /HFOC-254faE	1-99/99-1
C ₄ F ₉ OCH ₃ /HFOC-263ebEβγ	1-99/99-1
C ₄ F ₉ OCH ₃ /HFOC-272fbEβγ	1-99/99-1
C ₄ F ₉ OCH ₃ /HFOC-347mcfEγδ	1-99/99-1
C ₄ F ₉ OCH ₃ /HFOC-356mecE2αβγδ	1-99/99-1
C ₄ F ₉ OCH ₃ /HFOC-356mecEγδ	1-99/99-1
C ₄ F ₉ OCH ₃ /HFOC-356mmzEβγ	1-99/99-1
C ₄ F ₉ OCH ₃ /HFOC-365mcEγδ	1-99/99-1
C ₄ F ₉ OCH ₃ /HFOC-374mefEβγ	1-99/99-1
C ₄ F ₉ OCH ₃ /HFOC-374pcEβγ	1-99/99-1
C ₄ F ₉ OCH ₃ /HFOC-383mEβγ	1-99/99-1
C ₄ F ₉ OCH ₃ /HFOC-383mEγδ	1-99/99-1
C ₄ F ₉ OCH ₃ /HFOC-467mmyEβγ	1-99/99-1
C ₄ F ₉ OCH ₃ /HFOC-467mccEγδ	1-99/99-1
C ₄ F ₉ OCH ₃ /HFOC-494pcEβγ	1-99/99-1

C₄F₉OCH₃/HFOC-C345mzeEαβ
 C₄F₉OCH₃/ C₄F₉OC₂H₅

1-99/99-1

1-99/99-1

Additional compounds from the list in Table 1 may be added to the binary compositions of the present invention to form ternary or higher order compositions.

5 The compositions of the present invention may further comprise about 0.01 weight percent to about 5 weight percent of a thermal stabilizer such as nitromethane.

 The compositions of the present invention may further comprise an ultra-violet (UV) dye and optionally a solubilizing agent. The
 10 UV dye is a useful component for detecting leaks of the refrigerant composition by permitting one observe the fluorescence of the dye in in the refrigerant or heat transfer fluid composition at a leak point in or the vicinity of refrigeration or air-conditioning apparatus. One may observe the fluorescence of the dye under an ultra-violet light. Solubilizing agents
 15 may be needed due to poor solubility of such UV dyes in some refrigerants.

 By "ultra-violet" dye is meant a UV fluorescent composition that absorbs light in the ultra-violet or "near" ultra-violet region of the electromagnetic spectrum. The fluorescence produced by the UV
 20 fluorescent dye under illumination by a UV light that emits radiation with wavelength anywhere from 10 nanometer to 750 nanometer may be detected. Therefore, if refrigerant containing such a UV fluorescent dye is leaking from a given point in a refrigeration or air conditioning apparatus, the fluorescence can be detected at the leak point. Such UV fluorescent
 25 dyes include but are not limited to naphthalimides, perylenes, coumarins, anthracenes, phenanthracenes, xanthenes, thioxanthenes, naphthoxanthenes, fluoresceins, and derivatives or combinations thereof.

 Solubilizing agents of the present invention comprise at least one compound selected from the group consisting of hydrocarbons,
 30 hydrocarbon ethers, polyoxyalkylene glycol ethers, amides, nitriles, ketones, chlorocarbons, esters, lactones, aryl ethers, fluoroethers and 1,1,1-trifluoroalkanes.

 Hydrocarbon solubilizing agents of the present invention r comprise hydrocarbons including straight chained, branched chain or
 35 cyclic alkanes or alkenes containing 5 or fewer carbon atoms and only hydrogen with no other functional groups. Representative hydrocarbon

solubilizing agents comprise propane, propylene, cyclopropane, n-butane, isobutane, and n-pentane. It should be noted that if the refrigerant is a hydrocarbon, then the solubilizing agent may not be the same hydrocarbon.

5 Hydrocarbon ether solubilizing agents of the present invention comprise ethers containing only carbon, hydrogen and oxygen, such as dimethyl ether (DME).

Polyoxyalkylene glycol ether solubilizing agents of the present invention are represented by the formula $R^1[(OR^2)_xOR^3]_y$, wherein: x is an integer from 1-3; y is an integer from 1-4; R^1 is selected from hydrogen and aliphatic hydrocarbon radicals having 1 to 6 carbon atoms and y bonding sites; R^2 is selected from aliphatic hydrocarbylene radicals having from 2 to 4 carbon atoms; R^3 is selected from hydrogen and aliphatic and alicyclic hydrocarbon radicals having from 1 to 6 carbon atoms; at least one of R^1 and R^3 is said hydrocarbon radical; and wherein said polyoxyalkylene glycol ethers have a molecular weight of from about 100 to about 300 atomic mass units. In the present polyoxyalkylene glycol ether solubilizing agents represented by $R^1[(OR^2)_xOR^3]_y$: x is preferably 1-2; y is preferably 1; R^1 and R^3 are preferably independently selected from hydrogen and aliphatic hydrocarbon radicals having 1 to 4 carbon atoms; R^2 is preferably selected from aliphatic hydrocarbylene radicals having from 2 or 3 carbon atoms, most preferably 3 carbon atoms; the polyoxyalkylene glycol ether molecular weight is preferably from about 100 to about 250 atomic mass units, most preferably from about 125 to about 250 atomic mass units. The R^1 and R^3 hydrocarbon radicals having 1 to 6 carbon atoms may be linear, branched or cyclic. Representative R^1 and R^3 hydrocarbon radicals include methyl, ethyl, propyl, isopropyl, butyl, isobutyl, *sec*-butyl, *tert*-butyl, pentyl, isopentyl, neopentyl, *tert*-pentyl, cyclopentyl, and cyclohexyl. Where free hydroxyl radicals on the present polyoxyalkylene glycol ether solubilizing agents may be incompatible with certain compression refrigeration apparatus materials of construction (e.g. Mylar®), R^1 and R^3 are preferably aliphatic hydrocarbon radicals having 1 to 4 carbon atoms, most preferably 1 carbon atom. The R^2 aliphatic hydrocarbylene radicals having from 2 to 4 carbon atoms form repeating oxyalkylene radicals - $(OR^2)_x$ - that include oxyethylene radicals, oxypropylene radicals, and oxybutylene radicals. The oxyalkylene radical comprising R^2 in one polyoxyalkylene glycol ether solubilizing agent

molecule may be the same, or one molecule may contain different R² oxyalkylene groups. The present polyoxyalkylene glycol ether solubilizing agents preferably comprise at least one oxypropylene radical. Where R¹ is an aliphatic or alicyclic hydrocarbon radical having 1 to 6 carbon atoms and y bonding sites, the radical may be linear, branched or cyclic.

5 Representative R¹ aliphatic hydrocarbon radicals having two bonding sites include, for example, an ethylene radical, a propylene radical, a butylene radical, a pentylene radical, a hexylene radical, a cyclopentylene radical and a cyclohexylene radical. Representative R¹ aliphatic hydrocarbon

10 radicals having three or four bonding sites include residues derived from polyalcohols, such as trimethylolpropane, glycerin, pentaerythritol, 1,2,3-trihydroxycyclohexane and 1,3,5-trihydroxycyclohexane, by removing their hydroxyl radicals.

Representative polyoxyalkylene glycol ether solubilizing agents

15 include but are not limited to: CH₃OCH₂CH(CH₃)O(H or CH₃) (propylene glycol methyl (or dimethyl) ether), CH₃O[CH₂CH(CH₃)O]₂(H or CH₃) (dipropylene glycol methyl (or dimethyl) ether), CH₃O[CH₂CH(CH₃)O]₃(H or CH₃) (tripropylene glycol methyl (or dimethyl) ether),

C₂H₅OCH₂CH(CH₃)O(H or C₂H₅) (propylene glycol ethyl (or diethyl) ether),

20 C₂H₅O[CH₂CH(CH₃)O]₂(H or C₂H₅) (dipropylene glycol ethyl (or diethyl) ether), C₂H₅O[CH₂CH(CH₃)O]₃(H or C₂H₅) (tripropylene glycol ethyl (or diethyl) ether), C₃H₇OCH₂CH(CH₃)O(H or C₃H₇) (propylene glycol n-propyl (or di-n-propyl) ether), C₃H₇O[CH₂CH(CH₃)O]₂(H or C₃H₇) (dipropylene glycol n-propyl (or di-n-propyl) ether), C₃H₇O[CH₂CH(CH₃)O]₃(H or C₃H₇)

25 (tripropylene glycol n-propyl (or di-n-propyl) ether), C₄H₉OCH₂CH(CH₃)OH (propylene glycol n-butyl ether), C₄H₉O[CH₂CH(CH₃)O]₂(H or C₄H₉) (dipropylene glycol n-butyl (or di-n-butyl) ether), C₄H₉O[CH₂CH(CH₃)O]₃(H or C₄H₉) (tripropylene glycol n-butyl (or di-n-butyl) ether),

(CH₃)₃COCH₂CH(CH₃)OH (propylene glycol t-butyl ether),

30 (CH₃)₃CO[CH₂CH(CH₃)O]₂(H or (CH₃)₃) (dipropylene glycol t-butyl (or di-t-butyl) ether), (CH₃)₃CO[CH₂CH(CH₃)O]₃(H or (CH₃)₃) (tripropylene glycol t-butyl (or di-t-butyl) ether), C₅H₁₁OCH₂CH(CH₃)OH (propylene glycol n-pentyl ether), C₄H₉OCH₂CH(C₂H₅)OH (butylene glycol n-butyl ether), C₄H₉O[CH₂CH(C₂H₅)O]₂H (dibutylene glycol n-butyl ether),

35 trimethylolpropane tri-n-butyl ether (C₂H₅C(CH₂O(CH₂)₃CH₃)₃) and trimethylolpropane di-n-butyl ether (C₂H₅C(CH₂OC(CH₂)₃CH₃)₂CH₂OH).

Amide solubilizing agents of the present invention comprise those represented by the formulae $R^1CONR^2R^3$ and $\text{cyclo-}[R^4CON(R^5)-]$, wherein R^1 , R^2 , R^3 and R^5 are independently selected from aliphatic and alicyclic hydrocarbon radicals having from 1 to 12 carbon atoms; R^4 is selected from aliphatic hydrocarbylene radicals having from 3 to 12 carbon atoms; and wherein said amides have a molecular weight of from about 100 to about 300 atomic mass units. The molecular weight of said amides is preferably from about 160 to about 250 atomic mass units. R^1 , R^2 , R^3 and R^5 may optionally include substituted hydrocarbon radicals, that is, radicals containing non-hydrocarbon substituents selected from halogens (e.g., fluorine, chlorine) and alkoxides (e.g. methoxy). R^1 , R^2 , R^3 and R^5 may optionally include heteroatom-substituted hydrocarbon radicals, that is, radicals, which contain the atoms nitrogen (aza-), oxygen (oxa-) or sulfur (thia-) in a radical chain otherwise composed of carbon atoms. In general, no more than three non-hydrocarbon substituents and heteroatoms, and preferably no more than one, will be present for each 10 carbon atoms in R^{1-3} , and the presence of any such non-hydrocarbon substituents and heteroatoms must be considered in applying the aforementioned molecular weight limitations. Preferred amide solubilizing agents consist of carbon, hydrogen, nitrogen and oxygen. Representative R^1 , R^2 , R^3 and R^5 aliphatic and alicyclic hydrocarbon radicals include methyl, ethyl, propyl, isopropyl, butyl, isobutyl, *sec*-butyl, *tert*-butyl, pentyl, isopentyl, neopentyl, *tert*-pentyl, cyclopentyl, cyclohexyl, heptyl, octyl, nonyl, decyl, undecyl, dodecyl and their configurational isomers. A preferred embodiment of amide solubilizing agents are those wherein R^4 in the aforementioned formula $\text{cyclo-}[R^4CON(R^5)-]$ may be represented by the hydrocarbylene radical $(CR^6R^7)_n$, in other words, the formula: $\text{cyclo-}[(CR^6R^7)_nCON(R^5)-]$ wherein: the previously-stated values for molecular weight apply; n is an integer from 3 to 5; R^5 is a saturated hydrocarbon radical containing 1 to 12 carbon atoms; R^6 and R^7 are independently selected (for each n) by the rules previously offered defining R^{1-3} . In the lactams represented by the formula: $\text{cyclo-}[(CR^6R^7)_nCON(R^5)-]$, all R^6 and R^7 are preferably hydrogen, or contain a single saturated hydrocarbon radical among the n methylene units, and R^5 is a saturated hydrocarbon radical containing 3 to 12 carbon atoms. For example, 1-(saturated hydrocarbon radical)-5-methylpyrrolidin-2-ones.

Representative amide solubilizing agents include but are not limited to: 1-octylpyrrolidin-2-one, 1-decylpyrrolidin-2-one, 1-octyl-5-methylpyrrolidin-2-one, 1-butylcaprolactam, 1-cyclohexylpyrrolidin-2-one, 1-butyl-5-methylpiperid-2-one, 1-pentyl-5-methylpiperid-2-one, 1-hexylcaprolactam, 1-hexyl-5-methylpyrrolidin-2-one, 5-methyl-1-pentylpiperid-2-one, 1,3-dimethylpiperid-2-one, 1-methylcaprolactam, 1-butyl-pyrrolidin-2-one, 1,5-dimethylpiperid-2-one, 1-decyl-5-methylpyrrolidin-2-one, 1-dodecylpyrrolid-2-one, N,N-dibutylformamide and N,N-diisopropylacetamide.

10 Ketone solubilizing agents of the present invention comprise ketones represented by the formula R^1COR^2 , wherein R^1 and R^2 are independently selected from aliphatic, alicyclic and aryl hydrocarbon radicals having from 1 to 12 carbon atoms, and wherein said ketones have a molecular weight of from about 70 to about 300 atomic mass units. R^1 and R^2 in said ketones are preferably independently selected from aliphatic and alicyclic hydrocarbon radicals having 1 to 9 carbon atoms. The molecular weight of said ketones is preferably from about 100 to 200 atomic mass units. R^1 and R^2 may together form a hydrocarbylene radical connected and forming a five, six, or seven-membered ring cyclic ketone, for example, cyclopentanone, cyclohexanone, and cycloheptanone. R^1 and R^2 may optionally include substituted hydrocarbon radicals, that is, radicals containing non-hydrocarbon substituents selected from halogens (e.g., fluorine, chlorine) and alkoxides (e.g. methoxy). R^1 and R^2 may optionally include heteroatom-substituted hydrocarbon radicals, that is, radicals, which contain the atoms nitrogen (aza-), oxygen (keto-, oxa-) or sulfur (thia-) in a radical chain otherwise composed of carbon atoms. In general, no more than three non-hydrocarbon substituents and heteroatoms, and preferably no more than one, will be present for each 10 carbon atoms in R^1 and R^2 , and the presence of any such non-hydrocarbon substituents and heteroatoms must be considered in applying the aforementioned molecular weight limitations. Representative R^1 and R^2 aliphatic, alicyclic and aryl hydrocarbon radicals in the general formula R^1COR^2 include methyl, ethyl, propyl, isopropyl, butyl, isobutyl, *sec*-butyl, *tert*-butyl, pentyl, isopentyl, neopentyl, *tert*-pentyl, cyclopentyl, cyclohexyl, heptyl, octyl, nonyl, decyl, undecyl, dodecyl and their configurational isomers, as well as phenyl, benzyl, cumenyl, mesityl, tolyl, xylyl and phenethyl.

Representative ketone solubilizing agents include but are not limited to: 2-butanone, 2-pentanone, acetophenone, butyrophenone, hexanophenone, cyclohexanone, cycloheptanone, 2-heptanone, 3-heptanone, 5-methyl-2-hexanone, 2-octanone, 3-octanone, diisobutyl
5 ketone, 4-ethylcyclohexanone, 2-nonanone, 5-nonanone, 2-decanone, 4-decanone, 2-decalone, 2-tridecanone, dihexyl ketone and dicyclohexyl ketone.

Nitrile solubilizing agents of the present invention comprise nitriles represented by the formula R^1CN , wherein R^1 is selected from
10 aliphatic, alicyclic or aryl hydrocarbon radicals having from 5 to 12 carbon atoms, and wherein said nitriles have a molecular weight of from about 90 to about 200 atomic mass units. R^1 in said nitrile solubilizing agents is preferably selected from aliphatic and alicyclic hydrocarbon radicals having 8 to 10 carbon atoms. The molecular weight of said nitrile
15 solubilizing agents is preferably from about 120 to about 140 atomic mass units. R^1 may optionally include substituted hydrocarbon radicals, that is, radicals containing non-hydrocarbon substituents selected from halogens (e.g., fluorine, chlorine) and alkoxides (e.g. methoxy). R^1 may optionally include heteroatom-substituted hydrocarbon radicals, that is, radicals,
20 which contain the atoms nitrogen (aza-), oxygen (keto-, oxa-) or sulfur (thia-) in a radical chain otherwise composed of carbon atoms. In general, no more than three non-hydrocarbon substituents and heteroatoms, and preferably no more than one, will be present for each 10 carbon atoms in R^1 , and the presence of any such non-hydrocarbon substituents and
25 heteroatoms must be considered in applying the aforementioned molecular weight limitations. Representative R^1 aliphatic, alicyclic and aryl hydrocarbon radicals in the general formula R^1CN include pentyl, isopentyl, neopentyl, *tert*-pentyl, cyclopentyl, cyclohexyl, heptyl, octyl, nonyl, decyl, undecyl, dodecyl and their configurational isomers, as well as
30 phenyl, benzyl, cumenyl, mesityl, tolyl, xylyl and phenethyl.

Representative nitrile solubilizing agents include but are not limited to: 1-cyanopentane, 2,2-dimethyl-4-cyanopentane, 1-cyanoheptane, 1-cyanoheptane, 1-cyanooctane, 2-cyanooctane, 1-cyanononane, 1-cyanodecane, 2-cyanodecane, 1-cyanoundecane and 1-cyanododecane.

35 Chlorocarbon solubilizing agents of the present invention comprise chlorocarbons represented by the formula RCI_x , wherein; x is selected from the integers 1 or 2; R is selected from aliphatic and alicyclic

hydrocarbon radicals having 1 to 12 carbon atoms; and wherein said chlorocarbons have a molecular weight of from about 100 to about 200 atomic mass units. The molecular weight of said chlorocarbon solubilizing agents is preferably from about 120 to 150 atomic mass units.

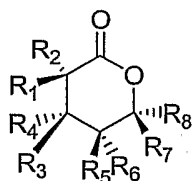
5 Representative R aliphatic and alicyclic hydrocarbon radicals in the general formula RCl_x include methyl, ethyl, propyl, isopropyl, butyl, isobutyl, *sec*-butyl, *tert*-butyl, pentyl, isopentyl, neopentyl, *tert*-pentyl, cyclopentyl, cyclohexyl, heptyl, octyl, nonyl, decyl, undecyl, dodecyl and their configurational isomers.

10 Representative chlorocarbon solubilizing agents include but are not limited to: 3-(chloromethyl)pentane, 3-chloro-3-methylpentane, 1-chlorohexane, 1,6-dichlorohexane, 1-chloroheptane, 1-chlorooctane, 1-chlorononane, 1-chlorodecane, and 1,1,1-trichlorodecane.

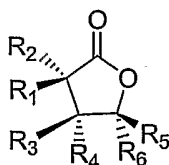
15 Ester solubilizing agents of the present invention comprise esters represented by the general formula $\text{R}^1\text{CO}_2\text{R}^2$, wherein R^1 and R^2 are independently selected from linear and cyclic, saturated and unsaturated, alkyl and aryl radicals. Preferred esters consist essentially of the elements C, H and O, have a molecular weight of from about 80 to about 550 atomic mass units.

20 Representative esters include but are not limited to: $(\text{CH}_3)_2\text{CHCH}_2\text{OOC}(\text{CH}_2)_{2-4}\text{OCOCH}_2\text{CH}(\text{CH}_3)_2$ (diisobutyl dibasic ester), ethyl hexanoate, ethyl heptanoate, n-butyl propionate, n-propyl propionate, ethyl benzoate, di-n-propyl phthalate, benzoic acid ethoxyethyl ester, dipropyl carbonate, "Exxate 700" (a commercial C_7 alkyl acetate), "Exxate
25 800" (a commercial C_8 alkyl acetate), dibutyl phthalate, and *tert*-butyl acetate.

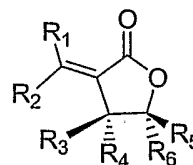
Lactone solubilizing agents of the present invention comprise lactones represented by structures [A], [B], and [C]:



[A]



[B]



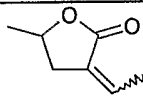
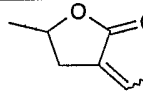
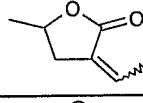
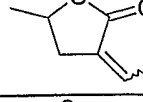
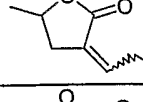
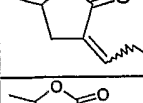
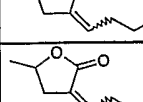
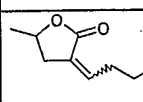

[C]

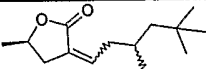
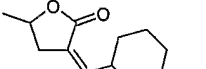
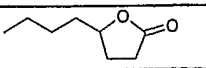
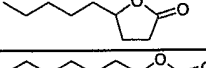
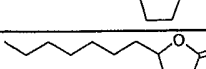
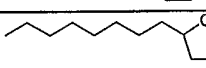
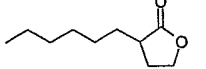
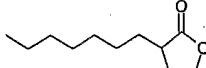
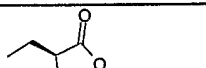
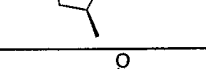
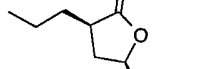


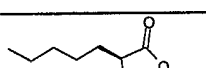

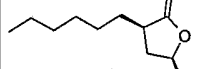
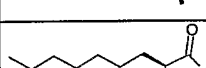

30

These lactones contain the functional group $-CO_2-$ in a ring of six (A), or preferably five atoms (B), wherein for structures [A] and [B], R_1 through R_8 are independently selected from hydrogen or linear, branched, cyclic, bicyclic, saturated and unsaturated hydrocarbyl radicals. Each R_1 through R_8 may be connected forming a ring with another R_1 through R_8 . The lactone may have an exocyclic alkylidene group as in structure [C], wherein R_1 through R_6 are independently selected from hydrogen or linear, branched, cyclic, bicyclic, saturated and unsaturated hydrocarbyl radicals. Each R_1 through R_6 may be connected forming a ring with another R_1 through R_6 . The lactone solubilizing agents have a molecular weight range of from about 80 to about 300 atomic mass units, preferred from about 80 to about 200 atomic mass units. Representative lactone solubilizing agents include but are not limited to the compounds listed in Table 4.

15

TABLE 4

Additive	Molecular Structure	Molecular Formula	Molecular Weight (amu)
(E,Z)-3-ethylidene-5-methyl-dihydro-furan-2-one		$C_7H_{10}O_2$	126
(E,Z)-3-propylidene-5-methyl-dihydro-furan-2-one		$C_8H_{12}O_2$	140
(E,Z)-3-butylidene-5-methyl-dihydro-furan-2-one		$C_9H_{14}O_2$	154
(E,Z)-3-pentylidene-5-methyl-dihydro-furan-2-one		$C_{10}H_{16}O_2$	168
(E,Z)-3-Hexylidene-5-methyl-dihydro-furan-2-one		$C_{11}H_{18}O_2$	182
(E,Z)-3-Heptylidene-5-methyl-dihydro-furan-2-one		$C_{12}H_{20}O_2$	196
(E,Z)-3-octylidene-5-methyl-dihydro-furan-2-one		$C_{13}H_{22}O_2$	210
(E,Z)-3-nonylidene-5-methyl-dihydro-furan-2-one		$C_{14}H_{24}O_2$	224
(E,Z)-3-decylidene-5-methyl-dihydro-furan-2-one		$C_{15}H_{26}O_2$	238

(E,Z)-3-(3,5,5-trimethylhexylidene)-5-methyl-dihydrofuran-2-one		C ₁₄ H ₂₄ O ₂	224
(E,Z)-3-cyclohexylmethylidene-5-methyl-dihydrofuran-2-one		C ₁₂ H ₁₈ O ₂	194
Gamma-octalactone		C ₈ H ₁₄ O ₂	142
Gamma-nonolactone		C ₉ H ₁₆ O ₂	156
Gamma-decalactone		C ₁₀ H ₁₈ O ₂	170
Gamma-undecalactone		C ₁₁ H ₂₀ O ₂	184
Gamma-dodecalactone		C ₁₂ H ₂₂ O ₂	198
3-hexyldihydro-furan-2-one		C ₁₀ H ₁₈ O ₂	170
3-heptyldihydro-furan-2-one		C ₁₁ H ₂₀ O ₂	184
cis-3-ethyl-5-methyl-dihydro-furan-2-one		C ₇ H ₁₂ O ₂	128
cis-(3-propyl-5-methyl)-dihydro-furan-2-one		C ₈ H ₁₄ O ₂	142
cis-(3-butyl-5-methyl)-dihydro-furan-2-one		C ₉ H ₁₆ O ₂	156
cis-(3-pentyl-5-methyl)-dihydro-furan-2-one		C ₁₀ H ₁₈ O ₂	170
cis-(3-hexyl-5-methyl)-dihydro-furan-2-one		C ₁₁ H ₂₀ O ₂	184
cis-(3-heptyl-5-methyl)-dihydro-furan-2-one		C ₁₂ H ₂₂ O ₂	198
cis-(3-octyl-5-methyl)-dihydro-furan-2-one		C ₁₃ H ₂₄ O ₂	212
cis-3-(3,5,5-trimethylhexyl)-5-methyl-dihydro-furan-2-one		C ₁₄ H ₂₆ O ₂	226
cis-3-cyclohexylmethyl-5-methyl-dihydro-furan-2-one		C ₁₂ H ₂₀ O ₂	196

5-methyl-5-hexyl-dihydro-furan-2-one		C ₁₁ H ₂₀ O ₂	184
5-methyl-5-octyl-dihydro-furan-2-one		C ₁₃ H ₂₄ O ₂	212
Hexahydro-isobenzofuran-1-one		C ₈ H ₁₂ O ₂	140
<i>delta</i> -decalactone		C ₁₀ H ₁₈ O ₂	170
<i>delta</i> -undecalactone		C ₁₁ H ₂₀ O ₂	184
<i>delta</i> -dodecalactone		C ₁₂ H ₂₂ O ₂	198
Mixture of 4-hexyl-dihydrofuran-2-one and 3-hexyl-dihydro-furan-2-one		C ₁₀ H ₁₈ O ₂	170

Lactone solubilizing agents generally have a kinematic viscosity of less than about 7 centistokes at 40°C. For instance, gamma-undecalactone has kinematic viscosity of 5.4 centistokes and cis-(3-hexyl-5-methyl)dihydrofuran-2-one has viscosity of 4.5 centistokes both at 40°C. Lactone solubilizing agents may be available commercially or prepared by methods as described in U. S. provisional patent application 10/910,495 (inventors being P. J. Fagan and C. J. Brandenburg), filed August 3, 2004, incorporated herein by reference.

Aryl ether solubilizing agents of the present invention further comprise aryl ethers represented by the formula R¹OR², wherein: R¹ is selected from aryl hydrocarbon radicals having from 6 to 12 carbon atoms; R² is selected from aliphatic hydrocarbon radicals having from 1 to 4 carbon atoms; and wherein said aryl ethers have a molecular weight of from about 100 to about 150 atomic mass units. Representative R¹ aryl radicals in the general formula R¹OR² include phenyl, biphenyl, cumenyl, mesityl, tolyl, xylyl, naphthyl and pyridyl. Representative R² aliphatic hydrocarbon radicals in the general formula R¹OR² include methyl, ethyl, propyl, isopropyl, butyl, isobutyl, *sec*-butyl and *tert*-butyl. Representative

aromatic ether solubilizing agents include but are not limited to: methyl phenyl ether (anisole), 1,3-dimethoxybenzene, ethyl phenyl ether and butyl phenyl ether.

Fluoroether solubilizing agents of the present invention
5 comprise those represented by the general formula $R^1OCF_2CF_2H$, wherein R^1 is selected from aliphatic and alicyclic hydrocarbon radicals having from about 5 to about 15 carbon atoms, preferably primary, linear, saturated, alkyl radicals. Representative fluoroether solubilizing agents include but are not limited to: $C_8H_{17}OCF_2CF_2H$ and $C_6H_{13}OCF_2CF_2H$. It should be
10 noted that if the refrigerant is a fluoroether, then the solubilizing agent may not be the same fluoroether.

1,1,1-Trifluoroalkane solubilizing agents of the present invention comprise 1,1,1-trifluoroalkanes represented by the general formula CF_3R^1 , wherein R^1 is selected from aliphatic and alicyclic
15 hydrocarbon radicals having from about 5 to about 15 carbon atoms, preferably primary, linear, saturated, alkyl radicals. Representative 1,1,1-trifluoroalkane solubilizing agents include but are not limited to: 1,1,1-trifluorohexane and 1,1,1-trifluorododecane.

Solubilizing agents of the present invention may be present as
20 a single compound, or may be present as a mixture of more than one solubilizing agent. Mixtures of solubilizing agents may contain two solubilizing agents from the same class of compounds, say two lactones, or two solubilizing agents from two different classes, such as a lactone and a polyoxyalkylene glycol ether.

25 In the present compositions comprising refrigerant and UV fluorescent dye, from about 0.001 weight percent to about 1.0 weight percent of the composition is UV dye, preferably from about 0.005 weight percent to about 0.5 weight percent, and most preferably from 0.01 weight percent to about 0.25 weight percent.

30 Solubility of these UV fluorescent dyes in refrigerants may be poor. Therefore, methods for introducing these dyes into the refrigeration or air conditioning apparatus have been awkward, costly and time consuming. US patent no. RE 36,951 describes a method, which utilizes a dye powder, solid pellet or slurry of dye that may be inserted into a
35 component of the refrigeration or air conditioning apparatus. As refrigerant and lubricant are circulated through the apparatus, the dye is dissolved or dispersed and carried throughout the apparatus. Numerous other methods

for introducing dye into a refrigeration or air conditioning apparatus are described in the literature.

Ideally, the UV fluorescent dye could be dissolved in the refrigerant itself thereby not requiring any specialized method for
5 introduction to the refrigeration or air conditioning apparatus. The present invention relates to compositions including UV fluorescent dye, which may be introduced into the system directly in the refrigerant. The inventive compositions will allow the storage and transport of dye-containing refrigerant even at low temperatures while maintaining the dye in solution.

10 In the present compositions comprising refrigerant, UV fluorescent dye and solubilizing agent, from about 1 to about 50 weight percent, preferably from about 2 to about 25 weight percent, and most preferably from about 5 to about 15 weight percent of the combined composition is solubilizing agent in the refrigerant. In the compositions of
15 the present invention the UV fluorescent dye is present in a concentration from about 0.001 weight percent to about 1.0 weight percent in the refrigerant, preferably from 0.005 weight percent to about 0.5 weight percent, and most preferably from 0.01 weight percent to about 0.25 weight percent.

20 Optionally, commonly used refrigeration system additives may optionally be added, as desired, to compositions of the present invention in order to enhance performance and system stability. These additives are known within the field of refrigeration, and include, but are not limited to, anti wear agents, extreme pressure lubricants, corrosion and oxidation
25 inhibitors, metal surface deactivators, free radical scavengers, and foam control agents,. In general, these additives are present in the inventive compositions in small amounts relative to the overall composition. Typically concentrations of from less than about 0.1 weight percent to as much as about 3 weight percent of each additive are used. These
30 additives are selected on the basis of the individual system requirements. These additives include members of the triaryl phosphate family of EP (extreme pressure) lubricity additives, such as butylated triphenyl phosphates (BTPP), or other alkylated triaryl phosphate esters, e.g. Syn-0-Ad 8478 from Akzo Chemicals, tricrecyl phosphates and related
35 compounds. Additionally, the metal dialkyl dithiophosphates (e.g. zinc dialkyl dithiophosphate (or ZDDP), Lubrizol 1375 and other members of this family of chemicals may be used in compositions of the present

invention. Other antiwear additives include natural product oils and asymmetrical polyhydroxyl lubrication additives, such as Synergol TMS (International Lubricants). Similarly, stabilizers such as anti oxidants, free radical scavengers, and water scavengers may be employed.

- 5 Compounds in this category can include, but are not limited to, butylated hydroxy toluene (BHT) and epoxides.

Solubilizing agents such as ketones may have an objectionable odor, which can be masked by addition of an odor masking agent or fragrance. Typical examples of odor masking agents or fragrances may include Evergreen, Fresh Lemon, Cherry, Cinnamon, Peppermint, Floral
10 or Orange Peel or sold by Intercontinental Fragrance, as well as d-limonene and pinene. Such odor masking agents may be used at concentrations of from about 0.001% to as much as about 15% by weight based on the combined weight of odor masking agent and solubilizing
15 agent.

The present invention further relates to a method of using the refrigerant or heat transfer fluid compositions further comprising ultraviolet fluorescent dye, and optionally, solubilizing agent, in refrigeration or air conditioning apparatus. The method comprises introducing the refrigerant
20 or heat transfer fluid composition into refrigeration or air conditioning apparatus. This may be done by dissolving the UV fluorescent dye in the refrigerant or heat transfer fluid composition in the presence of a solubilizing agent and introducing the combination into the apparatus. Alternatively, this may be done by combining solubilizing agent and
25 UV fluorescent dye and introducing said combination into refrigeration or air conditioning apparatus containing refrigerant and/or heat transfer fluid. The resulting composition is may be used in the refrigeration or air conditioning apparatus.

The present invention further relates to a method of using the
30 refrigerant or heat transfer fluid compositions comprising ultraviolet fluorescent dye to detect leaks. The presence of the dye in the compositions allows for detection of leaking refrigerant in the refrigeration or air conditioning apparatus. Leak detection helps to address, resolve or prevent inefficient operation of the apparatus or system or equipment
35 failure. Leak detection also helps one contain chemicals used in the operation of the apparatus.

The method comprises providing the composition comprising refrigerant, ultra-violet fluorescent dye as described herein, and optionally, a solubilizing agent as described herein, to refrigeration and air conditioning apparatus and employing a suitable means for detecting the UV fluorescent dye-containing refrigerant. Suitable means for detecting the dye include, but are not limited to, ultra-violet lamp, often referred to as a "black light" or "blue light". Such ultra-violet lamps are commercially available from numerous sources specifically designed for this purpose. Once the ultra-violet fluorescent dye containing composition has been introduced to the refrigeration or air conditioning apparatus and has been allowed to circulate throughout the system, a leak can be found by shining said ultra-violet lamp on the apparatus and observing the fluorescence of the dye in the vicinity of any leak point.

The present invention further relates to a method of using the compositions of the present invention for producing refrigeration or heat, wherein the method comprises producing refrigeration by evaporating said composition in the vicinity of a body to be cooled and thereafter condensing said composition; or producing heat by condensing the said composition in the vicinity of the body to be heated and thereafter evaporating said composition.

Mechanical refrigeration is primarily an application of thermodynamics wherein a cooling medium, such as a refrigerant, goes through a cycle so that it can be recovered for reuse. Commonly used cycles include vapor-compression, absorption, steam-jet or steam-ejector, and air.

Vapor-compression refrigeration systems include an evaporator, a compressor, a condenser, and an expansion device. A vapor-compression cycle re-uses refrigerant in multiple steps producing a cooling effect in one step and a heating effect in a different step. The cycle can be described simply as follows. Liquid refrigerant enters an evaporator through an expansion device, and the liquid refrigerant boils in the evaporator at a low temperature to form a gas and produce cooling. The low-pressure gas enters a compressor where the gas is compressed to raise its pressure and temperature. The higher-pressure (compressed) gaseous refrigerant then enters the condenser in which the refrigerant condenses and discharges its heat to the environment. The refrigerant returns to the expansion device through which the liquid expands from the

higher-pressure level in the condenser to the low-pressure level in the evaporator, thus repeating the cycle.

There are various types of compressors that may be used in refrigeration applications. Compressors can be generally classified as reciprocating, rotary, jet, centrifugal, scroll, screw or axial-flow, depending on the mechanical means to compress the fluid, or as positive-displacement (e.g., reciprocating, scroll or screw) or dynamic (e.g., centrifugal or jet), depending on how the mechanical elements act on the fluid to be compressed.

10 Either positive displacement or dynamic compressors may be used in the present inventive process. A centrifugal type compressor is the preferred equipment for the present refrigerant compositions.

15 A centrifugal compressor uses rotating elements to accelerate the refrigerant radially, and typically includes an impeller and diffuser housed in a casing. Centrifugal compressors usually take fluid in at an impeller eye, or central inlet of a circulating impeller, and accelerate it radially outward. Some static pressure rise occurs in the impeller, but most of the pressure rise occurs in the diffuser section of the casing, where velocity is converted to static pressure. Each impeller-diffuser set is a stage of the compressor. Centrifugal compressors are built with from 1 to 12 or more stages, depending on the final pressure desired and the volume of refrigerant to be handled.

20 The pressure ratio, or compression ratio, of a compressor is the ratio of absolute discharge pressure to the absolute inlet pressure. Pressure delivered by a centrifugal compressor is practically constant over a relatively wide range of capacities.

25 Positive displacement compressors draw vapor into a chamber, and the chamber decreases in volume to compress the vapor. After being compressed, the vapor is forced from the chamber by further decreasing the volume of the chamber to zero or nearly zero. A positive displacement compressor can build up a pressure, which is limited only by the volumetric efficiency and the strength of the parts to withstand the pressure.

30 Unlike a positive displacement compressor, a centrifugal compressor depends entirely on the centrifugal force of the high-speed impeller to compress the vapor passing through the impeller. There is no positive displacement, but rather what is called dynamic-compression.

The pressure a centrifugal compressor can develop depends on the tip speed of the impeller. Tip speed is the speed of the impeller measured at its tip and is related to the diameter of the impeller and its revolutions per minute. The capacity of the centrifugal compressor is
5 determined by the size of the passages through the impeller. This makes the size of the compressor more dependent on the pressure required than the capacity.

Because of its high-speed operation, a centrifugal compressor is fundamentally a high volume, low-pressure machine. A centrifugal
10 compressor works best with a low-pressure refrigerant, such as trichlorofluoromethane (CFC-11) or 1,2,2-trichlorotrifluoroethane (CFC-113).

Large centrifugal compressors typically operate at 3000 to 7000 revolutions per minute (rpm). Small turbine centrifugal compressors
15 are designed for high speeds, from about 40,000 to about 70,000 (rpm), and have small impeller sizes, typically less than 0.15 meters.

A multi-stage impeller may be used in a centrifugal compressor to improve compressor efficiency thus requiring less power in use. For a two-stage system, in operation, the discharge of the first stage impeller
20 goes to the suction intake of a second impeller. Both impellers may operate by use of a single shaft (or axle). Each stage can build up a compression ratio of about 4 to 1; that is, the absolute discharge pressure can be four times the absolute suction pressure. An example of a two-stage centrifugal compressor system, in this case for automotive
25 applications, is described in US 5,065,990, incorporated herein by reference.

The compositions of the present invention suitable for use in a refrigeration or air conditioning apparatus employing a centrifugal compressor comprise at least one of:

30 $C_4F_9OCH_3$ and 1-difluoromethoxy-1,1,2,2-tetrafluoroethane;
 $C_4F_9OCH_3$ and 2-difluoromethoxy-1,1,1,2-tetrafluoroethane;
 $C_4F_9OCH_3$ and 1-(difluoromethoxy)-1,1,2-trifluoroethane;
 $C_4F_9OCH_3$ and 1,1,1,2,2-pentafluoro-2-methoxyethane;
 $C_4F_9OCH_3$ and 1-(difluoromethoxy)-1,2,2-trifluoroethane;
35 $C_4F_9OCH_3$ and 2-fluoromethoxy-1,1,1,2-tetrafluoroethane;
 $C_4F_9OCH_3$ and 1,1-difluoro-2-trifluoromethoxyethane;
 $C_4F_9OCH_3$ and 2-difluoromethoxy-1,1,1-trifluoroethane;

- $C_4F_9OCH_3$ and 1-methoxy-1,1,2,2-tetrafluoroethane;
 $C_4F_9OCH_3$ and 1-difluoromethoxy-2,2-difluoroethane;
 $C_4F_9OCH_3$ and 2-methoxy-1,1,2-trifluoroethane;
 $C_4F_9OCH_3$ and 2-methoxy-1,1,1-trifluoroethane;
5 $C_4F_9OCH_3$ and 1,1-difluoro-2-methoxyethane;
 $C_4F_9OCH_3$ and 1,1,1,2,2-pentafluoro-2-(2,2,2- $C_4F_9OCH_3$ and
trifluoroethoxy)ethane;
 $C_4F_9OCH_3$ and 1,1'-oxybis(1,2,2,2-tetrafluoro)ethane;
 $C_4F_9OCH_3$ and 2-(difluoromethoxy)-1,1,1,3,3,3-hexafluoropropane;
10 $C_4F_9OCH_3$ and 3-(difluoromethoxy)-1,1,1,2,2,3-hexafluoropropane;
 $C_4F_9OCH_3$ and 1,1,1,2,2,3,3-heptafluoro-3-methoxypropane;
 $C_4F_9OCH_3$ and 1,1,3,3-tetrafluoro-1-(trifluoromethoxy)propane;
 $C_4F_9OCH_3$ and 1-(2,2-difluoroethoxy)-1,1,2,2,2-pentafluoroethane;
 $C_4F_9OCH_3$ and 3-(difluoromethoxy)-1,1,1,2,2-pentafluoropropane;
15 $C_4F_9OCH_3$ and 1,1,2,2-tetrafluoro-3-(trifluoromethoxy)propane;
 $C_4F_9OCH_3$ and 1,1,1,3,3,3-hexafluoro-2-(fluoromethoxy)propane;
 $C_4F_9OCH_3$ and 1-(2,2,2-trifluoroethoxy)-1,1,2,2-tetrafluoroethane;
 $C_4F_9OCH_3$ and 1,1,2-trifluoro-1-methoxy-2-
(trifluoromethoxy)ethane;
20 $C_4F_9OCH_3$ and 1,1,1,2,3,3-hexafluoro-3-methoxypropane;
 $C_4F_9OCH_3$ and 1,1,1,3,3,3-hexafluoro-2-methoxypropane;
 $C_4F_9OCH_3$ and 1,1,2,2,3,3-hexafluoro-3-methoxypropane;
 $C_4F_9OCH_3$ and 1-(1,1-difluoroethoxy)-1,1,2,2-tetrafluoroethane;
 $C_4F_9OCH_3$ and 3-(difluoromethoxy)-1,1,2,2-tetrafluoropropane;
25 $C_4F_9OCH_3$ and 2-(difluoromethoxy)-1,1,1-trifluoropropane;
 $C_4F_9OCH_3$ and 1,1,1,2,2-pentafluoro-3-methoxypropane;
 $C_4F_9OCH_3$ and 2-ethoxy-1,1,1,2-tetrafluoroethane;
 $C_4F_9OCH_3$ and 1-ethoxy-1,1,2,2-tetrafluoroethane;
 $C_4F_9OCH_3$ and 1-(trifluoromethoxy)propane;
30 $C_4F_9OCH_3$ and 1,1,1-trifluoro-2-ethoxyethane;
 $C_4F_9OCH_3$ and 1,1,1-trifluoro-3-methoxypropane;
 $C_4F_9OCH_3$ and 1,1,1-trifluoro-2-methoxypropane;
 $C_4F_9OCH_3$ and 1-ethoxy-1,2,2-trifluoroethane;
 $C_4F_9OCH_3$ and 1,1,1,2,2,3,3-heptafluoro-3-(1,2,2,2-
35 tetrafluoroethoxy)propane;
 $C_4F_9OCH_3$ and 1,1,1,2,3,3-hexafluoro-3-
(pentafluoroethoxy)propane;

- 5
10
15
20
- C₄F₉OCH₃ and 2-ethoxy-1,1,1,2,3,3,3-heptafluoropropane;
 - C₄F₉OCH₃ and 3-ethoxy-1,1,1,2,2,3,3-heptafluoropropane;
 - C₄F₉OCH₃ and 2-ethoxy-1,1,1,3,3,3-hexafluoropropane;
 - C₄F₉OCH₃ and 1-(1,1,2,2-tetrafluoroethoxy)propane;
 - C₄F₉OCH₃ and 3-ethoxy-1,1,2,2-tetrafluoropropane;
 - C₄F₉OCH₃ and 2-(1,1,2,2-tetrafluoroethoxy)propane;
 - C₄F₉OCH₃ and 2,3-difluoro-4-(trifluoromethyl)oxetane; or
 - C₄F₉OCH₃ and C₄F₉OC₂H₅.

10 These above-listed compositions are also suitable for use in a multi-stage centrifugal compressor, preferably a two-stage centrifugal compressor apparatus.

15 The compositions of the present invention may be used in stationary air-conditioning, heat pumps or mobile air-conditioning and refrigeration systems. Stationary air conditioning and heat pump applications include window, ductless, ducted, packaged terminal, chillers and commercial, including packaged rooftop. Refrigeration applications include domestic or home refrigerators and freezers, ice machines, self-contained coolers and freezers, walk-in coolers and freezers and transport refrigeration systems.

20 The compositions of the present invention may additionally be used in air-conditioning, heating and refrigeration systems that employ fin and tube heat exchangers, microchannel heat exchangers and vertical or horizontal single pass tube or plate type heat exchangers.

25 Conventional microchannel heat exchangers may not be ideal for the low pressure refrigerant compositions of the present invention. The low operating pressure and density result in high flow velocities and high frictional losses in all components. In these cases, the evaporator design may be modified. Rather than several microchannel slabs connected in series (with respect to the refrigerant path) a single slab/single pass heat exchanger arrangement may be used. Therefore, a preferred heat
30 exchanger for the low pressure refrigerants of the present invention is a single slab/single pass heat exchanger.

35 In addition to two-stage or other multi-stage centrifugal compressor apparatus, the following compositions of the present invention are suitable for use in refrigeration or air conditioning apparatus employing a single slab/single pass heat exchanger:

- C₄F₉OCH₃ and 1-difluoromethoxy-1,1,2,2-tetrafluoroethane;

- $C_4F_9OCH_3$ and 2-difluoromethoxy-1,1,1,2-tetrafluoroethane;
 $C_4F_9OCH_3$ and 1-(difluoromethoxy)-1,1,2-trifluoroethane;
 $C_4F_9OCH_3$ and 1,1,1,2,2-pentafluoro-2-methoxyethane;
 $C_4F_9OCH_3$ and 1-(difluoromethoxy)-1,2,2-trifluoroethane;
5 $C_4F_9OCH_3$ and 2-fluoromethoxy-1,1,1,2-tetrafluoroethane;
 $C_4F_9OCH_3$ and 1,1-difluoro-2-trifluoromethoxyethane;
 $C_4F_9OCH_3$ and 2-difluoromethoxy-1,1,1-trifluoroethane;
 $C_4F_9OCH_3$ and 1-methoxy-1,1,2,2-tetrafluoroethane;
 $C_4F_9OCH_3$ and 1-difluoromethoxy-2,2-difluoroethane;
10 $C_4F_9OCH_3$ and 2-methoxy-1,1,2-trifluoroethane;
 $C_4F_9OCH_3$ and 2-methoxy-1,1,1-trifluoroethane;
 $C_4F_9OCH_3$ and 1,1-difluoro-2-methoxyethane;
 $C_4F_9OCH_3$ and 1,1,1,2,2-pentafluoro-2-(2,2,2- $C_4F_9OCH_3$ and
trifluoroethoxy)ethane;
15 $C_4F_9OCH_3$ and 1,1'-oxybis(1,2,2,2-tetrafluoro)ethane;
 $C_4F_9OCH_3$ and 2-(difluoromethoxy)-1,1,1,3,3,3-hexafluoropropane;
 $C_4F_9OCH_3$ and 3-(difluoromethoxy)-1,1,1,2,2,3-hexafluoropropane;
 $C_4F_9OCH_3$ and 1,1,1,2,2,3,3-heptafluoro-3-methoxypropane;
 $C_4F_9OCH_3$ and 1,1,3,3-tetrafluoro-1-(trifluoromethoxy)propane;
20 $C_4F_9OCH_3$ and 1-(2,2-difluoroethoxy)-1,1,2,2,2-pentafluoroethane;
 $C_4F_9OCH_3$ and 3-(difluoromethoxy)-1,1,1,2,2-pentafluoropropane;
 $C_4F_9OCH_3$ and 1,1,2,2-tetrafluoro-3-(trifluoromethoxy)propane;
 $C_4F_9OCH_3$ and 1,1,1,3,3,3-hexafluoro-2-(fluoromethoxy)propane;
 $C_4F_9OCH_3$ and 1-(2,2,2-trifluoroethoxy)-1,1,2,2-tetrafluoroethane;
25 $C_4F_9OCH_3$ and 1,1,2-trifluoro-1-methoxy-2-
(trifluoromethoxy)ethane;
 $C_4F_9OCH_3$ and 1,1,1,2,3,3-hexafluoro-3-methoxypropane;
 $C_4F_9OCH_3$ and 1,1,1,3,3,3-hexafluoro-2-methoxypropane;
 $C_4F_9OCH_3$ and 1,1,2,2,3,3-hexafluoro-3-methoxypropane;
30 $C_4F_9OCH_3$ and 1-(1,1-difluoroethoxy)-1,1,2,2-tetrafluoroethane;
 $C_4F_9OCH_3$ and 3-(difluoromethoxy)-1,1,2,2-tetrafluoropropane;
 $C_4F_9OCH_3$ and 2-(difluoromethoxy)-1,1,1-trifluoropropane;
 $C_4F_9OCH_3$ and 1,1,1,2,2-pentafluoro-3-methoxypropane;
 $C_4F_9OCH_3$ and 2-ethoxy-1,1,1,2-tetrafluoroethane;
35 $C_4F_9OCH_3$ and 1-ethoxy-1,1,2,2-tetrafluoroethane;
 $C_4F_9OCH_3$ and 1-(trifluoromethoxy)propane;
 $C_4F_9OCH_3$ and 1,1,1-trifluoro-2-ethoxyethane;

- 5 C₄F₉OCH₃ and 1,1,1-trifluoro-3-methoxypropane;
C₄F₉OCH₃ and 1,1,1-trifluoro-2-methoxypropane;
C₄F₉OCH₃ and 1-ethoxy-1,2,2-trifluoroethane;
C₄F₉OCH₃ and 1,1,1,2,2,3,3-heptafluoro-3-(1,2,2,2-
tetrafluoroethoxy)propane;
C₄F₉OCH₃ and 1,1,1,2,3,3-hexafluoro-3-
(pentafluoroethoxy)propane;
C₄F₉OCH₃ and 2-ethoxy-1,1,1,2,3,3,3-heptafluoropropane;
C₄F₉OCH₃ and 3-ethoxy-1,1,1,2,2,3,3-heptafluoropropane;
10 C₄F₉OCH₃ and 2-ethoxy-1,1,1,3,3,3-hexafluoropropane;
C₄F₉OCH₃ and 1-(1,1,2,2-tetrafluoroethoxy)propane;
C₄F₉OCH₃ and 3-ethoxy-1,1,2,2-tetrafluoropropane;
C₄F₉OCH₃ and 2-(1,1,2,2-tetrafluoroethoxy)propane;
C₄F₉OCH₃ and 2,3-difluoro-4-(trifluoromethyl)oxetane; or
15 C₄F₉OCH₃ and C₄F₉OC₂H₅.

The compositions of the present invention are particularly useful in small turbine centrifugal compressors, which can be used in auto and window air conditioning or heat pump as well as other applications. These high efficiency miniature centrifugal compressors may be driven by
20 an electric motor and can therefore be operated independently of the engine speed. A constant compressor speed allows the system to provide a relatively constant cooling capacity at all engine speeds. This provides an opportunity for efficiency improvements especially at higher engine speeds as compared to a conventional R-134a automobile air-conditioning
25 system. When the cycling operation of conventional systems at high driving speeds is taken into account, the advantage of these low pressure systems becomes even greater.

Some of the low pressure refrigerant fluids of the present invention may be suitable as drop-in replacements for CFC-113 in existing
30 centrifugal equipment.

The present invention relates to a process for producing refrigeration comprising evaporating the compositions of the present invention in the vicinity of a body to be cooled, and thereafter condensing said compositions.

35 The present invention further relates to a process for producing heat comprising condensing the compositions of the present invention in

the vicinity of a body to be heated, and thereafter evaporating said compositions.

The present invention further relates to a process for transfer of heat from a heat source to a heat sink wherein the compositions of the present invention serve as heat transfer fluids. Said process for heat transfer comprises transferring the compositions of the present invention from a heat source to a heat sink.

Heat transfer fluids are utilized to transfer, move or remove heat from one space, location, object or body to a different space, location, object or body by radiation, conduction, or convection. A heat transfer fluid may function as a secondary coolant by providing means of transfer for cooling (or heating) from a remote refrigeration (or heating) system. In some systems, the heat transfer fluid may remain in a constant state throughout the transfer process (i.e., not evaporate or condense).

Alternatively, evaporative cooling processes may utilize heat transfer fluids as well.

A heat source may be defined as any space, location, object or body from which it is desirable to transfer, move or remove heat. Examples of heat sources may be spaces (open or enclosed) requiring refrigeration or cooling, such as refrigerator or freezer cases in a supermarket, building spaces requiring air conditioning, or the passenger compartment of an automobile requiring air conditioning. A heat sink may be defined as any space, location, object or body capable of absorbing heat. A vapor compression refrigeration system is one example of such a heat sink.

EXAMPLES

EXAMPLE 1

Impact of Vapor Leakage

A vessel is charged with an initial composition at a specified temperature, and the initial vapor pressure of the composition is measured. The composition is allowed to leak from the vessel, while the temperature is held constant, until 50 weight percent of the initial composition is removed, at which time the vapor pressure of the composition remaining in the vessel is measured. The results are summarized in Table 4 below.

10

TABLE 4

<u>Compounds</u> <u>wt% A/ wt% B</u>	<u>Initial</u> <u>Psia</u>	<u>Initial</u> <u>kPa</u>	<u>After 50%</u> <u>Leak</u> <u>Psia</u>	<u>After 50%</u> <u>Leak</u> <u>kPa</u>	<u>Delta</u> <u>P %</u>
<u>C₄F₉OCH₃/HFOC-245eaE (50.7 °C)</u>					
40.3/59.7	14.70	101.35	14.70	101.35	0.0%
20/80	14.45	99.63	14.35	98.94	0.7%
10/90	14.12	97.35	13.98	96.39	1.0%
1/99	13.65	94.11	13.63	93.98	0.1%
0/100	13.59	93.70	13.59	93.70	0.0%
60/40	14.45	99.63	14.30	98.60	1.0%
80/20	13.46	92.80	12.87	88.74	4.4%
90/10	12.42	85.63	11.79	81.29	5.1%
99/1	10.94	75.43	10.83	74.67	1.0%
100/0	10.73	73.98	10.73	73.98	0.0%
<u>C₄F₉OCH₃/HFOC-245ebEβγ (43.0 °C)</u>					
4.4/95.6	14.71	101.42	14.71	101.42	0.0%
1/99	14.70	101.35	14.70	101.35	0.0%
0/100	14.70	101.35	14.70	101.35	0.0%
20/80	14.59	100.60	14.56	100.39	0.2%
40/60	14.13	97.42	13.88	95.70	1.8%
60/40	13.22	91.15	12.48	86.05	5.6%
75/25	12.06	83.15	10.87	74.95	9.9%
100/0	8.16	56.26	8.16	56.26	0.0%
<u>C₄F₉OCH₃/HFOC-254faE (52.4 °C)</u>					
46.2/53.8	14.68	101.22	14.68	101.22	0.0%
20/80	14.30	98.60	14.14	97.49	1.1%
10/90	13.92	95.98	13.72	94.60	1.4%
1/99	13.40	92.39	13.36	92.11	0.3%
0/100	13.33	91.91	13.33	91.91	0.0%
60/40	14.56	100.39	14.50	99.97	0.4%

80/20	13.77	94.94	13.39	92.32	2.8%
90/10	12.87	88.74	12.44	85.77	3.3%
99/1	11.57	79.77	11.49	79.22	0.7%
100/0	11.38	78.46	11.38	78.46	0.0%

C₄F₉OCH₃/HFOC-263ebEβγ (51.9 °C)

63.2/36.8	14.68	101.22	14.68	101.22	0.0%
40/60	14.35	98.94	14.19	97.84	1.1%
20/80	13.70	94.46	13.46	92.80	1.8%
10/90	13.28	91.56	13.12	90.46	1.2%
1/99	12.87	88.74	12.85	88.60	0.2%
0/100	12.82	88.39	12.82	88.39	0.0%
80/20	14.38	99.15	14.16	97.63	1.5%
90/10	13.63	93.98	12.94	89.22	5.1%
99/1	11.61	80.05	11.32	78.05	2.5%
100/0	11.19	77.15	11.19	77.15	0.0%

C₄F₉OCH₃/HFOC-272fbEβγ (46.9 °C)

39.4/60.6	14.71	101.42	14.71	101.42	0.0%
20/80	14.53	100.18	14.45	99.63	0.6%
10/90	14.30	98.60	14.19	97.84	0.8%
1/99	13.97	96.32	13.95	96.18	0.1%
0/100	13.93	96.04	13.93	96.04	0.0%
60/40	14.47	99.77	14.29	98.53	1.2%
80/20	13.38	92.25	12.56	86.60	6.1%
90/10	12.04	83.01	10.98	75.70	8.8%
99/1	9.75	67.22	9.52	65.64	2.4%
100/0	9.39	64.74	9.39	64.74	0.0%

C₄F₉OCH₃/HFOC-347mcfEγδ (50 °C)

0/100	16.90	116.52	16.90	116.52	0.0%
1/99	16.85	116.18	16.85	116.18	0.0%
10/90	16.40	113.07	16.26	112.11	0.9%
20/80	15.87	109.42	15.61	107.63	1.6%
40/60	14.73	101.56	14.27	98.39	3.1%
60/40	13.47	92.87	12.92	89.08	4.1%
80/20	12.05	83.08	11.63	80.19	3.5%
90/10	11.29	77.84	11.03	76.05	2.3%
99/1	10.56	72.81	10.53	72.60	0.3%
100/0	10.47	72.19	10.47	72.19	0.0%

C₄F₉OCH₃/HFOC-356mecE2αβγδ (57.7 °C)

35.4/64.6	14.70	101.35	14.70	101.35	0.0%
20/80	14.65	101.01	14.65	101.01	0.0%
10/90	14.57	100.46	14.57	100.46	0.0%
1/99	14.46	99.70	14.46	99.70	0.0%
0/100	14.45	99.63	14.45	99.63	0.0%
60/40	14.57	100.46	14.55	100.32	0.1%

80/20	14.23	98.11	14.19	97.84	0.3%
90/10	13.97	96.32	13.93	96.04	0.3%
99/1	13.66	94.18	13.65	94.11	0.1%
100/0	13.62	93.91	13.62	93.91	0.0%

C₄F₉OCH₃/HFOC-356mecEγδ (50 °C)

0/100	12.73	87.77	12.73	87.77	0.0%
1/99	12.72	87.70	12.72	87.70	0.0%
10/90	12.65	87.22	12.65	87.22	0.0%
20/80	12.55	86.53	12.54	86.46	0.1%
40/60	12.28	84.67	12.24	84.39	0.3%
60/40	11.88	81.91	11.79	81.29	0.8%
80/20	11.30	77.91	11.20	77.22	0.9%
90/10	10.93	75.36	10.85	74.81	0.7%
99/1	10.52	72.53	10.51	72.46	0.1%
100/0	10.47	72.19	10.47	72.19	0.0%

C₄F₉OCH₃/HFOC-356mmzEβγ (50 °C)

0/100	14.55	100.32	14.55	100.32	0.0%
1/99	14.52	100.11	14.52	100.11	0.0%
10/90	14.26	98.32	14.20	97.91	0.4%
20/80	13.95	96.18	13.84	95.42	0.8%
40/60	13.26	91.43	13.06	90.05	1.5%
60/40	12.46	85.91	12.23	84.32	1.8%
80/20	11.55	79.63	11.36	78.32	1.6%
90/10	11.03	76.05	10.91	75.22	1.1%
99/1	10.53	72.60	10.52	72.53	0.1%
100/0	10.47	72.19	10.47	72.19	0.0%

C₄F₉OCH₃/HFOC-365mcEγδ (50 °C)

0/100	15.50	106.87	15.50	106.87	0.0%
1/99	15.47	106.66	15.46	106.59	0.1%
10/90	15.20	104.80	15.13	104.32	0.5%
20/80	14.87	102.53	14.74	101.63	0.9%
40/60	14.11	97.29	13.85	95.49	1.8%
60/40	13.17	90.80	12.82	88.39	2.7%
80/20	11.99	82.67	11.67	80.46	2.7%
90/10	11.28	77.77	11.07	76.33	1.9%
99/1	10.56	72.81	10.53	72.60	0.3%
100/0	10.47	72.19	10.47	72.19	0.0%

C₄F₉OCH₃/HFOC-374mefEβγ (57.9 °C)

18.9/81.1	14.70	101.35	14.70	101.35	0.0%
10/90	14.69	101.28	14.69	101.28	0.0%
1/99	14.65	101.01	14.65	101.01	0.0%
0/100	14.65	101.01	14.65	101.01	0.0%
40/60	14.64	100.94	14.63	100.87	0.1%
60/40	14.46	99.70	14.44	99.56	0.1%

80/20	14.15	97.56	14.12	97.35	0.2%
90/10	13.95	96.18	13.93	96.04	0.1%
99/1	13.74	94.73	13.73	94.67	0.1%
100/0	13.71	94.53	13.71	94.53	0.0%

C₄F₉OCH₃/HFOC-374pcEβγ (55.8 °C)

19.9/80.1	14.67	101.15	14.67	101.15	0.0%
10/90	14.65	101.01	14.65	101.01	0.0%
1/99	14.61	100.73	14.61	100.73	0.0%
0/100	14.60	100.66	14.60	100.66	0.0%
40/60	14.59	100.60	14.58	100.53	0.1%
60/40	14.32	98.73	14.27	98.39	0.3%
80/20	13.77	94.94	13.68	94.32	0.7%
90/10	13.34	91.98	13.27	91.49	0.5%
99/1	12.84	88.53	12.83	88.46	0.1%
100/0	12.78	88.12	12.78	88.12	0.0%

C₄F₉OCH₃/HFOC-383mEβγ (50 °C)

0/100	14.75	101.70	14.75	101.70	0.0%
1/99	14.74	101.63	14.74	101.63	0.0%
10/90	14.66	101.08	14.65	101.01	0.1%
20/80	14.54	100.25	14.51	100.04	0.2%
40/60	14.15	97.56	14.03	96.73	0.8%
60/40	13.49	93.01	13.23	91.22	1.9%
80/20	12.38	85.36	12.03	82.94	2.8%
90/10	11.56	79.70	11.28	77.77	2.4%
99/1	10.60	73.08	10.55	72.74	0.5%
100/0	10.47	72.19	10.47	72.19	0.0%

C₄F₉OCH₃/HFOC-383mEγδ (54.7 °C)

22.1/77.9	14.69	101.28	14.69	101.28	0.0%
10/90	14.66	101.08	14.66	101.08	0.0%
1/99	14.61	100.73	14.61	100.73	0.0%
0/100	14.6	100.66	14.6	100.66	0.0%
40/60	14.62	100.80	14.61	100.73	0.1%
60/40	14.34	98.87	14.27	98.39	0.5%
80/20	13.68	94.32	13.54	93.36	1.0%
90/10	13.12	90.46	12.99	89.56	1.0%
99/1	12.41	85.56	12.39	85.43	0.2%
100/0	12.31	84.87	12.31	84.87	0.0%

C₄F₉OCH₃/HFOC-467mmyEβγ (50 °C)

0/100	17.11	117.97	17.11	117.97	0.0%
1/99	17.06	117.63	17.04	117.49	0.1%
10/90	16.57	114.25	16.42	113.21	0.9%
20/80	16.01	110.39	15.73	108.46	1.7%
40/60	14.82	102.18	14.33	98.80	3.3%
60/40	13.52	93.22	12.94	89.22	4.3%

80/20	12.08	83.29	11.63	80.19	3.7%
90/10	11.30	77.91	11.02	75.98	2.5%
99/1	10.56	72.81	10.53	72.60	0.3%
100/0	10.47	72.19	10.47	72.19	0.0%

C₄F₉OCH₃/HFOC-467mccEγδ (50 °C)

0/100	13.97	96.32	13.97	96.32	0.0%
1/99	13.94	96.11	13.94	96.11	0.0%
10/90	13.7	94.46	13.66	94.18	0.3%
20/80	13.42	92.53	13.34	91.98	0.6%
40/60	12.81	88.32	12.66	87.29	1.2%
60/40	12.12	83.56	11.94	82.32	1.5%
80/20	11.35	78.26	11.2	77.22	1.3%
90/10	10.93	75.36	10.84	74.74	0.8%
99/1	10.52	72.53	10.51	72.46	0.1%
100/0	10.47	72.19	10.47	72.19	0.0%

C₄F₉OCH₃/HFOC-494pcEβγ (50 °C)

0/100	6.95	47.92	6.95	47.92	0.0%
1/99	7.00	48.26	6.98	48.13	0.3%
10/90	7.37	50.81	7.20	49.64	2.3%
20/80	7.75	53.43	7.48	51.57	3.5%
40/60	8.47	58.40	8.15	56.19	3.8%
60/40	9.14	63.02	8.91	61.43	2.5%
80/20	9.80	67.57	9.69	66.81	1.1%
90/10	10.14	69.91	10.08	69.50	0.6%
99/1	10.44	71.98	10.43	71.91	0.1%
100/0	10.47	72.19	10.47	72.19	0.0%

C₄F₉OCH₃/HFOC-C345mzeEαβ (58.6 °C)

39.5/60.5	14.70	101.35	14.70	101.35	0.0%
20/80	14.65	101.01	14.65	101.01	0.0%
10/90	14.59	100.60	14.59	100.60	0.0%
1/99	14.52	100.11	14.52	100.11	0.0%
0/100	14.51	100.04	14.51	100.04	0.0%
60/40	14.64	100.94	14.63	100.87	0.1%
80/20	14.43	99.49	14.42	99.42	0.1%
90/10	14.26	98.32	14.25	98.25	0.1%
99/1	14.06	96.94	14.06	96.94	0.0%
100/0	14.03	96.73	14.03	96.73	0.0%

C₄F₉OCH₃/C₄F₉OC₂H₅ (50 °C)

0/100	5.98	41.23	5.98	41.23	0.0%
1/99	6.04	41.64	6.01	41.44	0.5%
10/90	6.51	44.89	6.30	43.44	3.2%
20/80	7.01	48.33	6.67	45.99	4.9%
40/60	7.95	54.81	7.50	51.71	5.7%
50/50	8.40	57.92	7.96	54.88	5.2%

60/40	8.83	60.88	8.44	58.19	4.4%
80/20	9.67	66.67	9.44	65.09	2.4%
90/10	10.07	69.43	9.95	68.60	1.2%
99/1	10.43	71.91	10.42	71.84	0.1%
100/0	10.47	72.19	10.47	72.19	0.0%

The results show the difference in vapor pressure between the original composition and the composition remaining after 50 weight percent has been removed is less than about 10 percent for compositions of the present invention. This indicates compositions of the present invention are azeotropic or azeotrope-like. Where an azeotrope is present, the data show compositions of the present invention have an initial vapor pressure higher than the vapor pressure of either pure component.

EXAMPLE 2

Tip Speed to Develop Pressure

Tip speed can be estimated by making some fundamental relationships for refrigeration equipment that use centrifugal compressors. The torque an impeller ideally imparts to a gas is defined as

$$T = m \cdot (v_2 \cdot r_2 - v_1 \cdot r_1) \quad \text{Equation 1}$$

where

T = torque, N*m

m = mass rate of flow, kg/s

v₂ = tangential velocity of refrigerant leaving impeller, m/s

r₂ = radius of exit impeller, m

v₁ = tangential velocity of refrigerant entering impeller (tip speed), m/s

r₁ = radius of inlet of impeller, m

Assuming the refrigerant enters the impeller in an essentially radial direction, the tangential component of the velocity v₁ = 0, therefore

$$T = m \cdot v_2 \cdot r_2 \quad \text{Equation 2}$$

The power required at the shaft is the product of the torque and the rotative speed

$$P = T \cdot \omega \quad \text{Equation 3}$$

where

P = power, W
w = rotative speed, rez/s

therefore,

$$5 \quad P = T \cdot w = m \cdot v_2 \cdot r_2 \cdot w \quad \text{Equation 4}$$

At low refrigerant flow rates, the tip speed of the impeller and the tangential velocity of the refrigerant are nearly identical; therefore

$$10 \quad r_2 \cdot w = v_2 \quad \text{Equation 5}$$

and

$$P = m \cdot v_2 \cdot v_2 \quad \text{Equation 6}$$

Another expression for ideal power is the product of the mass rate of flow and the isentropic work of compression,

$$15 \quad P = m \cdot H_i \cdot (1000 \text{ J/kJ}) \quad \text{Equation 7}$$

where

20 H_i = Difference in enthalpy of the refrigerant from a saturated vapor at the evaporating conditions to saturated condensing conditions, kJ/kg.

Combining the two expressions Equation 6 and 7 produces,

$$25 \quad v_2 \cdot v_2 = 1000 \cdot H_i \quad \text{Equation 8}$$

Although Equation 8 is based on some fundamental assumptions, it provides a good estimate of the tip speed of the impeller and provides an important way to compare tip speeds of refrigerants.

30 Table 6 below shows theoretical tip speeds that are calculated for 1,2,2-trichlorotrifluoroethane (CFC-113) and compositions of the present invention. The conditions assumed for this comparison are:

35	Evaporator temperature	40.0°F (4.4°C)
	Condenser temperature	110.0°F (43.3°C)
	Liquid subcool temperature	10.0°F (5.5°C)
	Return gas temperature	75.0°F (23.8°C)
	Compressor efficiency is	70%

These are typical conditions under which small turbine centrifugal compressors perform.

5

TABLE 6

Refrigerant composition	C ₄ F ₉ OCH ₃ wt%	wt% B	Hi Btu/lb	Hi*0.7 Btu/lb	Hi*0.7 KJ/Kg	V2 m/s	V2 rel to CFC-113
CFC-113			10.92	7.6	17.8	133.3	n/a
C₄F₉OCH₃ plus (B):							
HFOC-245eaE	40.3	59.7	12.59	8.8	20.5	143.2	107%
HFOC-245ebEβγ	4.4	95.6	13.38	9.4	21.8	147.6	111%
HFOC-254faE	46.2	53.8	13.3	9.3	21.7	147.2	110%
HFOC-263ebEβγ	63.2	36.8	13.44	9.4	21.9	147.9	111%
HFOC-272fbEβγ	39.4	60.6	15.33	10.7	25.0	158.0	119%
HFOC-347mcfEγδ	50.0	50.0	12.8	9.0	20.8	144.4	108%
HFOC-356mecE2αβγδ	35.4	64.6	13.26	9.3	21.6	146.9	110%
HFOC-356mecEγδ	50.0	50.0	13.13	9.2	21.4	146.2	110%
HFOC-356mmzEβγ	50.0	50.0	13.12	9.2	21.4	146.2	110%
HFOC-365mcEγδ	50.0	50.0	13.65	9.6	22.2	149.1	112%
HFOC-374mefEβγ	18.9	81.1	15.05	10.5	24.5	156.5	117%
HFOC-374pcEβγ	19.9	80.1	14.9	10.4	24.3	155.8	117%
HFOC-383mEβγ	50.0	50.0	14.86	10.4	24.2	155.5	117%
HFOC-383mEγδ	22.1	77.9	16.14	11.3	26.3	162.1	122%
HFOC-467mmyEβγ	50.0	50.0	13.38	9.4	21.8	147.6	111%
HFOC-467mccEγδ	50.0	50.0	13.38	9.4	21.8	147.6	111%
HFOC-494pcEβγ	50.0	50.0	14.82	10.4	24.1	155.3	117%
HFOC-c345mzEαβ	39.5	60.5	13.15	9.2	21.4	146.3	110%

The Example shows that compounds of the present invention have tip speeds within about +/- 30 percent of CFC-113 and would be effective replacements for CFC-113 with minimal compressor design changes. Most preferred compositions have tip speeds within about +/- 15 percent of CFC-113.

10

EXAMPLE 3
Performance Data

Table 7 shows the performance of various refrigerants compared to CFC-113. The data are based on the following conditions.

- Evaporator temperature 40.0°F (4.4°C)
- Condenser temperature 110.0°F (43.3°C)
- Subcool temperature 10.0°F (5.5°C)
- Return gas temperature 75.0°F (23.8°C)
- Compressor efficiency is 70%

TABLE 7

Refrigerant Composition	wt% C ₄ F ₉ OCH ₃	wt% B	Evap Pres (Psia)	Evap Pres (kPa)	Cond Pres (Psia)	Cond Pres (kPa)	Compr Disch Temp (F)	Compr Disch Temp (C)	COP	Capacity (Btu/min)	Capacity (kW)
CFC-113			2.7	19	12.8	88	156.3	69.1	4.18	14.8	0.26
C₄F₉OCH₃ plus (B):											
HFOC-245eaE	40.3	59.7	2.1	15	11.3	78	151.3	66.3	4.15	14.2	0.25
HFOC-245ebEβγ	4.4	95.6	3.0	20	14.9	103	158.7	70.4	4.19	19.4	0.34
HFOC-254faE	46.2	53.8	2.0	14	10.6	73	152.3	66.8	4.15	13.3	0.23
HFOC-263ebEβγ	63.2	36.8	2.6	18	12.9	89	145.8	63.2	4.08	16.2	0.28
HFOC-272fbEβγ	39.4	60.6	2.5	17	12.8	88	160.2	71.2	4.22	16.7	0.29
HFOC-347mcfEγδ	50.0	50.0	2.0	14	11.1	76	136.8	58.2	4.01	13.2	0.23
HFOC-356mecE2αβγδ	35.4	64.6	1.5	10	8.6	59	139.5	59.7	4.04	10.0	0.18
HFOC-356mecEγδ	50.0	50.0	1.7	12	9.3	64	138.4	59.1	4.03	11.2	0.20
HFOC-356mmzEβγ	50.0	50.0	1.9	13	10.4	72	137.9	58.8	4.03	12.5	0.22
HFOC-365mcEγδ	50.0	50.0	2.1	15	11.3	78	138.6	59.2	4.03	13.7	0.24
HFOC-374mefEβγ	18.9	81.1	1.3	9	7.6	52	151.6	66.4	4.20	9.4	0.16
HFOC-374pcEβγ	19.9	80.1	1.7	12	9.5	65	148.7	64.8	4.15	11.8	0.21
HFOC-383mEβγ	50.0	50.0	2.3	16	11.9	82	142.4	61.3	4.06	14.7	0.26
HFOC-383mEγδ	22.1	77.9	1.8	13	9.8	68	150.0	65.6	4.16	12.4	0.22
HFOC-467mmyEβγ	50.0	50.0	2.0	14	10.8	74	132.0	55.6	3.96	12.6	0.22
HFOC-467mccEγδ	50.0	50.0	1.8	12	9.6	66	132.5	55.8	3.95	11.2	0.20
HFOC-494pcEβγ	50.0	50.0	1.2	8	7.1	49	139.4	59.7	4.07	9.3	0.16
HFOC-c345mzEαβ	39.5	60.5	1.6	11	8.6	59	145.6	63.1	4.12	10.6	0.19

Data show the compositions of the present invention have evaporator and condenser pressures similar to CFC-113. Some compositions also have higher capacity or energy efficiency (COP) than CFC-113.

CLAIMS

What is claimed is :

1. A refrigerant or heat transfer fluid composition selected from
 - 5 the group consisting of:
 - C₄F₉OCH₃ and 1-difluoromethoxy-1,1,2,2-tetrafluoroethane;
 - C₄F₉OCH₃ and 2-difluoromethoxy-1,1,1,2-tetrafluoroethane;
 - C₄F₉OCH₃ and 1-(difluoromethoxy)-1,1,2-trifluoroethane;
 - C₄F₉OCH₃ and 1,1,1,2,2-pentafluoro-2-methoxyethane;
 - 10 C₄F₉OCH₃ and 1-(difluoromethoxy)-1,2,2-trifluoroethane;
 - C₄F₉OCH₃ and 2-fluoromethoxy-1,1,1,2-tetrafluoroethane;
 - C₄F₉OCH₃ and 1,1-difluoro-2-trifluoromethoxyethane;
 - C₄F₉OCH₃ and 2-difluoromethoxy-1,1,1-trifluoroethane;
 - C₄F₉OCH₃ and 1-methoxy-1,1,2,2-tetrafluoroethane;
 - 15 C₄F₉OCH₃ and 1-difluoromethoxy-2,2-difluoroethane;
 - C₄F₉OCH₃ and 2-methoxy-1,1,2-trifluoroethane;
 - C₄F₉OCH₃ and 2-methoxy-1,1,1-trifluoroethane;
 - C₄F₉OCH₃ and 1,1-difluoro-2-methoxyethane;
 - C₄F₉OCH₃ and 1,1,1,2,2-pentafluoro-2-(2,2,2- C₄F₉OCH₃ and
 - 20 trifluoroethoxy)ethane;
 - C₄F₉OCH₃ and 1,1'-oxybis(1,2,2,2-tetrafluoro)ethane;
 - C₄F₉OCH₃ and 2-(difluoromethoxy)-1,1,1,3,3,3-hexafluoropropane;
 - C₄F₉OCH₃ and 3-(difluoromethoxy)-1,1,1,2,2,3-hexafluoropropane;
 - C₄F₉OCH₃ and 1,1,1,2,2,3,3-heptafluoro-3-methoxypropane;
 - 25 C₄F₉OCH₃ and 1,1,3,3-tetrafluoro-1-(trifluoromethoxy)propane;
 - C₄F₉OCH₃ and 1-(2,2-difluoroethoxy)-1,1,2,2,2-pentafluoroethane;
 - C₄F₉OCH₃ and 3-(difluoromethoxy)-1,1,1,2,2-pentafluoropropane;
 - C₄F₉OCH₃ and 1,1,2,2-tetrafluoro-3-(trifluoromethoxy)propane;
 - C₄F₉OCH₃ and 1,1,1,3,3,3-hexafluoro-2-(fluoromethoxy)propane;
 - 30 C₄F₉OCH₃ and 1-(2,2,2-trifluoroethoxy)-1,1,2,2-tetrafluoroethane;
 - C₄F₉OCH₃ and 1,1,2-trifluoro-1-methoxy-2-
 - (trifluoromethoxy)ethane;
 - C₄F₉OCH₃ and 1,1,1,2,3,3-hexafluoro-3-methoxypropane;
 - C₄F₉OCH₃ and 1,1,1,3,3,3-hexafluoro-2-methoxypropane;
 - 35 C₄F₉OCH₃ and 1,1,2,2,3,3-hexafluoro-3-methoxypropane;
 - C₄F₉OCH₃ and 1-(1,1-difluoroethoxy)-1,1,2,2-tetrafluoroethane;
 - C₄F₉OCH₃ and 3-(difluoromethoxy)-1,1,2,2-tetrafluoropropane;

- $C_4F_9OCH_3$ and 2-(difluoromethoxy)-1,1,1-trifluoropropane;
 $C_4F_9OCH_3$ and 1,1,1,2,2-pentafluoro-3-methoxypropane;
 $C_4F_9OCH_3$ and 2-ethoxy-1,1,1,2-tetrafluoroethane;
 $C_4F_9OCH_3$ and 1-ethoxy-1,1,2,2-tetrafluoroethane;
5 $C_4F_9OCH_3$ and 1-(trifluoromethoxy)propane;
 $C_4F_9OCH_3$ and 1,1,1-trifluoro-2-ethoxyethane;
 $C_4F_9OCH_3$ and 1,1,1-trifluoro-3-methoxypropane;
 $C_4F_9OCH_3$ and 1,1,1-trifluoro-2-methoxypropane;
 $C_4F_9OCH_3$ and 1-ethoxy-1,2,2-trifluoroethane;
10 $C_4F_9OCH_3$ and 1,1,1,2,2,3,3-heptafluoro-3-(1,2,2,2-
tetrafluoroethoxy)propane;
 $C_4F_9OCH_3$ and 1,1,1,2,3,3-hexafluoro-3-
(pentafluoroethoxy)propane;
 $C_4F_9OCH_3$ and 2-ethoxy-1,1,1,2,3,3,3-heptafluoropropane;
15 $C_4F_9OCH_3$ and 3-ethoxy-1,1,1,2,2,3,3-heptafluoropropane;
 $C_4F_9OCH_3$ and 2-ethoxy-1,1,1,3,3,3-hexafluoropropane;
 $C_4F_9OCH_3$ and 1-(1,1,2,2-tetrafluoroethoxy)propane;
 $C_4F_9OCH_3$ and 3-ethoxy-1,1,2,2-tetrafluoropropane;
 $C_4F_9OCH_3$ and 2-(1,1,2,2-tetrafluoroethoxy)propane;
20 $C_4F_9OCH_3$ and 2,3-difluoro-4-(trifluoromethyl)oxetane; and
 $C_4F_9OCH_3$ and $C_4F_9OC_2H_5$.

2. A refrigerant or heat transfer fluid composition suitable for use in
refrigeration or air conditioning apparatus employing (i) centrifugal
25 compressor, said composition comprising or (ii) multi-stage centrifugal
compressor, or (iii) a single slab/single pass heat exchanger, said
composition selected from the group consisting of:

- $C_4F_9OCH_3$ and 1-difluoromethoxy-1,1,2,2-tetrafluoroethane;
 $C_4F_9OCH_3$ and 2-difluoromethoxy-1,1,1,2-tetrafluoroethane;
30 $C_4F_9OCH_3$ and 1-(difluoromethoxy)-1,1,2-trifluoroethane;
 $C_4F_9OCH_3$ and 1,1,1,2,2-pentafluoro-2-methoxyethane;
 $C_4F_9OCH_3$ and 1-(difluoromethoxy)-1,2,2-trifluoroethane;
 $C_4F_9OCH_3$ and 2-fluoromethoxy-1,1,1,2-tetrafluoroethane;
 $C_4F_9OCH_3$ and 1,1-difluoro-2-trifluoromethoxyethane;
35 $C_4F_9OCH_3$ and 2-difluoromethoxy-1,1,1-trifluoroethane;
 $C_4F_9OCH_3$ and 1-methoxy-1,1,2,2-tetrafluoroethane;
 $C_4F_9OCH_3$ and 1-difluoromethoxy-2,2-difluoroethane;

- $C_4F_9OCH_3$ and 2-methoxy-1,1,2-trifluoroethane;
 $C_4F_9OCH_3$ and 2-methoxy-1,1,1-trifluoroethane;
 $C_4F_9OCH_3$ and 1,1-difluoro-2-methoxyethane;
 $C_4F_9OCH_3$ and 1,1,1,2,2-pentafluoro-2-(2,2,2- $C_4F_9OCH_3$ and
5 trifluoroethoxy)ethane;
 $C_4F_9OCH_3$ and 1,1'-oxybis(1,2,2,2-tetrafluoro)ethane;
 $C_4F_9OCH_3$ and 2-(difluoromethoxy)-1,1,1,3,3,3-hexafluoropropane;
 $C_4F_9OCH_3$ and 3-(difluoromethoxy)-1,1,1,2,2,3-hexafluoropropane;
 $C_4F_9OCH_3$ and 1,1,1,2,2,3,3-heptafluoro-3-methoxypropane;
10 $C_4F_9OCH_3$ and 1,1,3,3-tetrafluoro-1-(trifluoromethoxy)propane;
 $C_4F_9OCH_3$ and 1-(2,2-difluoroethoxy)-1,1,2,2,2-pentafluoroethane;
 $C_4F_9OCH_3$ and 3-(difluoromethoxy)-1,1,1,2,2-pentafluoropropane;
 $C_4F_9OCH_3$ and 1,1,2,2-tetrafluoro-3-(trifluoromethoxy)propane;
 $C_4F_9OCH_3$ and 1,1,1,3,3,3-hexafluoro-2-(fluoromethoxy)propane;
15 $C_4F_9OCH_3$ and 1-(2,2,2-trifluoroethoxy)-1,1,2,2-tetrafluoroethane;
 $C_4F_9OCH_3$ and 1,1,2-trifluoro-1-methoxy-2-
(trifluoromethoxy)ethane;
 $C_4F_9OCH_3$ and 1,1,1,2,3,3-hexafluoro-3-methoxypropane;
 $C_4F_9OCH_3$ and 1,1,1,3,3,3-hexafluoro-2-methoxypropane;
20 $C_4F_9OCH_3$ and 1,1,2,2,3,3-hexafluoro-3-methoxypropane;
 $C_4F_9OCH_3$ and 1-(1,1-difluoroethoxy)-1,1,2,2-tetrafluoroethane;
 $C_4F_9OCH_3$ and 3-(difluoromethoxy)-1,1,2,2-tetrafluoropropane;
 $C_4F_9OCH_3$ and 2-(difluoromethoxy)-1,1,1-trifluoropropane;
 $C_4F_9OCH_3$ and 1,1,1,2,2-pentafluoro-3-methoxypropane;
25 $C_4F_9OCH_3$ and 2-ethoxy-1,1,1,2-tetrafluoroethane;
 $C_4F_9OCH_3$ and 1-ethoxy-1,1,2,2-tetrafluoroethane;
 $C_4F_9OCH_3$ and 1-(trifluoromethoxy)propane;
 $C_4F_9OCH_3$ and 1,1,1-trifluoro-2-ethoxyethane;
 $C_4F_9OCH_3$ and 1,1,1-trifluoro-3-methoxypropane;
30 $C_4F_9OCH_3$ and 1,1,1-trifluoro-2-methoxypropane;
 $C_4F_9OCH_3$ and 1-ethoxy-1,2,2-trifluoroethane;
 $C_4F_9OCH_3$ and 1,1,1,2,2,3,3-heptafluoro-3-(1,2,2,2-
tetrafluoroethoxy)propane;
 $C_4F_9OCH_3$ and 1,1,1,2,3,3-hexafluoro-3-
35 (pentafluoroethoxy)propane;
 $C_4F_9OCH_3$ and 2-ethoxy-1,1,1,2,3,3,3-heptafluoropropane;
 $C_4F_9OCH_3$ and 3-ethoxy-1,1,1,2,2,3,3-heptafluoropropane;

C₄F₉OCH₃ and 2-ethoxy-1,1,1,3,3,3-hexafluoropropane;
C₄F₉OCH₃ and 1-(1,1,2,2-tetrafluoroethoxy)propane;
C₄F₉OCH₃ and 3-ethoxy-1,1,2,2-tetrafluoropropane;
C₄F₉OCH₃ and 2-(1,1,2,2-tetrafluoroethoxy)propane;
5 C₄F₉OCH₃ and 2,3-difluoro-4-(trifluoromethyl)oxetane; and
C₄F₉OCH₃ and C₄F₉OC₂H₅.

3. An azeotropic or near-azeotropic composition, said composition selected from the group consisting of:

- 10 about 1 to about 99 weight percent C₄F₉OCH₃ and about 99 to about 1 weight percent 1-(difluoromethoxy)-1,2,2-trifluoroethane;
about 1 to about 75 weight percent C₄F₉OCH₃ and about 99 to about 25 weight percent 2-fluoromethoxy-1,1,1,2-tetrafluoroethane;
- 15 about 1 to about 99 weight percent C₄F₉OCH₃ and about 99 to about 1 weight percent 1-difluoromethoxy-2,2-difluoroethane;
about 1 to about 99 weight percent C₄F₉OCH₃ and about 99 to about 1 weight percent 2-methoxy-1,1,2-trifluoroethane;
- 20 about 1 to about 99 weight percent C₄F₉OCH₃ and about 99 to about 1 weight percent 1,1-difluoro-2-methoxyethane;
about 1 to about 99 weight percent C₄F₉OCH₃ and about 99 to about 1 weight percent 3-(difluoromethoxy)-1,1,1,2,2-pentafluoropropane;
- 25 about 1 to about 99 weight percent C₄F₉OCH₃ and about 99 to about 1 weight percent 1,1,2-trifluoro-1-methoxy-2-(trifluoromethoxy)ethane
about 1 to about 99 weight percent C₄F₉OCH₃ and about 99 to about 1 weight percent 1,1,1,2,3,3-hexafluoro-3-methoxypropane;
- 30 about 1 to about 99 weight percent C₄F₉OCH₃ and about 99 to about 1 weight percent 1,1,1,3,3,3-hexafluoro-2-methoxypropane;
about 1 to about 99 weight percent C₄F₉OCH₃ and about 99 to about 1 weight percent 1,1,1,2,2-pentafluoro-3-methoxypropane;
- 35 about 1 to about 99 weight percent C₄F₉OCH₃ and about 99 to about 1 weight percent 2-ethoxy-1,1,1,2-tetrafluoroethane;

- about 1 to about 99 weight percent $C_4F_9OCH_3$ and about 99 to about 1 weight percent 1-ethoxy-1,1,2,2-tetrafluoroethane;
- about 1 to about 99 weight percent $C_4F_9OCH_3$ and about 99 to about 1 weight percent 1,1,1-trifluoro-2-ethoxyethane;
- 5 about 1 to about 99 weight percent $C_4F_9OCH_3$ and about 99 to about 1 weight percent 1,1,1-trifluoro-3-methoxypropane;
- about 1 to about 99 weight percent $C_4F_9OCH_3$ and about 99 to about 1 weight percent 2-ethoxy-1,1,1,2,3,3,3-heptafluoropropane;
- 10 about 1 to about 99 weight percent $C_4F_9OCH_3$ and about 99 to about 1 weight percent 3-ethoxy-1,1,1,2,2,3,3-heptafluoropropane;
- about 1 to about 99 weight percent $C_4F_9OCH_3$ and about 99 to about 1 weight percent 1-(1,1,2,2-tetrafluoroethoxy)propane;
- 15 about 1 to about 99 weight percent $C_4F_9OCH_3$ and about 99 to about 1 weight percent 2,3-difluoro-4-(trifluoromethyl)oxetane;
- and
- about 1 to about 99 weight percent $C_4F_9OCH_3$ and about 99 to about 1 weight percent $C_4F_9OC_2H_5$.
- 20
4. An azeotropic composition selected from the group consisting of:
- 40.3 weight percent $C_4F_9OCH_3$ and 59.7 weight percent 1-(difluoromethoxy)-1,2,2-trifluoroethane having a vapor pressure of
- 25 about 14.7 psia (101 kPa) at a temperature of about 50.7 °C;
- 4.4 weight percent $C_4F_9OCH_3$ and 95.6 weight percent 2-fluoromethoxy-1,1,1,2-tetrafluoroethane having a vapor pressure of about 14.7 psia (101 kPa) at a temperature of about 43.0 °C;
- 46.2 weight percent $C_4F_9OCH_3$ and 53.8 weight percent 1-difluoromethoxy-2,2-difluoroethane having a vapor pressure of
- 30 about 14.7 psia (101 kPa) at a temperature of about 52.4 °C;
- 63.2 weight percent $C_4F_9OCH_3$ and 36.8 weight percent 2-methoxy-1,1,2-trifluoroethane having a vapor pressure of about 14.7 psia (101 kPa) at a temperature of about 51.9 °C;
- 35 39.4 weight percent $C_4F_9OCH_3$ and 60.6 weight percent 1,1-difluoro-2-methoxyethane having a vapor pressure of about 14.7 psia (101 kPa) at a temperature of about 46.9 °C;

35.4 weight percent $C_4F_9OCH_3$ and 64.6 weight percent 1,1,2-trifluoro-1-methoxy-2-(trifluoromethoxy)ethane having a vapor pressure of about 14.7 psia (101 kPa) at a temperature of about 57.7 °C;

5 18.9 weight percent $C_4F_9OCH_3$ and 81.1 weight percent 2-ethoxy-1,1,1,2-tetrafluoroethane having a vapor pressure of about 14.7 psia (101 kPa) at a temperature of about 57.9 °C;

10 19.9 weight percent $C_4F_9OCH_3$ and 80.1 weight percent 1-ethoxy-1,1,2,2-tetrafluoroethane having a vapor pressure of about 14.7 psia (101 kPa) at a temperature of about 55.8 °C;

22.1 weight percent $C_4F_9OCH_3$ and 77.9 weight percent 1,1,1-trifluoro-3-methoxypropane having a vapor pressure of about 14.7 psia (101 kPa) at a temperature of about 54.7 °C; and

15 39.5 weight percent $C_4F_9OCH_3$ and 60.5 weight percent 2,3-difluoro-4-(trifluoromethyl)oxetane having a vapor pressure of about 14.7 psia (101 kPa) at a temperature of about 58.6 °C.

5. A process for producing refrigeration, said process comprising evaporating the composition of claim 1, 2, 3, or 4, in the vicinity of a body to be cooled, and thereafter condensing said composition.

6. A process for producing heat, said process comprising condensing the composition of claim 1, 2, 3, or 4 in the vicinity of a body to be heated, and thereafter evaporating said composition.

7. A method of using the compositions of claim 1, 2, 3, or 4, for heat transfer, said method comprising transferring said composition from a heat source to a heat sink.

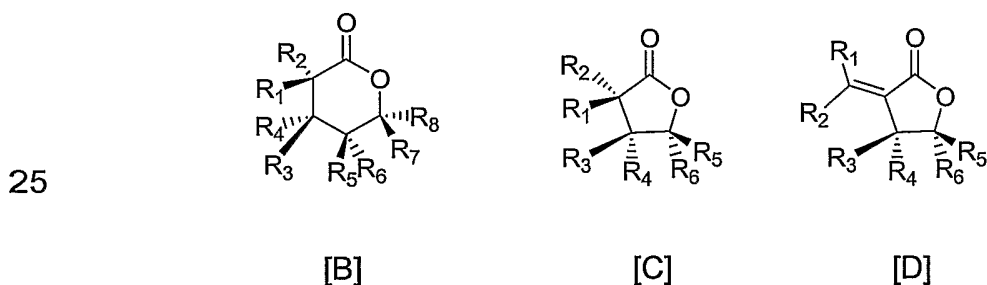
8. The composition of claim 1, further comprising at least one ultra-violet fluorescent dye selected from the group consisting of naphthalimides, perylenes, coumarins, anthracenes, phenanthracenes, xanthenes, thioxanthenes, naphthoxanthenes, fluoresceins, derivatives of said dye and combinations thereof.

9. The composition of claim 2, 3, or 4 further comprising at least one ultra-violet fluorescent dye selected from the group consisting of

naphthalimides, perylenes, coumarins, anthracenes, phenanthracenes, xanthenes, thioxanthenes, naphthoxanthenes, fluoresceins, derivatives of said dye, and combinations thereof.

- 5 10. The composition of claim 8, further comprising at least one
solubilizing agent selected from the group consisting of
hydrocarbons, dimethylether, polyoxyalkylene glycol ethers,
amides, ketones, nitriles, chlorocarbons, esters, lactones, aryl
ethers, hydrofluoroethers, and 1,1,1-trifluoroalkanes; and wherein
10 the refrigerant and solubilizing agent are not the same compound.
11. The composition of claim 10, wherein said solubilizing agent is
selected from the group consisting of:
- 15 a) polyoxyalkylene glycol ethers represented by the formula
 $R^1[(OR^2)_xOR^3]_y$, wherein: x is an integer from 1 to 3; y is an
integer from 1 to 4; R^1 is selected from hydrogen and aliphatic
hydrocarbon radicals having 1 to 6 carbon atoms and y
bonding sites; R^2 is selected from aliphatic hydrocarbylene
radicals having from 2 to 4 carbon atoms; R^3 is selected from
20 hydrogen, and aliphatic and alicyclic hydrocarbon radicals
having from 1 to 6 carbon atoms; at least one of R^1 and R^3 is
selected from said hydrocarbon radicals; and wherein said
polyoxyalkylene glycol ethers have a molecular weight of from
about 100 to about 300 atomic mass units;
- 25 b) amides represented by the formulae $R^1CONR^2R^3$ and cyclo-
[$R^4CON(R^5)-$], wherein R^1 , R^2 , R^3 and R^5 are independently
selected from aliphatic and alicyclic hydrocarbon radicals
having from 1 to 12 carbon atoms, and at most one aromatic
radical having from 6 to 12 carbon atoms; R^4 is selected from
30 aliphatic hydrocarbylene radicals having from 3 to 12 carbon
atoms; and wherein said amides have a molecular weight of
from about 100 to about 300 atomic mass units;
- 35 c) ketones represented by the formula R^1COR^2 , wherein R^1 and
 R^2 are independently selected from aliphatic, alicyclic and aryl
hydrocarbon radicals having from 1 to 12 carbon atoms, and
wherein said ketones have a molecular weight of from about 70
to about 300 atomic mass units;

- d) nitriles represented by the formula R^1CN , wherein R^1 is selected from aliphatic, alicyclic or aryl hydrocarbon radicals having from 5 to 12 carbon atoms, and wherein said nitriles have a molecular weight of from about 90 to about 200 atomic mass units;
- e) chlorocarbons represented by the formula RCI_x , wherein; x is selected from the integers 1 or 2; R is selected from aliphatic and alicyclic hydrocarbon radicals having from 1 to 12 carbon atoms; and wherein said chlorocarbons have a molecular weight of from about 100 to about 200 atomic mass units;
- f) aryl ethers represented by the formula R^1OR^2 , wherein: R^1 is selected from aryl hydrocarbon radicals having from 6 to 12 carbon atoms; R^2 is selected from aliphatic hydrocarbon radicals having from 1 to 4 carbon atoms; and wherein said aryl ethers have a molecular weight of from about 100 to about 150 atomic mass units;
- g) 1,1,1-trifluoroalkanes represented by the formula CF_3R^1 , wherein R^1 is selected from aliphatic and alicyclic hydrocarbon radicals having from about 5 to about 15 carbon atoms;
- i) hydrofluoroethers represented by the formula $R^1OCF_2CF_2H$, wherein R^1 is selected from aliphatic and alicyclic hydrocarbon radicals having from about 5 to about 15 carbon atoms; and
- j) lactones represented by structures [B], [C], and [D]:



- wherein, R_1 through R_8 are independently selected from hydrogen, linear, branched, cyclic, bicyclic, saturated and unsaturated hydrocarbyl radicals; and the molecular weight is from about 100 to about 300 atomic mass units; and
- k) esters represented by the general formula $R^1CO_2R^2$, wherein R^1 and R^2 are independently selected from linear and cyclic,
- 30

saturated and unsaturated, alkyl and aryl radicals; and wherein said esters have a molecular weight of from about 80 to about 550 atomic mass units.

- 5 12. A method for using the composition of claim 10, said method comprising: introducing the composition into a compression refrigeration or air conditioning apparatus by (i) dissolving the ultraviolet fluorescent dye in the refrigerant composition of heat transfer fluid in the presence of the solubilizing agent, and introducing the combination into said
10 compression refrigeration or air conditioning apparatus or (ii), combining solubilizing agent and UV fluorescent dye and introducing said combination into refrigeration or air conditioning apparatus containing refrigerant and/or heat transfer fluid.
- 15 13. A method for using the composition of claim 8 or 10 in a compression refrigeration or air conditioning apparatus, said method comprising providing said composition to said apparatus, and providing a suitable means for detecting said composition at a leak point or in the vicinity of said apparatus.
- 20 14. A method of using the composition of claim 8 or 10, said method comprising:
- 25 (i) producing refrigeration by evaporating said composition in the vicinity of a body to be cooled and thereafter condensing said composition; or
- (ii) producing heat by condensing said composition in the vicinity of the body to be heated and thereafter evaporation said composition.
- 30 15. The composition of claim 1 or 10 further comprising a thermal stabilizer or odor masking agent.
- 35 16. The composition of claim 15 wherein said thermal stabilizer is nitromethane.

17. A method of using the composition of claim 2 or claim 3, wherein said method comprises producing heat or refrigeration in a refrigeration or air conditioning apparatus employing a multi-stage centrifugal compressor.


5

18. The method of claim 17 wherein said multi-stage centrifugal compressor is a two-stage centrifugal compressor.

INTERNATIONAL SEARCH REPORT

International application No.

PCT/US05/01508

A. CLASSIFICATION OF SUBJECT MATTER IPC(7) : CO9K 5/00 US CL : 252/67, 68 According to International Patent Classification (IPC) or to both national classification and IPC							
B. FIELDS SEARCHED Minimum documentation searched (classification system followed by classification symbols) U.S. : 252/67, 68 Documentation searched other than minimum documentation to the extent that such documents are included in the fields searched NONE Electronic data base consulted during the international search (name of data base and, where practicable, search terms used) WEST							
C. DOCUMENTS CONSIDERED TO BE RELEVANT <table border="1" style="width: 100%; border-collapse: collapse;"> <thead> <tr> <th style="width: 10%; padding: 5px;">Category *</th> <th style="width: 70%; padding: 5px;">Citation of document, with indication, where appropriate, of the relevant passages</th> <th style="width: 20%; padding: 5px;">Relevant to claim No.</th> </tr> </thead> <tbody> <tr> <td style="text-align: center; vertical-align: top; padding: 5px;">X --- Y</td> <td style="padding: 5px;">US 5,578,137 A (SHEALY) 26 November 1996 (26.11.1996), abstract, col. 2, lines 11-31; col. 3, lines 40-col. 4, line 23.</td> <td style="text-align: center; vertical-align: top; padding: 5px;">1-11 ----- 12-18</td> </tr> </tbody> </table>		Category *	Citation of document, with indication, where appropriate, of the relevant passages	Relevant to claim No.	X --- Y	US 5,578,137 A (SHEALY) 26 November 1996 (26.11.1996), abstract, col. 2, lines 11-31; col. 3, lines 40-col. 4, line 23.	1-11 ----- 12-18
Category *	Citation of document, with indication, where appropriate, of the relevant passages	Relevant to claim No.					
X --- Y	US 5,578,137 A (SHEALY) 26 November 1996 (26.11.1996), abstract, col. 2, lines 11-31; col. 3, lines 40-col. 4, line 23.	1-11 ----- 12-18					
<input type="checkbox"/> Further documents are listed in the continuation of Box C. <input type="checkbox"/> See patent family annex.							
* Special categories of cited documents "A" document defining the general state of the art which is not considered to be of particular relevance "E" earlier application or patent published on or after the international filing date "L" document which may throw doubts on priority claim(s) or which is cited to establish the publication date of another citation or other special reason (as specified) "O" document referring to an oral disclosure, use, exhibition or other means "P" document published prior to the international filing date but later than the priority date claimed	"T" later document published after the international filing date or priority date and not in conflict with the application but cited to understand the principle or theory underlying the invention "X" document of particular relevance, the claimed invention cannot be considered novel or cannot be considered to involve an inventive step when the document is taken alone "Y" document of particular relevance, the claimed invention cannot be considered to involve an inventive step when the document is combined with one or more other such documents, such combination being obvious to a person skilled in the art "&" document member of the same patent family						
Date of the actual completion of the international search 09 June 2005 (09.06.2005)	Date of mailing of the international search report 29 JUN 2005						
Name and mailing address of the ISA/US Mail Stop PCT, Attn: ISA/US Commissioner for Patents P.O. Box 1450 Alexandria, Virginia 22313-1450 Facsimile No. (703) 305-3230	Authorized officer Yogendra N. Gupta Telephone No. 571-272-1700  NECHOLUS OGDEN PRIMARY EXAMINER						