



US00D403239S

United States Patent [19] Ying

[11] Patent Number: Des. 403,239

[45] Date of Patent: **Dec. 29, 1998

[54] JEWELRY BOX

[75] Inventor: **Ho Yuet Ying**, New Territories, Hong Kong

[73] Assignee: **Hee Tak LAU**, Hong Kong

[**] Term: **14 Years**

[21] Appl. No.: **76,815**

[22] Filed: **Sep. 18, 1997**

[51] LOC (6) Cl. **09-03**

[52] U.S. Cl. **D9/307; D21/157**

[58] Field of Search **D3/270, 271; D9/307, D9/310; D11/158; D21/157; 206/457**

[56] **References Cited**

U.S. PATENT DOCUMENTS

- D. 280,190 8/1985 Carbajales Santa-Eulalie et al. D11/158
- D. 370,037 5/1996 Berggreen D21/157
- D. 386,305 11/1997 Lau D3/271

Primary Examiner—Terry A. Wallace

Attorney, Agent, or Firm—Miller, Sisson, Chapman & Nash, P.C.

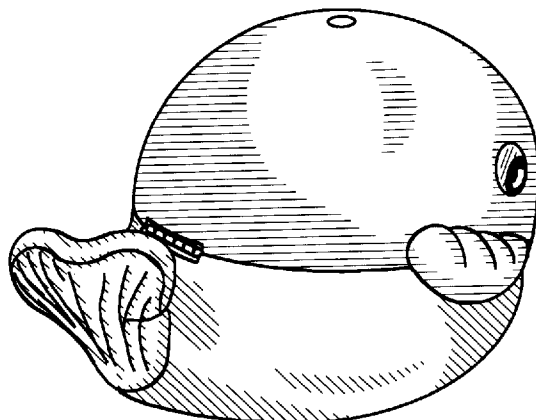
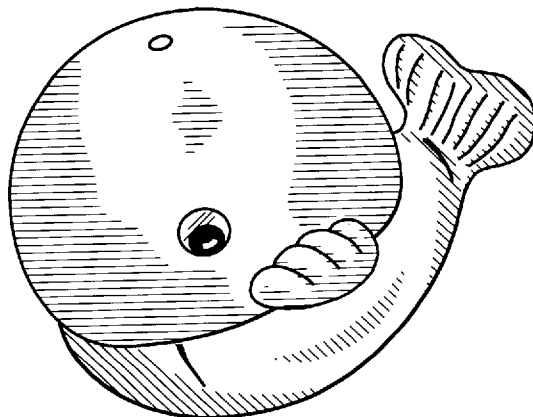
[57] **CLAIM**

The ornamental design for a jewelry box, as shown and described.

DESCRIPTION

FIG. 1 is a top, right side and front perspective view of a jewelry box showing my new design;
 FIG. 2 is a top, left side and rear perspective view thereof;
 FIG. 3 is a right side elevational view thereof lined for the colors blue and green;
 FIG. 4 is a left side elevational view thereof;
 FIG. 5 is a front elevational view thereof;
 FIG. 6 is a rear elevational view thereof;
 FIG. 7 is a top plan view thereof;
 FIG. 8 is a bottom plan view thereof;
 FIG. 9 is a top, right side and front perspective view thereof, in an open condition; and,
 FIG. 10 is a top, left side and rear perspective view thereof, in an open condition.

1 Claim, 3 Drawing Sheets



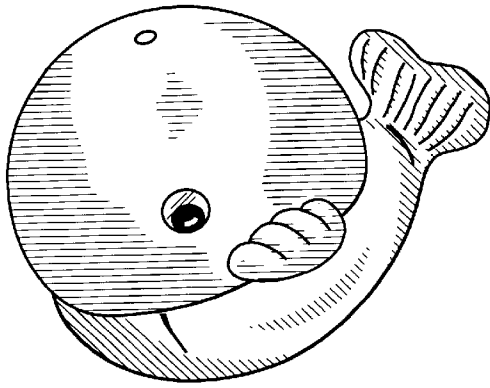


Fig. 1

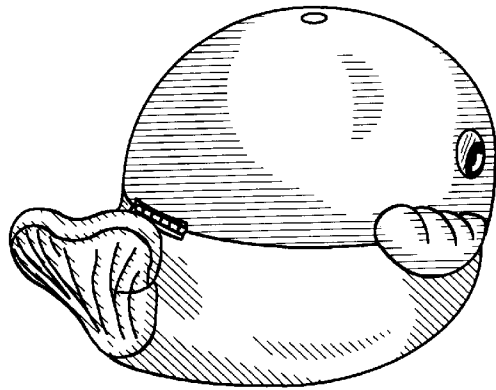


Fig. 2




Fig. 3

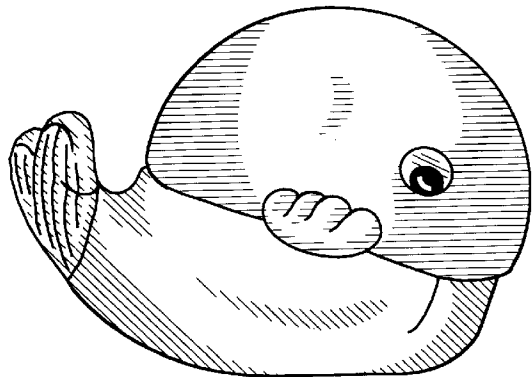


Fig. 4

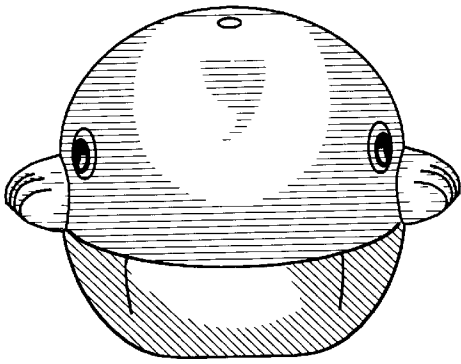


Fig. 5

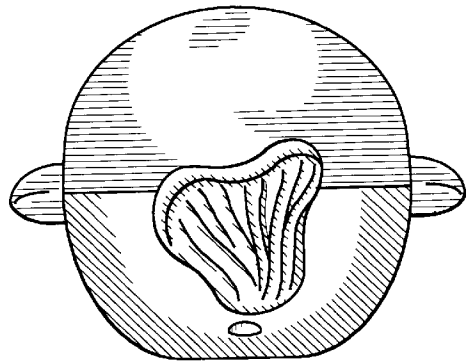


Fig. 6

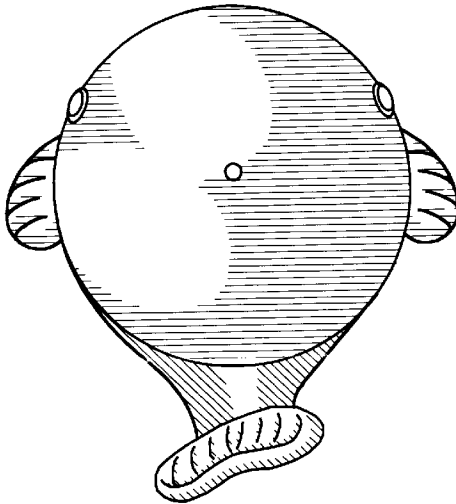


Fig. 7




Fig. 8




Fig. 9

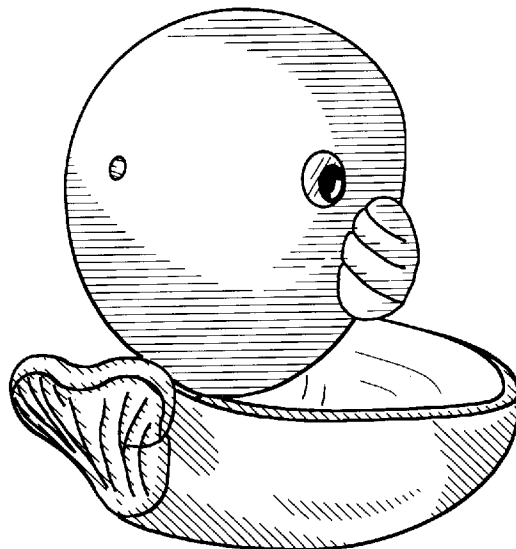


Fig. 10