



US00D893003S

(12) **United States Design Patent**  
**Johnston**

(10) **Patent No.:** **US D893,003 S**

(45) **Date of Patent:** **\*\* Aug. 11, 2020**

- (54) **FIRE COLUMN**
- (71) Applicant: **Merkur Holdings Limited**, Ngau Tau Kok, Kowloon (HK)
- (72) Inventor: **Todd Johnston**, Fairburn, GA (US)
- (73) Assignee: **MERKUR HOLDINGS LIMITED**, Ngau Tau Kok, Kowloon (HK)
- (\*\*) Term: **15 Years**
- (21) Appl. No.: **29/688,766**

D644,474 S *	9/2011	Wilgus .....	D7/332
8,028,689 B2 *	10/2011	Bruno .....	A47J 37/079
			126/25 B
D734,974 S *	7/2015	Barford .....	D7/332
D849,907 S *	5/2019	Zhou .....	D23/335
D866,737 S *	11/2019	Lyons, Jr. ....	D23/332
2012/0145139 A1 *	6/2012	Deeds .....	F24B 3/00
			126/30
2016/0153664 A1 *	6/2016	Giuntoli .....	F24B 3/00
			126/73
2017/0114996 A1 *	4/2017	Moneyhun .....	F24H 3/12
2018/0172278 A1 *	6/2018	DeSpain .....	F24B 1/022
2018/0333003 A1 *	11/2018	Huang .....	A47J 37/079
2019/0254477 A1 *	8/2019	Skillman .....	A47J 37/0763

\* cited by examiner

- (22) Filed: **Apr. 24, 2019**
- (51) **LOC (12) Cl.** ..... **23-03**
- (52) **U.S. Cl.**  
USPC ..... **D23/335**
- (58) **Field of Classification Search**  
USPC ..... D23/314, 317, 332, 336, 342-350, 329, D23/338, 339, 335; D7/332, 334-337, D7/339, 341  
CPC .... F24C 7/105; F24C 1/10; F24C 3/04; F24C 7/065; F23D 14/12; F24H 3/00; A47J 2037/0777; A47J 37/0763; F24B 3/00; F24B 1/195; F24B 1/00; F24B 13/00; F24B 1/18; F24B 13/004; F24B 1/192; F24B 1/181; F24B 1/182; F24B 1/1802  
See application file for complete search history.

*Primary Examiner* — Ania Aman  
 (74) *Attorney, Agent, or Firm* — McClure, Qualey & Rodack, LLP

(57) **CLAIM**

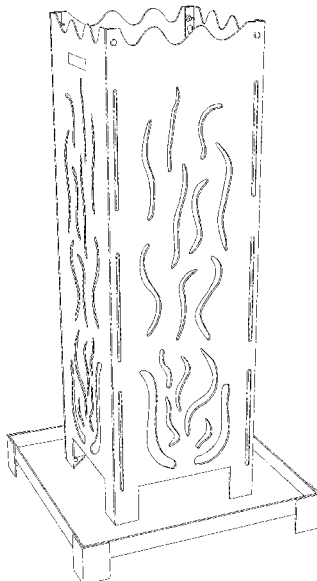
I claim, the ornamental design for a fire column, as shown and described.

**DESCRIPTION**

FIG. 1 is a perspective view showing my new design for fire column;  
 FIG. 2 is a front elevational view showing my new design for fire column, the rear view being a mirror image thereof;  
 FIG. 3 is a right side elevational view showing my new design for fire column, the left view being a mirror image thereof;  
 FIG. 4 is a top plan view showing my new design for fire column; and,  
 FIG. 5 is a bottom plan view showing my new design for fire column.  
 The broken line showing of interior features is for the purpose of illustrating portions of the fire column and forms no part of the claimed design.

**1 Claim, 5 Drawing Sheets**

- (56) **References Cited**  
U.S. PATENT DOCUMENTS
- |               |        |                   |              |
|---------------|--------|-------------------|--------------|
| 2,920,614 A * | 1/1960 | Phelps .....      | A47J 37/079  |
|               |        |                   | 126/25 B     |
| D220,150 S *  | 3/1971 | Roestenburg ..... | D7/332       |
| D333,941 S *  | 3/1993 | Hait .....        | D34/7        |
| 5,218,950 A * | 6/1993 | Hait .....        | A47J 37/0704 |
|               |        |                   | 126/25 R     |
| D476,403 S *  | 6/2003 | Goodrich .....    | D23/332      |
| D636,216 S *  | 4/2011 | Marsh .....       | D7/332       |






FIG. 1

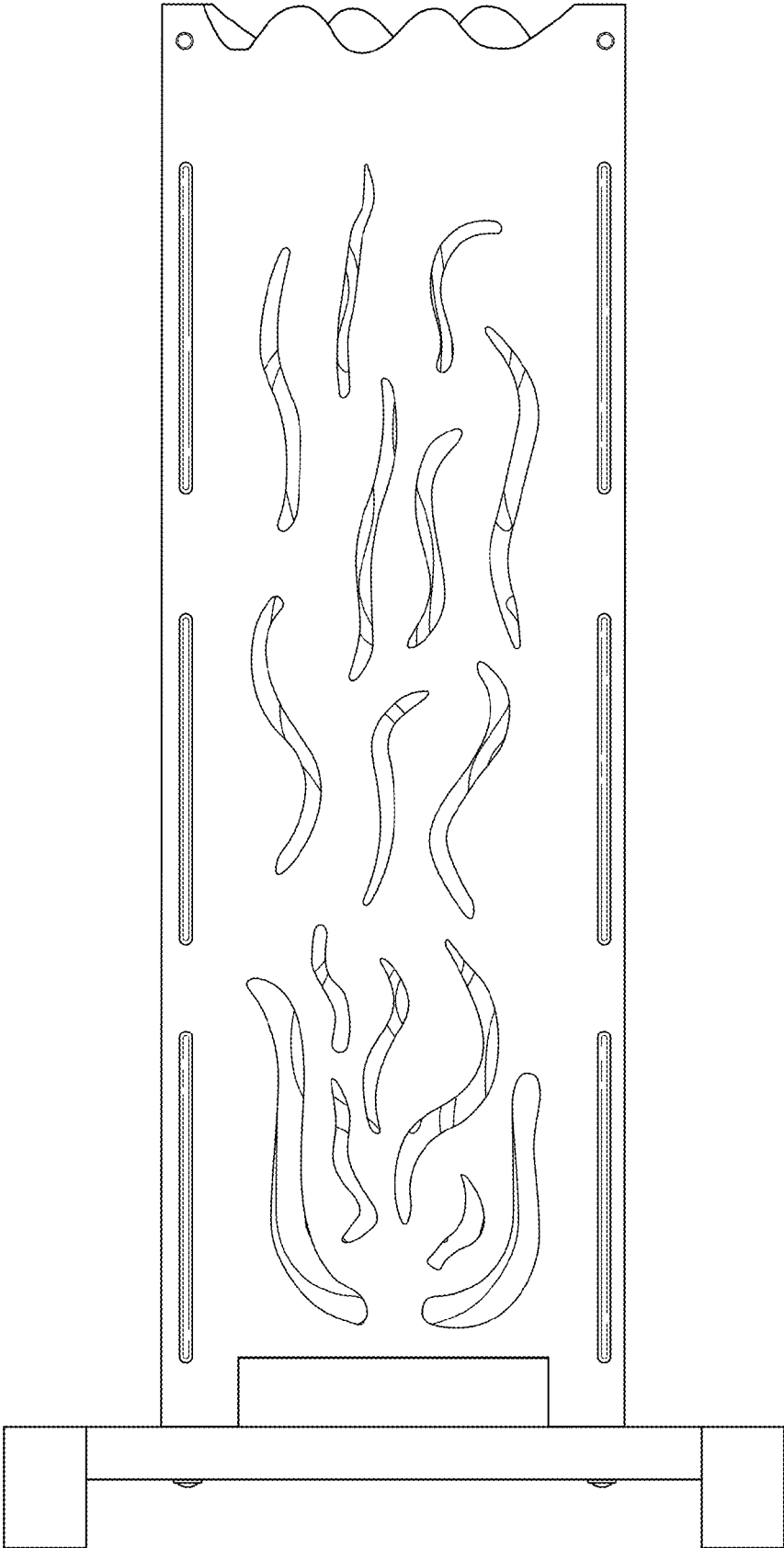


FIG. 2

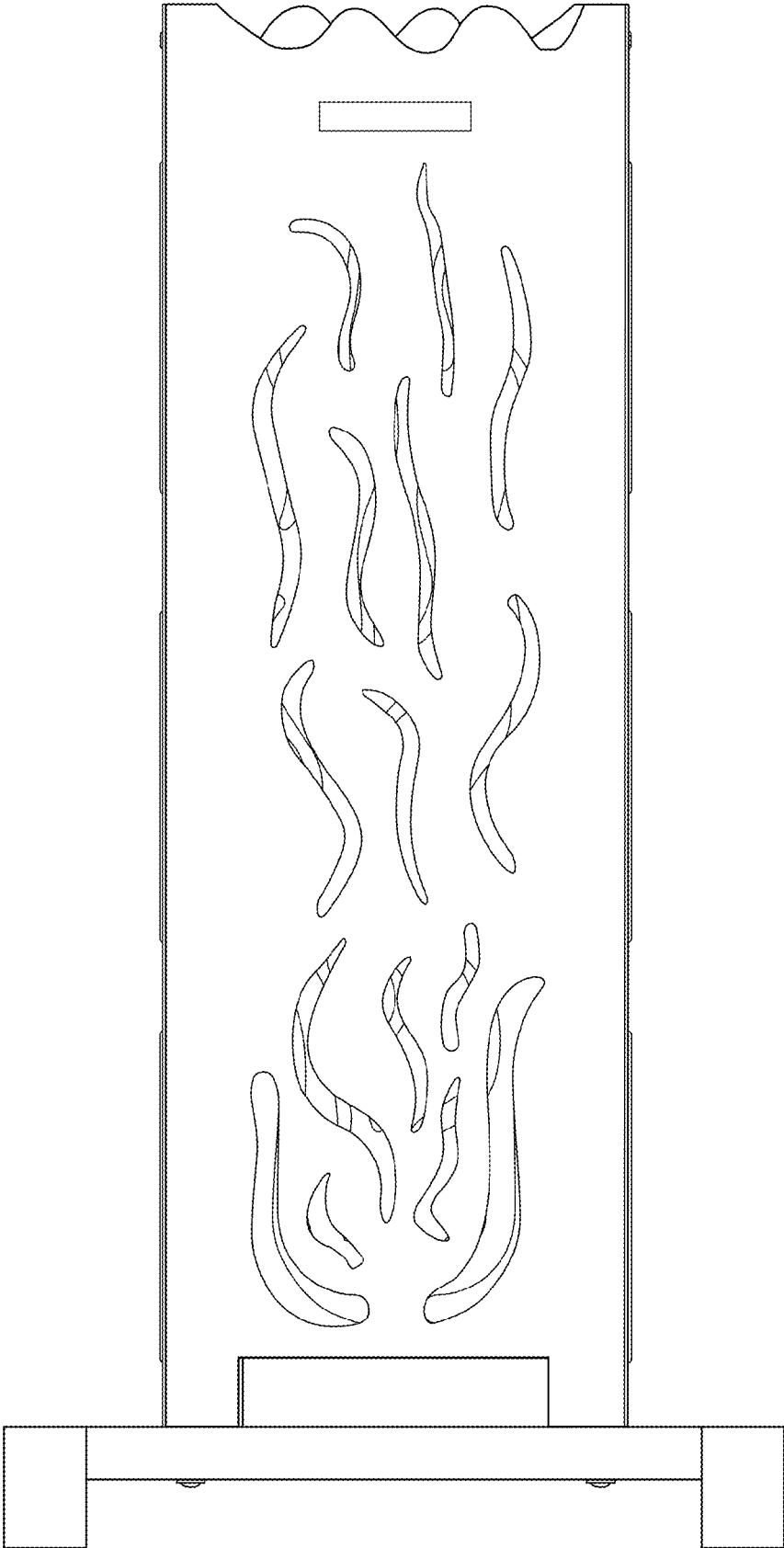


FIG. 3

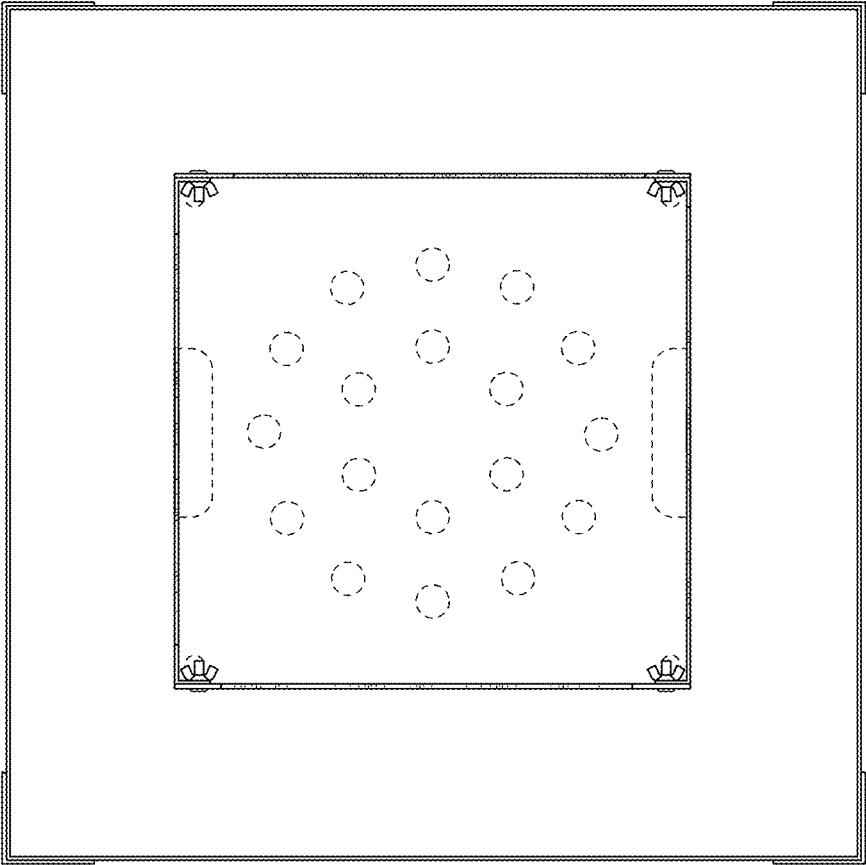


FIG. 4




FIG. 5