



US00D405752S

United States Patent [19]
Mason

[11] **Patent Number: Des. 405,752**
[45] **Date of Patent: **Feb. 16, 1999**

[54] **BATTERY FOR A PORTABLE ELECTRONIC APPARATUS**

D. 376,127 12/1996 Nagele et al. D13/103
5,212,021 5/1993 Smith et al. 429/99 X
5,259,786 11/1993 Huang 429/98 X

[75] Inventor: **Mark R. Mason**, Herts, United Kingdom

[73] Assignee: **Nokia Mobile Phones Limited**, Espoo, Finland

[**] Term: **14 Years**

[21] Appl. No.: **74,181**

[22] Filed: **Jul. 25, 1997**

Related U.S. Application Data

[63] Continuation-in-part of Ser. No. 67,199, Feb. 21, 1997.

[51] **LOC (6) Cl.** **13-02**

[52] **U.S. Cl.** **D13/103**

[58] **Field of Search** D13/103, 118, D13/119; 429/96-100, 163, 176

[56] **References Cited**

U.S. PATENT DOCUMENTS

D. 331,566 12/1992 Seymour D13/103

OTHER PUBLICATIONS

Batteries on p. 569 of Hong Kong Enterprise, Jun. 1994.

Primary Examiner—Joel Sincavage
Attorney, Agent, or Firm—Perman & Green, LLP


[57] **CLAIM**

I claim the ornamental design for a battery for a portable electronic apparatus, as shown and described.

DESCRIPTION

FIG. 1 is a top, right, rear perspective view showing my new design;
FIG. 2 is a rear view thereof;
FIG. 3 is a left side elevational view thereof;
FIG. 4 is a right side elevational view thereof;
FIG. 5 is a front view thereof;
FIG. 6 is a bottom plan view thereof; and,
FIG. 7 is a top plan view thereof.

1 Claim, 2 Drawing Sheets






FIG. 1




FIG. 3

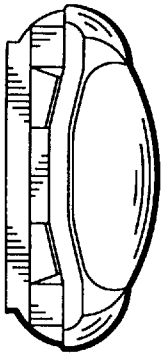


FIG. 6

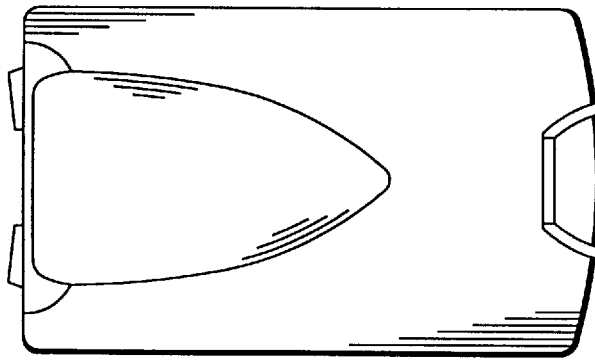


FIG. 2

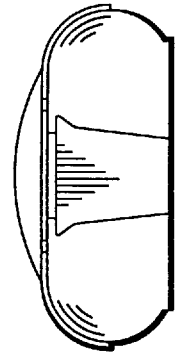


FIG. 7

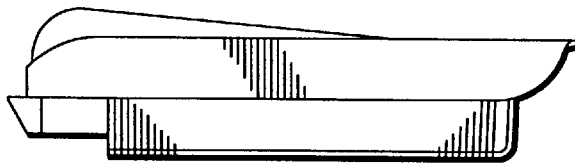


FIG. 4

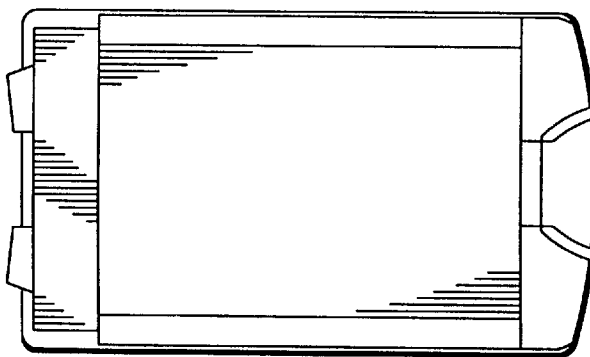


FIG. 5