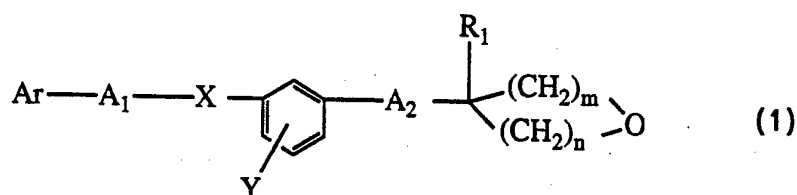




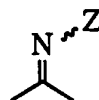
INTERNATIONAL APPLICATION PUBLISHED UNDER THE PATENT COOPERATION TREATY (PCT)

<p>(51) International Patent Classification ⁵ : A61K 31/335, 31/34, 31/35 A61K 31/38, 31/415, 31/425 A61K 31/44, 31/47, 31/505 A61K 31/535, C07D 305/06 C07D 307/14, 307/20, 309/06 C07D 405/10, 413/10, 417/10</p>	A1	<p>(11) International Publication Number: WO 94/05281</p> <p>(43) International Publication Date: 17 March 1994 (17.03.94)</p>
<p>(21) International Application Number: PCT/US93/08094</p> <p>(22) International Filing Date: 27 August 1993 (27.08.93)</p> <p>(30) Priority data: 07/942,870 10 September 1992 (10.09.92) US</p> <p>(71) Applicant: ABBOTT LABORATORIES [US/US]; CHAD 0377/AP6D-2, One Abbott Park Road, Abbott Park, IL 60064-3500 (US).</p> <p>(72) Inventors: DELLARIA, Joseph, F. ; 2512 Timber Lane, Lindenhurst, IL 60046 (US). CHERNESKY, Linda, Jean ; 830 Corey Lanr, Apt. 204, Wheeling, IL 60090 (US). BROOKS, Dee, W. ; 1334 Brandywine Road, Libertyville, IL 60048 (US).</p>		<p>(74) Agents: GORMAN, Edward, H., Jr. et al.; Abbott Laboratories, CHAD 0377/AP6D-2, One Abbott Park Road, Abbott Park, IL 60064-3500 (US).</p> <p>(81) Designated States: CA, JP, European patent (AT, BE, CH, DE, DK, ES, FR, GB, GR, IE, IT, LU, MC, NL, PT, SE).</p> <p>Published <i>With international search report.</i></p>

(54) Title: PHENYLMETHYL DERIVATIVES HAVING LIPOXYGENASE INHIBITORY ACTIVITY



(a)



(b)

(57) Abstract

Compounds of structure (1) where Ar is optionally substituted carbocyclic aryl, 5- or 6-membered heterocyclic aryl, 10-membered bicyclic heterocyclic aryl containing one or two nitrogen atoms, 9- or 10-membered heterocyclic containing one or two nitrogen atoms and optionally containing a further nitrogen or oxygen atom and one oxo or thioxo substituent, benzo[b]furyl, benzo[b]thienyl, A₁ is propynylene, methylene, or a valence bond, X is O, S, SO₂, or NR₂, Y is selected from alkyl, haloalkyl, alkoxy, halogen, and hydrogen, A₂ is selected from (a), (b) and methylene, where Z is OR₅ or NHR₅ where R₅ is hydrogen or alkyl, R₁ is hydrogen, alkyl, or OR₅, and m and n are integers having a value of 1 or 2 are potent inhibitors of lipoxigenase enzymes and thus inhibit the biosynthesis of leukotrienes. These compounds are useful in the treatment or amelioration of allergic and inflammatory disease states.

FOR THE PURPOSES OF INFORMATION ONLY

Codes used to identify States party to the PCT on the front pages of pamphlets publishing international applications under the PCT.

AT	Austria	FR	France	MR	Mauritania
AU	Australia	GA	Gabon	MW	Malawi
BB	Barbados	GB	United Kingdom	NE	Niger
BE	Belgium	GN	Guinea	NL	Netherlands
BF	Burkina Faso	GR	Greece	NO	Norway
BG	Bulgaria	HU	Hungary	NZ	New Zealand
BJ	Benin	IE	Ireland	PL	Poland
BR	Brazil	IT	Italy	PT	Portugal
BY	Belarus	JP	Japan	RO	Romania
CA	Canada	KP	Democratic People's Republic of Korea	RU	Russian Federation
CF	Central African Republic	KR	Republic of Korea	SD	Sudan
CG	Congo	KZ	Kazakhstan	SE	Sweden
CH	Switzerland	LI	Liechtenstein	SI	Slovenia
CI	Côte d'Ivoire	LK	Sri Lanka	SK	Slovak Republic
CM	Cameroon	LU	Luxembourg	SN	Senegal
CN	China	LV	Latvia	TD	Chad
CS	Czechoslovakia	MC	Monaco	TG	Togo
CZ	Czech Republic	MG	Madagascar	UA	Ukraine
DE	Germany	ML	Mali	US	United States of America
DK	Denmark	MN	Mongolia	UZ	Uzbekistan
ES	Spain			VN	Viet Nam
FI	Finland				

PHENYLMETHYL DERIVATIVES HAVING LIPOXYGENASE INHIBITORY ACTIVITY

Technical Field

5 This invention relates to compounds having biological activity to inhibit lipoxigenase enzymes, to pharmaceutical compositions comprising these compounds, and to a medical method of treatment. More particularly, this invention concerns certain substituted phenylmethyl compounds which inhibit lipoxigenase enzyme activity, to pharmaceutical compositions comprising these compounds and to a
10 method of inhibiting lipoxigenase activity and leukotriene biosynthesis.

Background of the Invention

5-Lipoxygenase is the first dedicated enzyme in the pathway leading to the biosynthesis of leukotrienes. This important enzyme has a rather restricted
15 distribution, being found predominantly in leukocytes and mast cells of most mammals. Normally 5-lipoxygenase is present in the cell in an inactive form; however, when leukocytes respond to external stimuli, intracellular 5-lipoxygenase can be rapidly activated. This enzyme catalyzes the addition of molecular oxygen to fatty acids with *cis,cis*-1,4-pentadiene structures, converting them to 1-hydroperoxy-
20 *trans,cis*-2,4-pentadienes. Arachidonic acid, the 5-lipoxygenase substrate which leads to leukotriene products, is found in very low concentrations in mammalian cells and must first be hydrolyzed from membrane phospholipids through the actions of phospholipases in response to extracellular stimuli. The initial product of 5-
lipoxygenase action on arachidonate is 5-HPETE which can be reduced to 5-HETE or
25 converted to LTA₄. This reactive leukotriene intermediate is enzymatically hydrated to LTB₄ or conjugated to the tripeptide glutathione to produce LTC₄. LTA₄ can also be hydrolyzed nonenzymatically to form two isomers of LTB₄. Successive proteolytic cleavage steps convert LTC₄ to LTD₄ and LTE₄. Other products resulting from further oxygenation steps have also been described in the literature. Products of
30 the 5-lipoxygenase cascade are extremely potent substances which produce a wide variety of biological effects, often in the nanomolar to picomolar concentration range.

The remarkable potencies and diversity of actions of products of the 5-
lipoxygenase pathway have led to the suggestion that they play important roles in a variety of diseases. Alterations in leukotriene metabolism have been demonstrated in
35 a number of disease states including asthma, allergic rhinitis, rheumatoid arthritis and gout, psoriasis, adult respiratory distress syndrome, inflammatory bowel disease, endotoxin shock syndrome, atherosclerosis, ischemia induced myocardial injury, and

central nervous system pathology resulting from the formation of leukotrienes following stroke or subarachnoid hemorrhage.

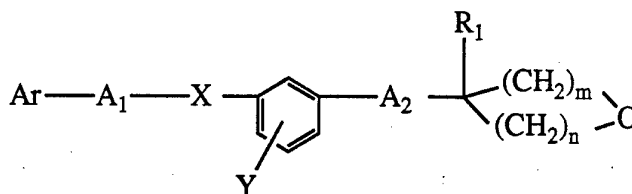
The enzyme 5-lipoxygenase catalyzes the first step leading to the biosynthesis of all the leukotrienes and therefore inhibition of this enzyme provides an approach to
 5 limit the effects of all the products of this pathway. Compounds which inhibit 5-lipoxygenase are thus useful in the treatment of disease states such as those listed above in which the leukotrienes play an important role.

Summary of the Invention

10 In its principal embodiment, the present invention provides certain substituted phenylmethyl compounds which inhibit lipoxygenase enzyme activity and are useful in the treatment of allergic and inflammatory disease states in which leukotrienes play a role including including asthma, allergic rhinitis, rheumatoid arthritis and gout, psoriasis, adult respiratory distress syndrome, inflammatory bowel disease,
 15 endotoxin shock syndrome, ischmemia induced myocardial injury, atherosclerosis and central nervous system pathology resulting from the formation of leukotrienes following stroke or subarachnoid hemorrhage.

In its principal aspect, the present invention provides compounds having the structure

20



or a pharmaceutically acceptable salt thereof wherein

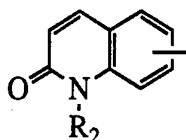
Ar is selected from the group consisting of

25

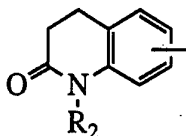
- (a) carbocyclic aryl, optionally substituted with alkyl of from one to six carbon atoms, haloalkyl of from one to six carbon atoms, alkoxy of from one to six carbon atoms, or halogen;
- (b) 5- or 6-membered heterocyclic aryl, optionally substituted with alkyl of from one to six carbon atoms, haloalkyl of from one to
 30 six carbon atoms, alkoxy of from one to six carbon atoms, or halogen;

- 5 (c) 10-membered bicyclic heterocyclic aryl containing one or two nitrogen atoms, optionally substituted with alkyl of from one to six carbon atoms, haloalkyl of from one to six carbon atoms, alkoxy of from one to six carbon atoms, or halogen;
- (d) benzo[b]furyl, optionally substituted with alkyl of from one to six carbon atoms, haloalkyl of from one to six carbon atoms, alkoxy of from one to six carbon atoms, or halogen;
- 10 (e) benzo[b]thienyl, optionally substituted with alkyl of from one to six carbon atoms, haloalkyl of from one to six carbon atoms, alkoxy of from one to six carbon atoms, or halogen;

(f)

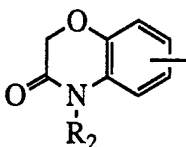


(g)

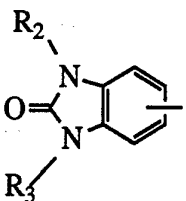


15

(h)



(i)



20

wherein R_2 and R_3 are independently hydrogen or alkyl of from one to four carbon atoms.

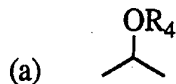
A_1 is selected from the group consisting of propynylene, methylene, or a valence bond.

25 X is selected from the group consisting of O, S, SO_2 , or NR_2 , where R_2 is as defined above.

Y is selected from the group consisting of alkyl of from one to six carbon atoms, haloalkyl of from one to six carbon atoms, alkoxy of from one to six carbon atoms, halogen, and hydrogen.

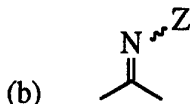
A₂ is selected from the group consisting of

5



wherein R₄ is selected from the group consisting of hydrogen, alkyl of from one to four carbon atoms, alkenyl of from three to six carbon atoms, alkynyl of from three to six carbon atoms, and alkoxyalkyl in which the alkoxy and alkyl groups can independently contain from one to four carbon atoms;

10



wherein Z is selected from the group consisting of OR₅ and NR₅, where R₅ is selected from the group consisting of hydrogen and alkyl of from one to four carbon atoms, and

15

(c) methylene.

R₁ is selected from the group consisting of hydrogen, alkyl of from one to four carbon atoms, and OR₅ where R₅ is as defined above;

20

m is 1 or 2; and

n is 1 or 2.

In another aspect, the present invention provides pharmaceutical compositions which comprise a therapeutically effective amount of compound as defined above in combination with a pharmaceutically acceptable carrier.

25

In yet another aspect, the present invention provides a method of inhibiting leukotriene biosynthesis in a host mammal in need of such treatment comprising administering to a mammal in need of such treatment a therapeutically effective amount of a compound as defined above.

30

Detailed Description of the Invention

Definitions of Terms

As used throughout this specification and the appended claims, the term "alkyl" refers to a monovalent group derived from a straight or branched chain saturated hydrocarbon by the removal of a single hydrogen atom. Alkyl groups are

exemplified by methyl, ethyl, *n*- and *iso*-propyl, *n*-, *sec*-, *iso*- and *tert*-butyl, and the like.

The term "5- or 6-membered heterocyclic aryl" denotes a monovalent heterocyclic ring group derived by the removal of a single hydrogen atom from a monocyclic heterocyclic ring system obeying the " $4n + 2\pi$ electron" or Huckel aromaticity rule. Examples of 5, or 6-membered heterocyclic aryl groups include pyridinyl, furyl, thienyl, thiazolyl, imidazolyl, and pyrimidinyl.

The term "10-membered bicyclic heterocyclic aryl containing one or two nitrogen atoms" refers to a group selected from quinolinyl, isoquinolinyl, quinazolinyl, phthalazinyl, and quinoxalinyl.

The term "9- or 10-membered heterocyclic aryl containing one or two nitrogen and optionally containing a further heteroatom selected from nitrogen or oxygen, and one oxo or thioxo substituent" refers to a group selected from 2-oxo-1,2-dihydroquinolinyl, 2-oxo-1,2,3,4-tetrahydroquinolinyl, 3-oxo-2,3-dihydro-4H-1,4-benzoxazinyl, oxindolinyl, 3-oxo-1,2-dihydro-3H-indazolyl, 2-oxo-2,3-dihydrobenzothiazolyl, 2-oxo-2,3-dihydrobenzimidazolyl, 3-thioxo-2,3-dihydro-4H-1,4-benzoxazinyl, and 2-thioxo-1,2,3,4-tetrahydroquinolinyl.

The term "oxo" denotes a carbonyl oxygen atom.

The term "thioxo" denotes an oxo group as defined above in which the oxygen atom is replaced by a sulfur atom.

The term "propynyl" refers to a straight chain, three-carbon group containing a carbon-carbon triple bond.

The term "hydroxyalkyl" represents an alkyl group, as defined above, substituted by one to three hydroxyl groups with the proviso that no more than one hydroxy group may be attached to a single carbon atom of the alkyl group.

The term "haloalkyl" denotes an alkyl group, as defined above, having one, two, or three halogen atoms attached thereto and is exemplified by such groups as chloromethyl, bromoethyl, trifluoromethyl, and the like.

The term "cycloalkyl" denotes a monovalent group derived from a monocyclic or bicyclic saturated carbocyclic ring compound by the removal of a single hydrogen atom. Examples include cyclopropyl, cyclobutyl, cyclopentyl, cyclohexyl, bicyclo[2.2.1]heptanyl, and bicyclo[2.2.2]octanyl.

The term "cycloalkylene" refers to a divalent group derived from a saturated carbocyclic hydrocarbon by the removal of two hydrogen atoms, for example cyclopentylene, cyclohexylene, and the like.

The terms "alkoxy" and "alkoxyl" denote an alkyl group, as defined above, attached to the parent molecular moiety through an oxygen atom. Representative alkoxy groups include methoxyl, ethoxyl, propoxyl, butoxyl, and the like.

The term "alkoxyalkyl" refers to an alkoxy group, as defined above, attached
5 through an alkylene group to the parent molecular moiety.

The term "alkylthio" refers to an alkyl group, as defined above, attached to the parent molecular moiety through a sulfur atom and includes such examples as methylthio, ethylthio, propylthio, *n*-, *sec*- and *tert*-butylthio and the like.

The term "alkenyl" denotes a monovalent group derived from a hydrocarbon
10 containing at least one carbon-carbon double bond by the removal of a single hydrogen atom. Alkenyl groups include, for example, ethenyl, propenyl, butenyl, 1-methyl-2-buten-1-yl and the like.

The term "alkylene" denotes a divalent group derived from a straight or branched chain saturated hydrocarbon by the removal of two hydrogen atoms, for
15 example methylene, 1,2-ethylene, 1,1-ethylene, 1,3-propylene, 2,2-dimethylpropylene, and the like.

The term "alkenylene" denotes a divalent group derived from a straight or branched chain hydrocarbon containing at least one carbon-carbon double bond. Examples of alkenylene include -CH=CH-, -CH₂CH=CH-, -C(CH₃)=CH-,
20 -CH₂CH=CHCH₂-, and the like.

The term "alkynyl" refers to a divalent group derived by the removal of two hydrogen atoms from a straight or branched chain acyclic hydrocarbon group containing a carbon-carbon triple bond.

The term "alkanoyl" represents an alkyl group, as defined above, attached to
25 the parent molecular moiety through a carbonyl group. Alkanoyl groups are exemplified by acetyl, propionyl, butanoyl and the like.

The term "carbocyclic aryl" denotes a monovalent carbocyclic ring group derived by the removal of a single hydrogen atom from a monocyclic or bicyclic fused or non-fused ring system obeying the " $4n + 2 \pi$ electron" or Huckel aromaticity rule.
30 Examples of carbocyclic aryl groups include phenyl, 1- and 2-naphthyl, biphenyl and the like.

The term "metabolically cleavable group" denotes a group which is cleaved *in vivo* to yield the parent molecule of the structural formulae indicated above wherein M is hydrogen. Examples of metabolically cleavable groups include -COR, -COOR,
35 -CONRR and -CH₂OR radicals where R is selected independently at each occurrence from alkyl, trialkylsilyl, carbocyclic aryl or carbocyclic aryl substituted with one or

more of C₁-C₄ alkyl, halogen, hydroxy or C₁-C₄ alkoxy. Specific examples of representative metabolically cleavable groups include acetyl, methoxycarbonyl, benzoyl, methoxymethyl and trimethylsilyl groups.

Compounds falling within the scope of the present invention include, but are not limited to:

- 5
10
15
20
25
30
35
- 4-[(3-(naphth-2-yl)methoxyphen-1-yl)hydroxymethyl]tetrahydropyran;
 - 4-[(3-(naphth-2-yl)methoxyphen-1-yl)methoxymethyl]tetrahydropyran;
 - 4-[(3-(naphth-2-yl)methoxyphen-1-yl)ethyloxymethyl]tetrahydropyran;
 - 4-[(3-(naphth-2-yl)methoxyphen-1-yl)allyloxymethyl]tetrahydropyran;
 - 4-[(3-(naphth-2-yl)methoxyphen-1-yl)prop-2-yn-1-yloxymethyl]-tetrahydropyran;
 - 4-[(3-(naphth-2-yl)methoxyphen-1-yl)hydrazinomethyl]tetrahydropyran;
 - E- and Z-O-methyl-4-[(3-((naphth-2-yl)methoxy)phen-1-yl)oximinomethyl]-tetrahydropyran;
 - E- and Z-4-[(3-((naphth-2-yl)methoxy)phen-1-yl)oximinomethyl]-tetrahydropyran;
 - 4-[(3-((1,2-dihydro-1-methyl-2-oxoquinolin-6-yl)methoxy)phen-1-yl)-methoxymethyl]tetrahydropyran;
 - 4-[(3-((1,2-dihydro-1-methyl-2-oxoquinolin-6-yl)methoxy)phen-1-yl)-methyloxymethoxymethyl]tetrahydropyran;
 - E- and Z-4-[(3-((1,2-dihydro-1-methyl-2-oxoquinolin-6-yl)methoxy)phen-1-yl)oximinomethyl]tetrahydropyran;
 - E- and Z-O-Methyl-4-[(3-((1,2-dihydro-1-methyl-2-oxoquinolin-6-yl)-methoxy)phen-1-yl)oximinomethyl]tetrahydropyran;
 - E- and Z-O-Ethyl-4-[(3-((1,2-dihydro-1-methyl-2-oxoquinolin-6-yl)methoxy)phen-1-yl)oximinomethyl]tetrahydropyran;
 - 4-methoxy-4-[(3-((naphth-2-yl)methoxy)phen-1-yl)methyl]tetrahydropyran;
 - E- and Z-O-methyl-[(3-((1,2-dihydro-1-methyl-2-oxoquinolin-6-yl)-methoxy)-5-fluorophen-1-yl)oximinomethyl] tetrahydropyran;
 - E- and Z-4-[(3-((1,2-dihydro-1-methyl-2-oxoquinolin-6-yl)methoxy)-5-fluorophen-1-yl)oximinomethyl]tetrahydropyran;
 - E- and Z-O-Methyl-3-methyl-3-[(3-((naphth-2-yl)methoxy)-5-fluorophen-1-yl)oximinomethyl]oxetane;
 - E- and Z-3-methyl-3-[(3-((naphth-2-yl)methoxy)-5-fluorophen-1-yl)oximinomethyl]oxetane;

- E- and Z-3-[(3-((naphth-2-yl)methoxy)-5-fluorophen-1-yl)oximinomethyl]-oxetane;
- E- and Z-O-methyl-[(3-((naphth-2-yl)methoxy)-5-fluorophen-1-yl)oximinomethyl]oxetane;
- 5 E- and Z-3-[(3-((1,2-dihydro-1-methyl-2-oxoquinolin-6-yl)methoxy)-5-fluorophen-1-yl)oximinomethyl]oxetane;
- E- and Z-O-methyl-3-[(3-((1,2-dihydro-1-methyl-2-oxoquinolin-6-yl)methoxy)-5-fluorophen-1-yl)oximinomethyl]oxetane;
- E and Z-4-[(3-((naphth-2-yl)thioxy)phen-1-yl)oximinomethyl]-
10 tetrahydropyran;
- E and Z-O-methyl-4-[(3-((naphth-2-yl)thioxy)phen-1-yl)oximinomethyl]-tetrahydropyran;
- E- and Z-4-[(3-((1,2-dihydro-1-methyl-2-oxoquinolin-6-yl)thioxy)phen-1-yl)oximinomethyl]tetrahydropyran;
- 15 E- and Z-O-methyl-4-[(3-((1,2-dihydro-1-methyl-2-oxoquinolin-6-yl)thioxy)phen-1-yl)oximinomethyl]tetrahydropyran;
- E- and Z-4-[(3-((naphth-2-yl)thioxy)-5-fluorophen-1-yl)oximinomethyl]-tetrahydropyran;
- E- and Z-O-methyl-4-[(3-((naphth-2-yl)thioxy)-5-fluorophen-1-yl)oximinomethyl]tetrahydropyran;
- 20 E- and Z-4-[(3-((1,2-dihydro-1-methyl-2-oxoquinolin-6-yl)thioxy)-5-fluorophen-1-yl)oximinomethyl]tetrahydropyran;
- E- and Z-O-methyl-4-[(3-((1,2-dihydro-1-methyl-2-oxoquinolin-6-yl)thioxy)-5-fluorophen-1-yl)oximinomethyl]tetrahydropyran;
- 25 4-[(3-((naphth-2-yl)thioxy)phen-1-yl)methoxymethyl]tetrahydropyran;
- 4-[(3-((1,2-dihydro-1-methyl-2-oxoquinolin-6-yl)thioxy)phen-1-yl)methoxymethyl]tetrahydropyran;
- 4-[(3-((naphth-2-yl)thioxy)-5-fluorophen-1-yl)methoxymethyl]-tetrahydropyran;
- 30 4-[(3-((1,2-dihydro-1-methyl-2-oxoquinolin-6-yl)thioxy)-5-fluorophen-1-yl)methoxymethyl]tetrahydropyran;
- E- and Z-O-methyl-4-[(3-((3-(pyridin-2-yl)prop-1-ynyl)methoxy)-5-fluorophen-1-yl)oximino]tetrahydropyran;
- E- and Z-O-methyl-4-[(3-((3-(thiazol-2-yl)prop-1-ynyl)methoxy)-5-fluorophen-1-yl)oximino]tetrahydropyran;
- 35

4-[(3-((3-(pyridin-2-yl)prop-1-ynyl)methoxy)-5-fluorophen-1-yl)-methoxymethyl]tetrahydropyran;

E- and Z-4-[(3-(quionolin-6-yl)methoxyphen-1-yl)oximinomethyl]-tetrahydropyran;

5 E- and Z-4-[(3-(1-methyl-2-oxo-1,2,3,4-tetrahydroquinol-6-yl)methoxyphen-1-yl)oximinomethyl]tetrahydropyran;

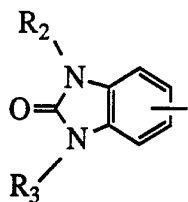
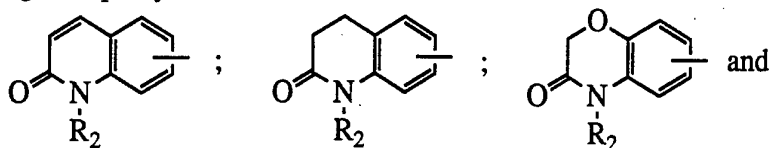
E- and Z-4-[(3-(2,2,4-trimethyl-3-oxo-2,3-dihydro-4*H*-1,4-benzoxazin-7-yl)-methoxyphen-1-yl)oximinomethyl]tetrahydropyran;

4-[(3-(quinoxalin-6-yl)methoxyphen-1-yl)methoxymethyl]tetrahydropyran;

10 4-[(3-(1-methyl-2-oxo-1,2,3,4-tetrahydroquinolin-6-yl)methoxyphen-1-yl)-methoxymethyl]tetrahydropyran;

4-[(3-(1,3-dimethyl-2-oxo-2,3-dihydrobenzimidazol-5-yl)methoxyphen-1-yl)-methoxymethyl]tetrahydropyran;

15 Preferred compounds are those in which Ar is selected from the group consisting of naphthyl;



where R₂ and R₃ are as defined therein.

Particularly preferred compounds of the present invention are:

20 4-[(3-((naphth-2-yl)methoxy)phen-1-yl)methoxymethyl]tetrahydropyran;

4-[(3-((1,2-dihydro-1-methyl-2-oxoquinolin-6-yl)methoxy)phen-1-yl)-methoxymethyl]tetrahydropyran;

E- and Z-4-[(3-(1,2-dihydro-1-methyl-2-oxoquinolin-6-yl)methoxyphen-1-yl)oximinomethyl]tetrahydropyran;

25 E- and Z-*O*-Methyl-4-[(3-((1,2-dihydro-1-methyl-2-oxoquinolin-6-yl)-methoxy)phen-1-yl)oximinomethyl]tetrahydropyran;

E- and Z-*O*-Ethyl-4-[(3-((1,2-dihydro-1-methyl-2-oxoquinolin-6-yl)methoxy)phen-1-yl)oximinomethyl]tetrahydropyran;

E- and Z-O-methyl-[3-((1,2-dihydro-1-methyl-2-oxoquinolin-6-yl)-methoxy)-5-fluorophen-1-yl]oximinomethyl] tetrahydropyran; and E- and Z-4-[3-((1,2-dihydro-1-methyl-2-oxoquinolin-6-yl)methoxy)-5-fluorophen-1-yl]oximinomethyl]tetrahydropyran.

5

Certain compounds of this invention may exist in either *cis* or *trans* or *E* or *Z* isomers with respect to the oxime geometry and in addition to stereoisomeric forms by virtue of the presence of one or more chiral centers. The present invention contemplates all such geometric and stereoisomers, including R- and S-enantiomers, diastereomers, and *cis/trans* or *E/Z* mixtures thereof as falling within the scope of the invention. If a particular enantiomer is desired, it may be prepared by asymmetric synthesis or by derivatization with a chiral auxiliary and the resulting diastereomeric mixture is separated and the auxiliary group cleaved to provide the pure desired enantiomers.

15

Lipoxygenase Inhibition Determination

Inhibition of leukotriene biosynthesis was evaluated in an assay, involving calcium ionophore-induced LTB₄ biosynthesis expressed human whole blood. Human heparinized whole blood was preincubated with test compounds or vehicle for 15 min at 37 °C followed by calcium ionophore A23187 challenge (final concentration of 8.3 μM) and the reaction terminated after 30 min by adding two volumes of methanol containing prostaglandin B₂ as an internal recovery standard. The methanol extract was analyzed for LTB₄ using a commercially available radioimmunoassay.

25 The compounds of this invention inhibit leukotriene biosynthesis as illustrated in Table 1.

Table 1
In Vitro Inhibitory Potencies of Compounds of this Invention
30 Against 5-Lipoxygenase from Stimulated LTB₄ Formation in Human Whole Blood

Example	IC ₅₀ (10 ⁻⁶ M)
1	3.5
2	0.73
6	2.4
7	68% @ 0.39μM

Table 1 (concluded)

9	0.71
10	0.94
11	73% @ 0.39 μ M
12	99% @ 0.78 μ M
13	0.83
14	2.0
15	99.6% @ 0.20 μ M
16	98% @ 0.78 μ M
17	2.90
18	5.2

Pharmaceutical Compositions

The present invention also provides pharmaceutical compositions which comprise compounds of the present invention formulated together with one or more non-toxic pharmaceutically acceptable carriers. The pharmaceutical compositions may be specially formulated for oral administration in solid or liquid form, for parenteral injection, or for rectal administration.

The pharmaceutical compositions of this invention can be administered to humans and other animals orally, rectally, parenterally, intracisternally, intravaginally, intraperitoneally, topically (as by powders, ointments, or drops), buccally, or as an oral or nasal spray. The term "parenteral" administration as used herein refers to modes of administration which include intravenous, intramuscular, intraperitoneal, intrasternal, subcutaneous and intraarticular injection and infusion.

Pharmaceutical compositions of this invention for parenteral injection comprise pharmaceutically acceptable sterile aqueous or nonaqueous solutions, dispersions, suspensions or emulsions as well as sterile powders for reconstitution into sterile injectable solutions or dispersions just prior to use. Examples of suitable aqueous and nonaqueous carriers, diluents, solvents or vehicles include water, ethanol, polyols (such as glycerol, propylene glycol, polyethylene glycol, and the like), and suitable mixtures thereof, vegetable oils (such as olive oil), and injectable organic esters such as ethyl oleate. Proper fluidity can be maintained, for example, by the use of coating materials such as lecithin, by the maintenance of the required particle size in the case of dispersions, and by the use of surfactants.

These compositions may also contain adjuvants such as preservative, wetting agents, emulsifying agents, and dispersing agents. Prevention of the action of

microorganisms may be ensured by the inclusion of various antibacterial and antifungal agents, for example, paraben, chlorobutanol, phenol sorbic acid, and the like. It may also be desirable to include isotonic agents such as sugars, sodium chloride, and the like. Prolonged absorption of the injectable pharmaceutical form may be brought about by the inclusion of agents which delay absorption such as aluminum monostearate and gelatin.

In some cases, in order to prolong the effect of the drug, it is desirable to slow the absorption of the drug from subcutaneous or intramuscular injection. This may be accomplished by the use of a liquid suspension of crystalline or amorphous material with poor water solubility. The rate of absorption of the drug then depends upon its rate of dissolution which, in turn, may depend upon crystal size and crystalline form. Alternatively, delayed absorption of a parenterally administered drug form is accomplished by dissolving or suspending the drug in an oil vehicle.

Injectable depot forms are made by forming microcapsule matrices of the drug in biodegradable polymers such as polylactide-polyglycolide. Depending upon the ratio of drug to polymer and the nature of the particular polymer employed, the rate of drug release can be controlled. Examples of other biodegradable polymers include poly(orthoesters) and poly(anhydrides). Depot injectable formulations are also prepared by entrapping the drug in liposomes or microemulsions which are compatible with body tissues.

The injectable formulations can be sterilized, for example, by filtration through a bacterial-retaining filter, or by incorporating sterilizing agents in the form of sterile solid compositions which can be dissolved or dispersed in sterile water or other sterile injectable medium just prior to use.

Solid dosage forms for oral administration include capsules, tablets, pills, powders, and granules. In such solid dosage forms, the active compound is mixed with at least one inert, pharmaceutically acceptable excipient or carrier such as sodium citrate or dicalcium phosphate and/or a) fillers or extenders such as starches, lactose, sucrose, glucose, mannitol, and silicic acid, b) binders such as, for example, carboxymethylcellulose, alginates, gelatin, polyvinylpyrrolidone, sucrose, and acacia, c) humectants such as glycerol, d) disintegrating agents such as agar-agar, calcium carbonate, potato or tapioca starch, alginic acid, certain silicates, and sodium carbonate, e) solution retarding agents such as paraffin, f) absorption accelerators such as quaternary ammonium compounds, g) wetting agents such as, for example, cetyl alcohol and glycerol monostearate, h) absorbents such as kaolin and bentonite clay, and i) lubricants such as talc, calcium stearate, magnesium stearate, solid

polyethylene glycols, sodium lauryl sulfate, and mixtures thereof. In the case of capsules, tablets and pills, the dosage form may also comprise buffering agents.

5 Solid compositions of a similar type may also be employed as fillers in soft and hard-filled gelatin capsules using such excipients as lactose or milk sugar as well as high molecular weight polyethylene glycols and the like.

The solid dosage forms of tablets, dragees, capsules, pills, and granules can be prepared with coatings and shells such as enteric coatings and other coatings well known in the pharmaceutical formulating art. They may optionally contain opacifying agents and can also be of a composition that they release the active ingredient(s) only, or preferentially, in a certain part of the intestinal tract, optionally, in a delayed
10 manner. Examples of embedding compositions which can be used include polymeric substances and waxes.

The active compounds can also be in micro-encapsulated form, if appropriate, with one or more of the above-mentioned excipients.

15 Liquid dosage forms for oral administration include pharmaceutically acceptable emulsions, solutions, suspensions, syrups and elixirs. In addition to the active compounds, the liquid dosage forms may contain inert diluents commonly used in the art such as, for example, water or other solvents, solubilizing agents and emulsifiers such as ethyl alcohol, isopropyl alcohol, ethyl carbonate, ethyl acetate,
20 benzyl alcohol, benzyl benzoate, propylene glycol, 1,3-butylene glycol, dimethyl formamide, oils (in particular, cottonseed, groundnut, corn, germ, olive, castor, and sesame oils), glycerol, tetrahydrofurfuryl alcohol, polyethylene glycols and fatty acid esters of sorbitan, and mixtures thereof.

Besides inert diluents, the oral compositions can also include adjuvants such as wetting agents, emulsifying and suspending agents, sweetening, flavoring, and
25 perfuming agents.

Suspensions, in addition to the active compounds, may contain suspending agents as, for example, ethoxylated isostearyl alcohols, polyoxyethylene sorbitol and sorbitan esters, microcrystalline cellulose, aluminum metahydroxide, bentonite, agar-
30 agar, and tragacanth, and mixtures thereof.

Compositions for rectal or vaginal administration are preferably suppositories which can be prepared by mixing the compounds of this invention with suitable non-irritating excipients or carriers such as cocoa butter, polyethylene glycol or a suppository wax which are solid at room temperature but liquid at body temperature
35 and therefore melt in the rectum or vaginal cavity and release the active compound.

Compounds of the present invention can also be administered in the form of liposomes. As is known in the art, liposomes are generally derived from phospholipids or other lipid substances. Liposomes are formed by mono- or multi-lamellar hydrated liquid crystals that are dispersed in an aqueous medium. Any non-toxic, physiologically acceptable and metabolizable lipid capable of forming liposomes can be used. The present compositions in liposome form can contain, in addition to a compound of the present invention, stabilizers, preservatives, excipients, and the like. The preferred lipids are the phospholipids and the phosphatidyl cholines (lecithins), both natural and synthetic.

Methods to form liposomes are known in the art. See, for example, Prescott, Ed., Methods in Cell Biology, Volume XIV, Academic Press, New York, N.Y. (1976), p. 33 et seq.

Dosage forms for topical administration of a compound of this invention include powders, sprays, ointments and inhalants. The active compound is mixed under sterile conditions with a pharmaceutically acceptable carrier and any needed preservatives, buffers, or propellants which may be required. Ophthalmic formulations, eye ointments, powders and solutions are also contemplated as being within the scope of this invention.

Actual dosage levels of active ingredients in the pharmaceutical compositions of this invention may be varied so as to obtain an amount of the active compound(s) that is effective to achieve the desired therapeutic response for a particular patient, compositions, and mode of administration. The selected dosage level will depend upon the activity of the particular compound, the route of administration, the severity of the condition being treated, and the condition and prior medical history of the patient being treated. However, it is within the skill of the art to start doses of the compound at levels lower than required for to achieve the desired therapeutic effect and to gradually increase the dosage until the desired effect is achieved.

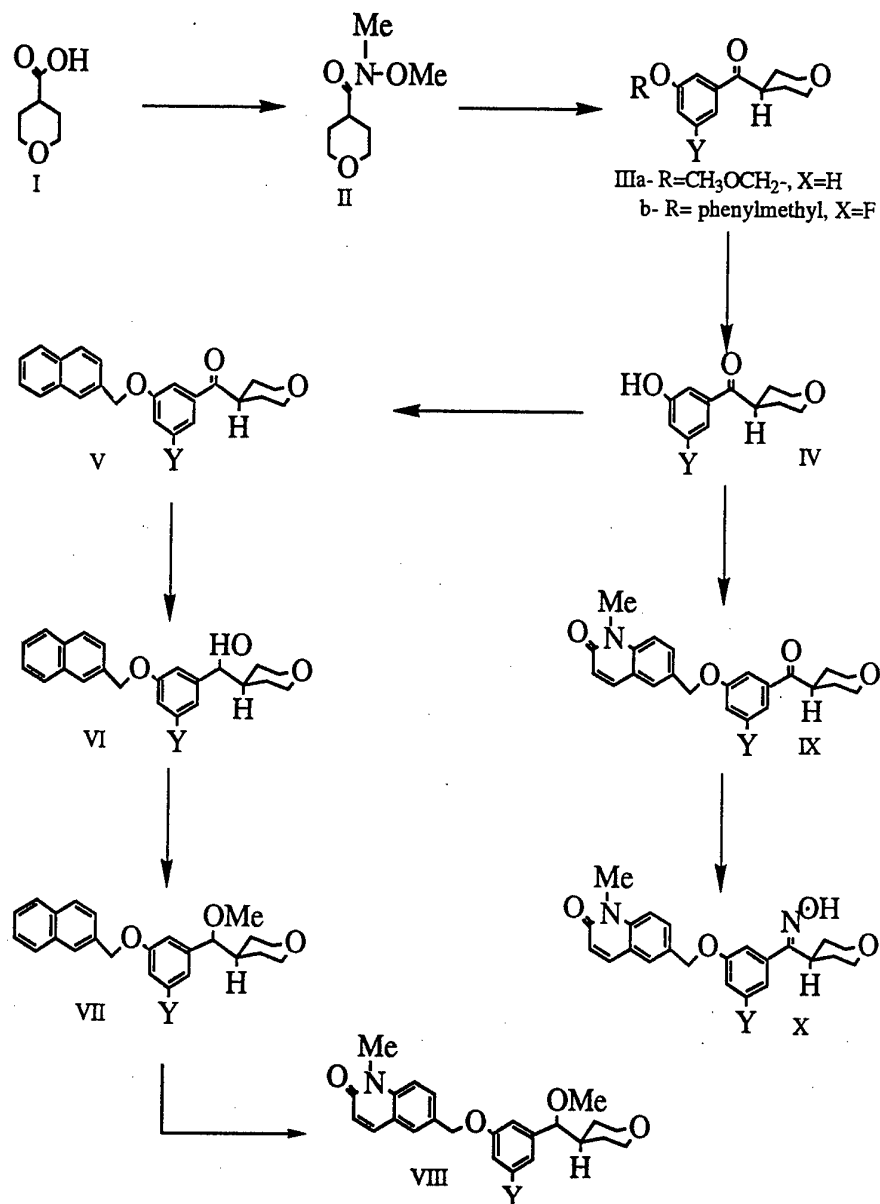
Generally dosage levels of about 1 to about 50, more preferably of about 5 to about 20 mg of active compound per kilogram of body weight per day are administered orally to a mammalian patient. If desired, the effective daily dose may be divided into multiple doses for purposes of administration, e.g. two to four separate doses per day.

Preparation of the Compounds of This Invention

The compounds of this invention can be prepared by a variety of synthetic routes. Representative procedures are outlined as follows.

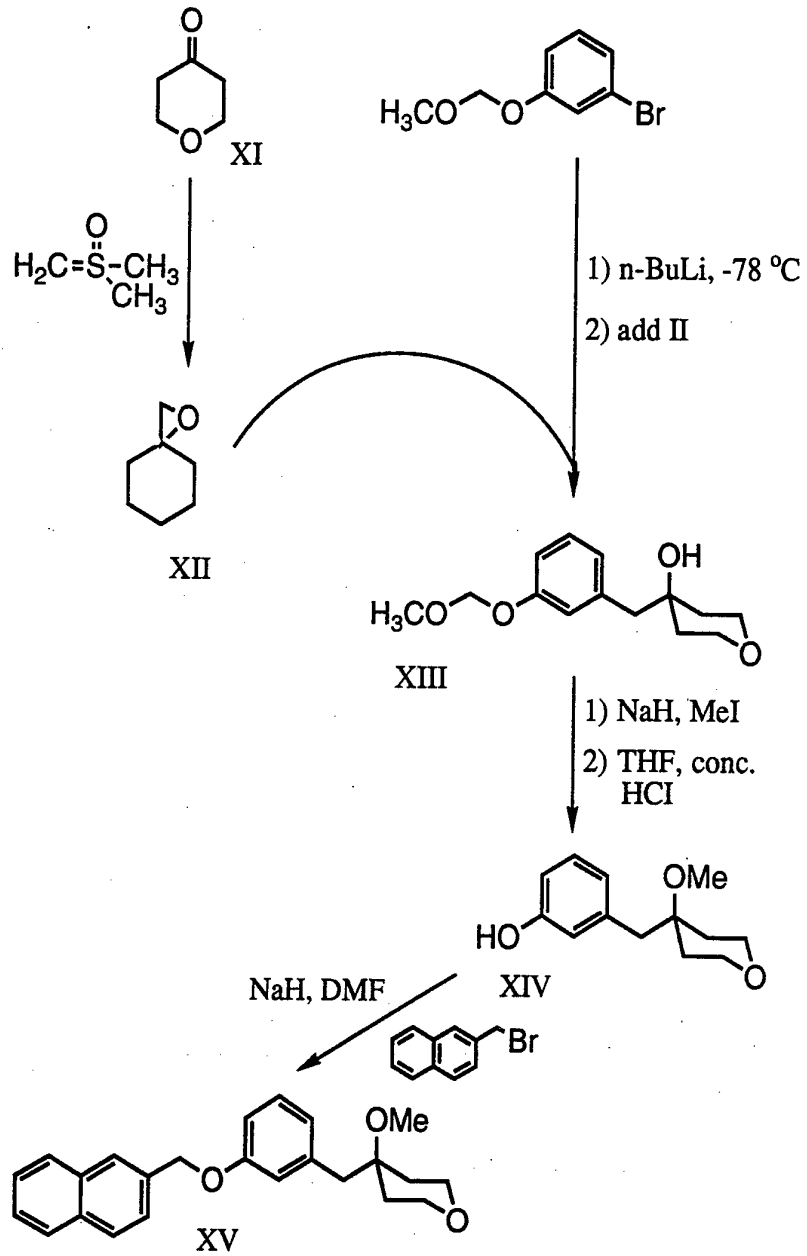
Scheme I illustrates a general synthetic route for the preparation of the
5 compounds of this invention which contain an oxime or alkoxy substituent on the
group A₂. Tetrahydro-4*H*-pyran-4-carboxylic acid (I) is converted first to the
corresponding acid chloride under standard conditions. Treatment with triethylamine
and *N,O*-dimethylhydroxylamine hydrochloride provides the Weinreb amide in
excellent overall yield. Differentially protected aryl lithiums are added to obtain the
10 corresponding ketone III. Hydrogenolysis of IIIb or treatment of IIIa with mineral
acid provides the free phenol. The phenol is alkylated with naphth-2-ylmethyl
chloride to give V. Reduction with NaBH₄ in absolute ethanol and subsequent
methylation with methyl iodide and sodium hydride provides VII. The naphthyl
group can be removed by hydrogenolysis and the phenol alkylated with other
15 electrophiles such as 1,2-dihydro-1-methyl-2-oxo-quinolin-2-ylmethyl bromide to
provide VIII. By application of similar alkylation conditions, the phenol IV can be
converted to IX and the resulting ketone transformed to the oxime as a mixture of
isomers by treatment with the desired O-substituted hydroxylamine hydrochloride in
absolute ethanol with pyridine.

16

Scheme I

- 5 Scheme II illustrates the synthesis of compounds in which the group A2 is methylene. Tetrahydro-4*H*-pyran-4-one (XI) is converted to the corresponding exo-epoxide (XII) (Corey, E.J.; Chaykovsky, M., *Org. Synth.* 49, 78 (1969)). Metallation of 3-methyloxymethylenoxy-bromobenzene and addition to epoxide XII provides the tertiary alcohol (XIII). Methylation of the tertiary alcohol, removal of the
- 10 MOM-protecting group, and alkylation of the phenol were carried out as described in Scheme I.

Scheme II



5 The foregoing may be better understood from the following Examples, which are presented for the purpose of illustration and not intended to limit the scope of the inventive concept.

Example 1Preparation of 4-[3-(naphth-2-yl)methoxyphen-1-yl]hydroxymethyl]tetrahydropyran.Step 1. Tetrahydro-4H-pyran-4-(N,O-dimethyl)carboxamide.

A flask was charged with tetrahydro-4H-pyran-4-carboxylic acid (15.3 g, 118 mmol), prepared according to the method of J. v. Braun and Z. Kohler, *Chem. Ber.*, 50, 1657 (1917), dichloromethane (295 mL), and a stir bar. To the resulting solution was added 1 drop of dry dimethylformamide (DMF) and a solution of oxalyl chloride (15.5 mL, 178 mmol) in dichloromethane (47 mL). The reaction was stirred at ambient temperature for one hour and concentrated *in vacuo*. The resulting slurry was partially dissolved in dichloromethane (20 mL) and concentrated to dryness (2 cycles), then dried briefly under high vacuum. The acid chloride was suspended in dichloromethane (295 mL), cooled to 0° C and a solution of *N,O*-dimethylhydroxylamine hydrochloride (12.7 g, 129 mmol) and pyridine (20.9 mL, 259 mmol) in dichloromethane (50 mL) was added. The reaction was quenched by adding excess 10% aqueous hydrochloric acid and stirring for three hours at ambient temperature. After separating the layers, the organic layer was washed with saturated aqueous NaHCO₃ and brine, dried over MgSO₄, filtered, and concentrated *in vacuo* to provide the corresponding amide as an orange liquid (18.9 g, 92%).

Step 2. 3-methyloxymethoxy-bromobenzene.

To a solution of 3-bromophenol (27.4 g, 158 mmol) in CH₂Cl₂ was added chloromethyl methyl ether (18 mL, 237 mmol). The reaction mixture was cooled to 0° C and diisopropylethylamine (55 mL, 316 mmol) was added and the cold bath was removed. The reaction mixture was stirred for 3 hours at ambient temperature and then poured into 10% aqueous HCl. The layers were separated and the aqueous phase was extracted 4 times with CH₂Cl₂. The combined organic layers were washed once each with saturated aqueous NaHCO₃, 15% aqueous NaOH, and brine, dried over MgSO₄, filtered, and concentrated *in vacuo* to provide 3-methyloxymethoxy-bromobenzene as a yellow oil.

Step 3. 4-[3-(methyloxymethoxyphen-1-yl)oxomethyl]tetrahydropyran.

An oven-dried flask was charged with 3-methoxymethoxy-bromobenzene (2.29 g, 10.62 mmol), prepared as in step 2, freshly dried THF (43 mL), and a stir bar. The flask was fitted with a septum, a nitrogen inlet, and a nitrogen outlet before cooling to -78° C under a flow of nitrogen. To the cooled reaction mixture was added *n*-butyl lithium (4.24 mL, 2.5 M, 10.62 mmol in hexanes). The resulting solution was stirred at -78° C for 0.5 hours after which a solution of tetrahydro-4H-pyran-4-

(*N,O*-dimethyl)carboxamide (1.7 g, 10.62 mmol), prepared as in step 1, in THF (10 mL) was added. The reaction mixture was stirred 0.5 hours at -78°C, 0.5 hours at ambient temperature, and then quenched with water. The reaction mixture was partitioned between water and ethyl acetate. The organic layer was washed with saturated ammonium chloride and brine, dried over MgSO₄, filtered and concentrated *in vacuo* to provide a yellow oil. Pure 4-[3-(methoxymethoxyphen-1-yl)oxomethyl] tetrahydropyran (1.5 g, 57%) was obtained by chromatography on silica gel (30% ethyl acetate/hexanes).

10 Step 4. 4-[3-(hydroxyphen-1-yl)oxomethyl]tetrahydropyran.

The methyloxymethoxy group was removed by treatment of 4-[3-(methyloxymethoxyphen-1-yl)oxomethyl]tetrahydropyran (0.82 g, 3.27 mmol), prepared as in step 3 with concentrated hydrochloric acid (2.45 mL, 0.75 mL/mmol) in THF (13 mL) at ambient temperature for 0.5 hours. The reaction mixture was partitioned between water and ethyl acetate and the aqueous layer was extracted twice with ethyl acetate. The combined organic layers were washed with saturated aqueous sodium bicarbonate and brine, dried over MgSO₄, filtered, and concentrated *in vacuo* to provide 4-[3-(hydroxyphen-1-yl)oxomethyl]tetrahydropyran as a brown solid (0.65 g, 96%) which was used without further purification.

20

Step 5. 4-[3-(naphth-2-yl)methoxyphen-1-yl)oxomethyl]tetrahydropyran.

An oven-dried flask was charged with sodium hydride (0.36 g, 80% dispersion, 11.9 mmol), THF (110 mL), and a stir bar. A solution of 4-[3-(hydroxyphen-1-yl)oxomethyl]tetrahydropyran (2.05 g, 9.95 mmol), prepared as in step 4, in dry DMF (15 mL), was added to the stirred reaction mixture under a stream of nitrogen. After gas evolution ceased 2-bromomethylnaphthalene (2.2 g, 9.95 mmol) was added and the resulting mixture was stirred for one hour at ambient temperature. The reaction was quenched with water and partitioned between water and ethyl acetate. The organic layer was washed with saturated aqueous sodium bicarbonate and brine, dried over MgSO₄, filtered, and concentrated *in vacuo* to provide a yellow oil. Pure 4-[3-(naphth-2-yl)methoxyphen-1-yl)oxomethyl] tetrahydropyran (3.0 g, 87%) was obtained by chromatography on silica gel (30% ethyl acetate/hexanes) as a colorless solid (mp 101-102° C).

35

Step 6. 4-[(3-(naphth-2-yl)methoxyphen-1-yl)hydroxymethyl]tetrahydropyran.

4-[(3-(naphth-2-yl)methoxyphen-1-yl)oxomethyl]tetrahydropyran (200 mg, 0.58 mmol) prepared as in step 5, was treated with NaBH₄ (21.8 mg, 0.58 mmol) in absolute ethanol (5 mL) at ambient temperature for 4 hours. The reaction was
5 partitioned between water and ethyl acetate. The organic layer was washed with saturated aqueous sodium bicarbonate and brine, dried over MgSO₄, filtered, and concentrated *in vacuo* to provide a yellow solid. 4-[(3-(naphth-2-yl)methoxyphen-1-yl)hydroxymethyl]tetrahydropyran (3.0 g, 87%), was obtained by chromatography on silica gel (30% ethyl acetate/hexanes) as a colorless solid. Recrystallization from
10 ethyl acetate provided an analytically pure sample. mp 120-121° C. ¹H NMR (300 MHz, CDCl₃) δ 7.80-7.90 (4H, m), 7.45-7.55 (3H, m), 7.27 (1H, t, J=7 Hz), 6.86-6.98 (3H, m), 5.24 (2H, s), 4.33 (1H, d, J=7 Hz), 3.97 (1H, dd, J= 12, 4.5 Hz), 3.82 (1H, dd, J= 12, 4 Hz), 3.33 (1H, dt, J=12, 12, 1.5 Hz), 3.19 (1H, dt, J=12, 12, 2 Hz), 1.73-1.89 (2H, m), 1.22-1.50 (2H, m), 1.11 (1H, br d, J= 12 Hz). MS
15 366 (M+NH₄)⁺, 348 (M+H)⁺. Analysis calc'd for C₂₃H₂₄O₃: C, 79.38; H, 6.94. Found: C, 79.10; H, 6.83.

Example 2

Preparation of 4-[(3-(naphth-2-yl)methoxyphen-1-yl)methoxymethyl]tetrahydropyran.

4-[(3-(naphth-2-yl)methoxyphenyl)hydroxymethyl]tetrahydropyran (160 mg, 0.46 mmol), prepared according to the method of Example 1, was added slowly to a suspension of sodium hydride (27.5 mg, 0.92 mmol, 80% oil dispersion) in dry THF under a stream of nitrogen. When the gas evolution ceased, methyl iodide (77 μL,
25 1.23 mmol) was added neat, and the reaction mixture was stirred at ambient temperature for five hours. The reaction was quenched with water and partitioned between water and ethyl acetate. The organic layer was washed with brine, dried over MgSO₄, filtered and concentrated *in vacuo* to provide a yellow oil. Purification by chromatography on silica gel (30% ethyl acetate/hexanes) provided 4-[(3-(naphth-2-yl)methoxyphen-1-yl)methoxymethyl]tetrahydropyran (100 mg, 60%). ¹H NMR
30 (300 MHz, CDCl₃) δ 7.80-7.90 (4H, m), 7.45-7.55 (3H, m), 7.27 (1H, t, J=7 Hz), 6.90-6.98 (2H, m), 6.83 (1H, d, J= 7.5 Hz), 5.25 (2H, s), 3.94 (1H, br dd, J= 12, 4.5 Hz), 3.78 (1H, br dd, J= 12, 4 Hz), 3.73 (1H, d, J=7.5 Hz), 3.29 (1H, dt, J=12, 12, 1.5 Hz), 3.18 (3H, s), 3.16 (1H, dt, J=12, 12, 2 Hz), 1.88 (1H, br d, J=13.5 Hz), ca 1.75 (1H, 11 lined multiplet), 1.38 (1H, dq, J=4.5, 12, 12 Hz), 1.23
35 (1H, dq, J=4.5, 12, 12 Hz), 1.03 (1H, br d, J= 12 Hz). MS 380 (M+NH₄), 362

(M+H)⁺. Analysis calc'd for C₂₄H₂₆O₃: C, 79.52; H, 7.23. Found: C, 79.24; H, 7.16.

Example 3

5 Preparation of 4-[(3-(naphth-2-yl)methoxyphen-1-yl)ethyloxymethyl]tetrahydropyran.

The desired compound is prepared according to the method of Example 2, except substituting ethyl iodide for methyl iodide.

10

Example 4.

Preparation of 4-[(3-(naphth-2-yl)methoxyphen-1-yl)allyloxymethyl]tetrahydropyran.

The desired compound is prepared according to the method of Example 2, except substituting allyl iodide for methyl iodide.

15

Example 5

Preparation of 4-[(3-(naphth-2-yl)methoxyphen-1-yl)prop-2-yn-1-yloxymethyl]tetrahydropyran.

The desired compound is prepared according to the method of Example 2, except substituting propargyl bromide for methyl iodide.

20

Example 6

Preparation of 4-[(3-(naphth-2-yl)methoxyphen-1-yl)hydrazinomethyl]tetrahydropyran.

The desired compound was prepared by treatment of 4-[(3-(naphth-2-yl)methoxyphenyl)oxomethyl]tetrahydropyran (50 mg, 0.144 mmol), prepared as in
25 Example 1, steps 1-5, with hydrazine monohydrate (8 μ L, 0.173 mmol) and catalytic acetic acid (2 drops) in ethanol (6 mL) at reflux for 2 hours. The reaction was concentrated *in vacuo* and recrystallized from ethyl acetate to provide the title compound as a colorless solid (50 mg, 95%). mp 145-147° C. ¹H NMR (300 MHz, CDCl₃) δ 7.80-7.90 (4H, m), 7.45-7.55 (3H, m), 7.38 (1H, t, J=7 Hz), 7.05 (1H, ddd, J=9, 2.5, 0.75 Hz), 6.80 (1H, br s), 6.76 (1H, br d, J=7.5 Hz), 5.27 (2H, s), 3.91 (2H, dt, J=12, 3, 3 Hz), 3.33 (2H, m), 2.58 (1H, m), 1.57-1.67 (4H, m). MS 361 (M+H)⁺. Analysis calc'd for C₂₃H₂₄N₂O₂(0.5 H₂O): C, 74.77; H, 6.82; N, 7.58. Found: C, 74.42; H, 6.50; N, 7.31.

Example 7**Preparation of E- and Z-O-methyl-4-[(3-(naphth-2-yl)methoxyphen-1-yl)-oximinomethyl]tetrahydropyran.**

5 The desired compound was prepared by treatment of 4-[(3-(naphth-2-yl)methoxyphen-1-yl)oxomethyl]tetrahydropyran (50 mg, 0.144 mmol), prepared as in Example 1, steps 1-5, with *O*-methylhydroxylamine hydrochloride (14.5 mg, 0.173 mmol), catalytic pyridine (2 drops), and acetic acid (2 drops) in ethanol (6 mL) at reflux for 0.5 hours. The reaction was concentrated *in vacuo* and partitioned
10 between ethyl acetate and water. The organic layer was washed with saturated aqueous sodium bicarbonate and brine, dried over MgSO₄, filtered and concentrated *in vacuo* to provide a colorless solid. Chromatography on silica gel (20% ethyl acetate/hexanes) provided the title compounds (38 mg, 70%) as a colorless solid in a 1:1 ratio of the E:Z isomers. mp 82-85° C. ¹H NMR (300 MHz, CDCl₃) δ 7.80-
15 7.90 (4H, m), 7.45-7.55 (3H, m), 7.25-7.34 (1H, m), 6.95-7.03 (2H, m), 6.84 (1H/2, br s), 6.80 (1H/2, br d, J=7.5 Hz), 5.26 and 5.24 (2H/2, s), 3.94 (3H/2, s), 3.88-3.94 (2H, m), 3.43 (2H/2, dt, J=12, 2 Hz), 3.29-3.45 (1H, m), 2.62 (1H/2, ddd, J=12, 6, 3 Hz), 1.84 (1H, dq, J=12, 12, 12, 4.5 Hz), 1.58-1.68 (3H, m). MS 376 (M+H)⁺. Analysis calc'd for C₂₄H₂₅NO₃: C, 76.77; H, 6.71; N, 3.73.
20 Found: C, 76.65; H, 6.59; N, 3.57.

Example 8**Preparation of E- and Z-4-[(3-(naphth-2-yl)methoxyphen-1-yl)oximinomethyl]tetrahydropyran.**

25 The title compounds were prepared according to the method of Example 7 except substituting hydroxylamine hydrochloride for *O*-methylhydroxylamine hydrochloride to provide a mixture of the title compounds as a colorless solid. The pure geometric isomers were separated by silica gel chromatography. **E-isomer.** mp 152-154° C. ¹H NMR (300 MHz, acetone-D₆) δ 10.18 (1H, s), 8.01 (1H, br s),
30 7.88-7.97 (3H, m), 7.63 (1H, dd, J=9, 2 Hz), 7.47-7.57 (2H, m), 7.27-7.34 (1H, 6-lined m), 7.05-7.11 (2H, m), 7.00 (1H, dt, J=7.5, 1, 1 Hz), 5.34 (2H, s), 3.86 (2H, dd, J=12, 4.5 Hz), 3.52 (1H, tt, J=12, 4.5 Hz), 3.39 (2H, dt, J=3, 12, 12 Hz), 1.83-2.00 (2H, m), 1.58 (2H, br d, J=12 Hz). MS 362 (M+H)⁺, 379 (M+NH₄)⁺. Analysis calc'd for C₂₃H₂₃NO₃(0.20 H₂O): C, 75.68; H, 6.46; N, 3.84. Found: C, 75.74; H, 6.09; N, 4.16.
35

Z-isomer: mp 149-151° C. ¹H NMR (300 MHz, acetone-D₆) δ 9.67 (1H, s), 8.01 (1H, br s), 7.88-7.97 (3H, m), 7.63 (1H, dd, J=9, 2 Hz), 7.47-7.57 (2H, m), 7.33 (1H, t, J=8 Hz), 7.00-7.09 (2H, m), 6.91 (1H, dt, J=7.5, 1, 1 Hz), 5.33 (2H, s), 3.83 (2H, ddd, J=12, 4.5, 3.0 Hz), 3.29 (1H, dt, J=3, 12, 12 Hz), 2.71 (1H, tt, J=4.5, 12 Hz), 1.46-1.68 (4H, m). MS 362 (M+H)⁺, 379 (M+NH₄)⁺. Analysis calc'd for C₂₃H₂₃NO₃(0.20 H₂O): C, 75.68; H, 6.46; N, 3.84. Found: C, 75.74; H, 6.09; N, 4.16.

Example 9

Preparation of 4-[(3-(1,2-dihydro-1-methyl-2-oxoquinolin-6-yl)methoxyphen-1-yl)methoxymethyl]tetrahydropyran.

Step 1. 4-[(3-(1,2-dihydro-1-methyl-2-oxoquinolin-6-yl)methoxyphen-1-yl)oxomethyl]tetrahydropyran.

The desired compound was prepared according to the method of Example 1, step 5, except substituting 1,2-dihydro-1-methyl-2-oxoquinolin-6-yl-methyl bromide, prepared as described in EPA 385-679, for 2-bromomethylnaphthalene.

Step 2. Preparation of 4-[(3-(1,2-dihydro-1-methyl-2-oxoquinolin-6-yl)methoxyphen-1-yl)methoxymethyl]tetrahydropyran.

The desired compound was prepared according to the method of Example 2, except substituting 4-[(3-(1,2-dihydro-1-methyl-2-oxoquinolin-6-yl)methoxyphen-1-yl)oxomethyl]tetrahydropyran, prepared as in step 1, for 4-[(3-(naphth-2-yl)methoxyphen-1-yl)oxomethyl]tetrahydropyran. ¹H NMR (300 MHz, CDCl₃) δ 7.62-7.73 (3H, m), 7.40 (1H, d, J=9 Hz), 7.24-7.33 (1H, m), 6.89-6.94 (2H, m), 6.86 (1H, d, J=7.5 Hz), 6.73 (1H, d, J=9 Hz), 5.13 (2H, s), 3.97 (1H, br dd, J=12, 4.5 Hz), 3.84 (1H, br dd, J=12, 4.5 Hz), 3.76 (1H, d, J=8 Hz), 3.73 (3H, s), 3.33 (1H, dt, J=12, 12, 2.5 Hz), 3.23 (1H, dt, J=12, 12, 4.5 Hz), 1.93 (1H, br d, J=13 Hz), 1.78 (1H, 11 lined m), 1.20-1.48 (3H, m), 1.11 (1H, br d, J=12 Hz); MS 411 (M+NH₄), 394 (M+H)⁺. Analysis calc'd for C₂₄H₂₇NO₄: C, 73.26; H, 6.91; N, 3.55. Found: C, 72.50; H, 6.78; N, 3.52.

30

Example 10

Preparation of 4-[(3-((1,2-dihydro-1-methyl-2-oxoquinolin-6-yl)methoxy)phen-1-yl)methoxymethyl]tetrahydropyran.

The desired compound was prepared according to the method of Example 2, except substituting 4-[(3-(1,2-dihydro-1-methyl-2-oxoquinolin-6-yl)methoxyphen-1-yl)oxomethyl]tetrahydropyran, prepared as in Example 9 step 1, for 4-[(3-(naphth-2-yl)methoxyphen-1-yl)oxomethyl]tetrahydropyran, and substituting chloromethyl

methyl ether for methyl iodide. ^1H NMR (300 MHz, CDCl_3) δ 7.62-7.70 (3H, m), 7.39 (1H, d, $J=9$ Hz), 7.24-7.30 (1H, m), 6.87-6.94 (3H, m), 6.73 (1H, d, $J=9$ Hz), 5.13 (2H, s), 4.52 (1H, AB, $J=6$ Hz), 4.47 (1H, AB, $J=6$ Hz), 4.27 (1H, d, $J=8.5$ Hz), 4.01 (1H, br dd, $J=12, 4.5$ Hz), 3.87 (1H, br dd, $J=12, 4.5$ Hz), 3.74 (3H, s), 3.38 (3H, s), 3.37 (1H, dt, $J=12, 12, 2.5$ Hz), 3.26 (1H, dt, $J=12, 12, 4.5$ Hz), 1.93 (1H, br d, $J=13$ Hz), 1.76 (1H, 11 lined m), 1.46 (1H, dq, $J=13, 13, 13, 4.5$ Hz), 1.32 (1H, dq, $J=13, 13, 13, 4.5$ Hz), 1.11 (1H, br d, $J=12$ Hz). MS 441 ($\text{M}+\text{NH}_4$), 424 ($\text{M}+\text{H}$) $^+$. Analysis calc'd for $\text{C}_{25}\text{H}_{29}\text{NO}_5(0.6 \text{H}_2\text{O})$: C, 69.14; H, 7.01; N, 3.22. Found: C, 68.90; H, 6.52; N, 3.11.

10

Example 11

Preparation of E- and Z-4-[(3-((1,2-dihydro-1-methyl-2-oxoquinolin-6-yl)methoxy)phen-1-yl)oximinomethyl]tetrahydropyran.

A 1:1 ratio of E and Z isomers was obtained according to the method of Example 8, except substituting 4-[(3-(1,2-dihydro-1-methyl-2-oxoquinolin-6-yl)methoxyphen-1-yl)oxomethyl]tetrahydropyran, prepared as in Example 9 step 1, for 4-[(3-(naphth-2-yl)methoxyphen-1-yl)oxomethyl]tetrahydropyran. Partial separation was achieved by chromatography over silica gel using 80% ethyl acetate/carbon tetrachloride as the eluant and combining pure fractions early and late in the elution of the product. The more mobile spot was assigned as the E-isomer and the more polar spot was assigned as the Z-isomer.

E-isomer (Example 11a). mp 148-149°C. ^1H NMR (300 MHz, CDCl_3) δ 7.60-7.72 (3H, m), 7.45-7.55 (3H, m), 7.39 (1H, d, $J=9$ Hz), 7.25-7.33 (1H, m), 7.00 (1H, AB, $J=4$ Hz), 6.97 (1H, AB, $J=4$ Hz), 6.73 (1H, d, $J=9.5$ Hz), 5.14 (2H, s), 3.98 (2H, br dd, $J=13, 4.5$ Hz), 3.73 (3H, s), 3.55 (1H, tt, $J=13, 13, 4.5, 4.5$ Hz), 3.48 (2H, dt, $J=2, 13, 13$ Hz), 1.89 (2H, dq, $J=4.5, 13, 13, 13$ Hz), 1.67 (2H, br d, $J=13$ Hz). MS 393 ($\text{M}+\text{H}$) $^+$. Analysis calc'd for $\text{C}_{23}\text{H}_{24}\text{N}_2\text{O}_4$: C, 70.39; H, 6.16; N, 7.14. Found: C, 70.25; H, 5.98; N, 6.95.

Z-isomer (Example 11b). mp 184-185°C. ^1H NMR (300 MHz, CDCl_3) δ 7.60-7.72 (3H, m), 7.25-7.53 (3H, m), 6.85-7.03 (3H, m), 6.73 (1H, d, $J=9.5$ Hz), 5.14 (2H, s), 3.98 (2H, br m), 3.73 (3H, s), 3.37-3.60 (2H, m), 2.70 (1H, m), 1.89 (2H, dq, $J=4.5, 13, 13, 13$ Hz), 1.68 (2H, br m). MS 393 ($\text{M}+\text{H}$) $^+$. Analysis calc'd for $\text{C}_{23}\text{H}_{24}\text{N}_2\text{O}_4$: C, 70.39; H, 6.16; N, 7.14. Found: C, 70.25; H, 5.98; N, 6.95.

35

Example 12**Preparation of E- and Z-O-Methyl-4-[(3-((1,2-dihydro-1-methyl-2-oxoquinolin-6-yl)methoxy)phen-1-yl)oximinomethyl]tetrahydropyran.**

The desired compound was prepared according to the method of Example 7, except substituting 4-[(3-(1,2-dihydro-1-methyl-2-oxoquinolin-6-yl)methoxyphen-1-yl)oxomethyl]tetrahydropyran, prepared as in Example 9 step 1, for 4-[(3-(naphth-2-yl)methoxyphen-1-yl)4-oxomethyl]tetrahydropyran. Purification by silica gel chromatography yielded the title compounds as a colorless oil in a 1:1 ratio of the E:Z isomers (58 mg, 54%). ¹H NMR (300 MHz, CDCl₃) δ 7.60-7.72 (3H, m), 7.25-7.42 (2H, m), 6.80-7.00 (3H, m), 6.73 (1H, d, J=9.5 Hz), 5.14 and 5.12 (2H, 2s), 3.94-3.98 (2H, m), 3.93 (1.5H, s), 3.70 (1.5H, s), 3.34-3.50 (2.5H, m), 2.68 (0.5H, br pentet, J=8 Hz), 1.89 (1H, dq, J=4.5, 13, 13, 13 Hz), 1.60-1.72 (3H, m). MS 407 (M+H)⁺. Analysis calc'd for C₂₄H₂₆N₂O₄: C, 70.92; H, 6.45; N, 6.89. Found: C, 70.83; H, 6.48; N, 6.80.

15

Example 13**Preparation of E- and Z-O-Ethyl-4-[(3-((1,2-dihydro-1-methyl-2-oxoquinolin-6-yl)methoxy)phen-1-yl)oximinomethyl]tetrahydropyran.**

The desired compound was prepared according to the method of Example 7, except substituting 4-[(3-(1,2-dihydro-1-methyl-2-oxoquinolin-6-yl)methoxyphen-1-yl)oxomethyl]tetrahydropyran, prepared as in Example 9 step 1, for 4-[(3-(naphth-2-yl)methoxyphen-1-yl)oxomethyl]tetrahydropyran, and substituting *O*-ethylhydroxylamine hydrochloride for *O*-methyl-hydroxylamine hydrochloride. Purification by silica gel chromatography (5% methanol/ethyl acetate) yielded the title compounds as a colorless oil in a 1:1 ratio of the E:Z isomers (87 mg, 77%). ¹H NMR (300 MHz, CDCl₃) δ 7.60-7.72 (3H, m), 7.25-7.42 (2H, m), 6.80-7.00 (3H, m), 6.73 (1H, d, J=9.5 Hz), 5.14 and 5.12 (2H total, 2s), 4.19 and 4.06 (2H total, 2q, J=7 Hz), 3.74 (3H, s), 3.35-3.51 (2.5H, m), 2.68 (0.5H, br pentet, J=8 Hz), 1.90 (1H, dq, J=4.5, 13, 13, 13 Hz), 1.60-1.72 (3H, m), 1.31 and 1.19 (3H total, 2t, J=7 Hz). MS 421 (M+H)⁺. Analysis calc'd for C₂₅H₂₈N₂O₄: C, 71.41; H, 6.71; N, 6.66. Found: C, 71.29; H, 6.74; N, 6.78.

35

Example 14Preparation of 4-methoxy-4-[(3-((naphth-2-yl)methoxy)phen-1-yl)methyl]-tetrahydropyran.Step 1. spiro[oxirane-1,4'-4'H-tetrahydropyran].

5 Tetrahydro-4*H*-pyran-4-one (5.0 g, 49.9 mmol) was reacted with the sodium anion of trimethylsulfoxonium iodide (12.6 g, 57.4 mmol) according to the procedure of Corey, E.J, and Chaykovsky, M, *Org. Synth.*, 49, 78, (1969) to provide the corresponding exo-epoxide as a liquid. Distillation (bp 61-62°C) provided the pure epoxide (3.6 g, 58%).

10

Step 2. 4-hydroxy-4-[(3-(methyloxymethoxy)phen-1-yl)methyl]tetrahydropyran.

3-methyloxymethoxy-bromobenzene (928 mg, 4.3 mmol) was treated with *n*-butyllithium (2.5 M solution in hexanes, 1.7 mL, 4.3 mmol) at -78°C as described in Example 1, step 3. The -78° C lithium anion solution was transferred to a -78° C
15 solution of BF₃Et₂O (0.559 mL, 4.3 mmol) in freshly dried THF (30 mL). A solution of spiro[oxirane-1,4'-4'H-tetrahydropyran] (0.5 g, 4.3 mmol), prepared as in step 1, in THF (3 mL) was added to the anion solution and the resulting solution was stirred 1.5 hours at -78° C and then overnight at -10° C under a nitrogen atmosphere. The reaction was quenched by the addition of excess saturated aqueous
20 sodium bicarbonate. The volatiles were removed *in vacuo* and the resulting aqueous solution was extracted with ether (5x, 30 mL). The combined organic layers were washed twice with brine, dried over MgSO₄, filtered, and concentrated *in vacuo* to provide a cloudy oil. Purification by chromatography on silica gel (35 g, 20% ethyl acetate/hexanes) provided 4-hydroxy-4-[(3-(methyloxymethoxy)phen-1-yl)methyl]
25 tetrahydropyran (326 mg, 30%).

Step 3. 4-methoxy-4-[(3-(methyloxymethoxy)phen-1-yl)methyl]tetrahydropyran.

The desired compound was prepared according to the method of Example 2, except substituting 4-hydroxy-4-[(3-(methyloxymethoxy)phen-1-yl)methyl]-
30 tetrahydropyran (295 mg, 1.18 mmol), prepared as in step 2, for 4-[(3-(naphth-2-yl)methoxyphen-1-yl)hydroxymethyl]tetrahydropyran. Chromatography on silica gel (30% ethyl acetate/hexanes) provided 4-methoxy-4-[(3-(methyloxymethoxy)phen-1-yl)methyl]tetrahydropyran (156 mg, 50%).

35

Step 4. 4-methoxy-4-[(3-hydroxyphen-1-yl)methyl]tetrahydropyran.

The desired compound was prepared according to the method of Example 1, step 4, except substituting 4-methoxy-4-[(3-(methyloxymethoxyphen-1-yl)methyl]tetrahydropyran (150 mg, 0.568 mmol) for 4-[3-(methyloxymethoxyphen-1-yl)oxomethyl]tetrahydropyran. 4-methoxy-4-[(3-hydroxyphen-1-yl)methyl]tetrahydropyran (40 mg, 32%) was obtained by silica gel chromatography using 50% ethyl acetate/hexanes as the eluant.

Step 5. 4-methoxy-4-[(3-(naphth-2-yl)methoxyphen-1-yl)methyl]tetrahydropyran.

The desired compound was prepared according to the method of Example 1, step 5 except substituting 4-methoxy-4-[(3-hydroxyphen-1-yl)methyl]tetrahydropyran (150 mg, 0.568 mmol), prepared as in step 4, for 4-[3-(hydroxyphen-1-yl)oxomethyl]tetrahydropyran. Silica gel chromatography using 30% ethyl acetate/hexanes as the eluant provided 4-methoxy-4-[(3-(naphth-2-yl)methoxyphen-1-yl)methyl]tetrahydropyran (39 mg, 59%). ¹H NMR (300 MHz, CDCl₃) δ 7.80-7.90 (4H, m), 7.45-7.55 (3H, m), 7.27 (1H, t, J=7 Hz), 6.88 (1H, dd, J=7.5, 3 Hz), 6.73-6.82 (2H, d, m), 5.22 (2H, s), 3.62 (4H, br dd, J=4.5, 6.5 Hz), 3.29 (3H, s), 2.73 (2H, s), 1.54 (4H, br dd, J=4.5, 6.5 Hz). MS 380 (M+NH₄)⁺. Analysis calc'd for C₂₄H₂₆O₃: C, 79.53; H, 7.23. Found: C, 79.39; H, 6.96.

Example 15

Preparation of E- and Z-O-methyl-[(3-((1,2-dihydro-1-methyl-2-oxoquinolin-6-yl)methoxy)-5-fluorophen-1-yl)oximinomethyl] tetrahydropyran.

Step 1. 3-benzyloxy-5-fluorobromobenzene.

Sodium hydride (80% oil dispersion, 6.0 g, 201 mmol) was added slowly to a solution of benzyl alcohol (16 mL, 155 mmol) in THF (310 mL) at 0°C. DMF (300 mL) was added slowly and the reaction mixture was stirred until all of the NaH dissolved and gas evolution ceased. A solution of 1-bromo-3,5-difluorobenzene (30 g, 155 mmol) in THF (30 mL) was added and the reaction mixture was stirred for 30 min at ambient temperature. The reaction was quenched with saturated aqueous NH₄Cl, and the reaction mixture was extracted 3 times with ethyl acetate. The combined organic layers were washed with saturated aqueous NH₄Cl and brine, dried over MgSO₄, filtered, and concentrated *in vacuo* to give a yellow liquid. 3-benzyloxy-5-fluorobromobenzene (28 g) was isolated by chromatography on silica gel (5% ethyl acetate, hexanes).

Step 2. 4-[(3-benzyloxy-5-fluorophen-1-yl)oxomethyl]tetrahydropyran.

The desired compound was prepared according to the method of Example 1, step 3 except substituting 3-benzyloxy-5-fluorobromobenzene for 3-methoxymethoxy-bromobenzene.

5

Step 3. 4-[(3-hydroxy-5-fluorophen-1-yl)oxomethyl]tetrahydropyran.

To a suspension of palladium on carbon (1.5 g) in ethanol (30 mL) under N₂ was added a solution of 4-[(3-benzyloxy-5-fluorophen-1-yl)oxomethyl]tetrahydropyran (3.7 g, 12 mmol) in ethanol (70 mL). The reaction mixture was flushed three times with hydrogen, was then stirred for three hours under positive hydrogen pressure. The reaction mixture was flushed with N₂, filtered through a pad of celite, and concentrated *in vacuo* to yield 4-[(3-hydroxy-5-fluorophen-1-yl)oxomethyl]tetrahydropyran (2.17 g, 81%) as a white powder which was used without further purification.

15

Step 4. 4-[(3-((1,2-dihydro-1-methyl-2-oxoquinolin-6-yl)methoxy)-5-fluorophen-1-yl)oxomethyl]tetrahydropyran.

The desired compound was prepared according to the method of Example 1, step 5, except substituting 1,2-dihydro-1-methyl-2-oxoquinolin-6-yl-methyl bromide, prepared as described in EPA 385-679, for 2-bromomethylnaphthalene, substituting 4-[(3-hydroxy-5-fluorophen-1-yl)oxomethyl]tetrahydropyran, prepared as in step 3, for 4-[3-(hydroxyphen-1-yl)oxomethyl]tetrahydropyran, and substituting DMF for THF.

Step 5. E- and Z-O-methyl-[(3-((1,2-dihydro-1-methyl-2-oxoquinolin-6-yl)methoxy)-5-fluorophen-1-yl)oximinomethyl] tetrahydropyran.

The desired compound was prepared according to the method of Example 7 except substituting 4-[(3-((1,2-dihydro-1-methyl-2-oxoquinolin-6-yl)methoxy)-5-fluorophen-1-yl)oxomethyl]tetrahydropyran, prepared as in step 4 for 4-[(3-(naphth-2-yl)methoxyphen-1-yl)oxomethyl]tetrahydropyran. E- and Z-O-methyl-[(3-((1,2-dihydro-1-methyl-2-oxoquinolin-6-yl)methoxy)-5-fluorophen-1-yl)oximinomethyl] tetrahydropyran was isolated as a 1:1 mixture of geometrical isomers. ¹H NMR (300 MHz, CDCl₃) δ 7.60-7.72 (3H, m), 7.40 (1H, d, J=9 Hz), 6.52-6.80 (4H, m), 5.03 and 4.98 (2H, 2s), 3.94-3.98 (2H, m), 3.95 (1.5H, s), 3.80 (1.5H, s), 3.73 (3H, s), 3.34-3.51 (2.5H, m), 2.64 (0.5H, br pentet, J=8 Hz), 1.89 (1H, dq, J=4.5, 13, 13, 13 Hz), 1.60-1.72 (3H, m). MS 425 (M+H)⁺, 442 (M+NH₄)⁺. Analysis calc'd

35

for $C_{24}H_{25}FN_2O_4(0.25 H_2O)$: C, 67.20; H, 5.99; N, 6.53. Found: C, 67.30; H, 5.68; N, 6.23.

Example 16

5 Preparation of E- and Z-4-[(3-((1,2-dihydro-1-methyl-2-oxoquinolin-6-yl)methoxy)-5-fluorophen-1-yl)oximinomethyl]tetrahydropyran.

The desired compound was prepared according to the method of Example 8, except substituting 4-[(3-((1,2-dihydro-1-methyl-2-oxoquinolin-6-yl)methoxy)-5-fluorophen-1-yl)oxomethyl]tetrahydropyran, prepared as in Example 15, steps 1-4,
10 for 4-[(3-(naphth-2-yl)methoxyphen-1-yl)oxomethyl]tetrahydropyran. E- and Z-4-[(3-((1,2-dihydro-1-methyl-2-oxoquinolin-6-yl)methoxy)-5-fluorophen-1-yl)oximinomethyl]tetrahydropyran was isolated as a 2:3 mixture of E:Z isomers. 1H NMR (300 MHz, acetone- D_6) δ 7.86 (1H, d, J=9.5 Hz), 7.82 (1H, d, J=1 Hz), 7.74 (1H, dd, J=9, 2 Hz), 7.56 (1H, d, J=9 Hz), 6.68-6.90 (3H, m), 6.61 (1H, d, J=9.5
15 Hz), 5.28 and 5.24 (0.7H and 1.3H, 2s), 3.82-3.92 (2H, m), 3.68 (3H, s), 3.29-3.50 (3H, m), 1.50-1.70 (4H, m). MS 411 (M+H) $^+$, 428 (M+NH $_4$) $^+$. Analysis calc'd for $C_{23}H_{23}FN_2O_4$: C, 67.31; H, 5.64; N, 6.82. Found: C, 66.96; H, 5.64; N, 6.64.

20

Example 17

Preparation of E- and Z-O-methyl-3-methyl-3-[(3-((naphth-2-yl)methoxy)-5-fluorophen-1-yl)oximinomethyl]oxetane.

Step 1. 3-methyloxetane-3-carboxaldehyde.

Pyridinium chlorochromate (31.6 g, 147 mmol) was added to a mixture of 3-
25 methyl-3-oxetanemethanol (10 g, 97.9 mmol) and molecular sieves (97.9 g) in CH_2Cl_2 . The reaction mixture was stirred for 45 min at ambient temperature. The dark-brown suspension was filtered through a pad of florasil and the filtrate was concentrated in vacuo. 3-methyloxetane-3-carboxaldehyde (4.11 g) was isolated by chromatography on silica gel (ethyl acetate).

30

Step 2. 3-methyl-3-[(3-benzyloxy-5-fluorophen-1-yl)hydroxymethyl]oxetane.

The desired compound was prepared according to the method of Example 1, step 3 except substituting 3-benzyloxy-5-fluorobromobenzene for 3-methoxymethoxy-bromobenzene, and substituting 3-methyloxetane-3-carboxaldehyde
35 for tetrahydro-4H-pyran-4-(N,O-dimethyl)carboxamide.

Step 3. 3-methyl-3-[(3-benzyloxy-5-fluorophen-1-yl)oxomethyl]oxetane.

To a solution of 3-methyl-3-[(3-benzyloxy-5-fluorophen-1-yl)hydroxymethyl]oxetane (1.85 g, 6.1 mmol) in acetone (27 mL) was added a solution of $K_2Cr_2O_7$ (1.64 g), and concentrated H_2SO_4 (1.2 mL) in H_2O (10 mL).
5 The reaction mixture was stirred for 3.5 hours at ambient temperature and was then partitioned between ethyl acetate and H_2O . The aqueous phase was extracted three times with ethyl acetate. The combined organic layers were neutralized with saturated aqueous $NaHCO_3$, washed with brine, and concentrated *in vacuo* to provide 3-methyl-3-[(3-benzyloxy-5-fluorophen-1-yl)oxomethyl]oxetane (1.9 g) as a yellow oil
10 which was used without further purification.

Step 4. 3-methyl-3-[(3-hydroxy-5-fluorophen-1-yl)oxomethyl]oxetane.

The desired compound was prepared according to the method of Example 15, step 3, except substituting 3-methyl-3-[(3-benzyloxy-5-fluorophen-1-yl)oxomethyl]oxetane, prepared as in step 3, for 4-[(3-benzyloxy-5-fluorophen-1-yl)oxomethyl]-tetrahydropyran.
15

Step 5. 3-methyl-3-[(3-((naphth-2-yl)methoxy)-5-fluorophen-1-yl)oxomethyl]oxetane.

20 The desired compound was prepared according to the method of Example 1, step 5 except substituting 3-methyl-3-[(3-hydroxy-5-fluorophen-1-yl)oxomethyl]oxetane, prepared as in step 4, for 4-[3-(hydroxyphen-1-yl)oxomethyl]-tetrahydropyran.

Step 6. E- and Z-O-methyl-3-methyl-3-[(3-((naphth-2-yl)methoxy)-5-fluorophen-1-yl)oximinomethyl]oxetane.

The desired compound was prepared according to the method of Example 7 except substituting 3-methyl-3-[(3-((naphth-2-yl)methoxy)-5-fluorophen-1-yl)oxomethyl]oxetane, prepared as in step 5, for 4-[(3-(naphth-2-yl)methoxyphen-1-yl)oxomethyl]tetrahydropyran. E- and Z-O-Methyl-3-methyl-3-[(3-((naphth-2-yl)methoxy)-5-fluorophen-1-yl)oximinomethyl]oxetane was isolated as a 2:1 mixture
30 of E:Z isomers. 1H NMR (300 MHz, acetone- D_6) δ 8.01 (1H, br s), 7.89-7.98 (3H, m), 7.63 (1H, dt, J=9, 2, 2 Hz), 7.50-7.57 (2H, m), 6.93 and 6.91 (1H, 2 dt, J=10.5, 3, 3 Hz), 6.81 and 6.70 (1H, 2br t, J= 1.5 Hz), 6.75 and 6.59 (1H, 2 ddd, J=9, 2, 1 Hz), 5.38 and 5.36 (2H, 2 s), 4.99 and 4.63 (2H, d, J= 6 Hz), 4.28 and
35 4.22 (2H, d, J= 6 Hz), 3.92 and 3.77 (3H, 2 s), 1.82 and 1.52 (3H, 2 s). MS 380

(M+H)⁺, 397 (M+NH₄)⁺. Analysis calc'd for C₂₃H₂₂FNO₃: C, 72.81; H, 5.84; N, 3.69. Found: C, 72.55; H, 5.55; N, 3.53.

Example 18

5 Preparation of E- and Z-3-methyl-3-[(3-((naphth-2-yl)methoxy)-5-fluorophen-1-yl)-oximinomethyl]oxetane.

The desired compound was prepared according to the method of Example 8, except substituting 3-methyl-3-[(3-((naphth-2-yl)methoxy)-5-fluorophen-1-yl)oxomethyl]oxetane, prepared as in Example 17, steps 1-5, for 4-[(3-((naphth-2-yl)methoxy)phen-1-yl)oxomethyl]tetrahydropyran. E- and Z-3-methyl-3-[(3-((naphth-2-yl)methoxy)-5-fluorophen-1-yl)-oximinomethyl]oxetane was isolated as a 1:1 mixture of E:Z isomers. ¹H NMR (300 MHz, CDCl₃) δ 7.83-7.91 (4H, m), 7.48-7.55 (3H, m), 7.13 (1H, br t, J=1 Hz), 6.62-7.03 (2H, 4 sets of overlapping m), 5.24 and 5.22 (2H, 2 s), 4.70 (4H/2, AB, J= 8 Hz), 4.37 (4H/2, AB, J= 8 Hz), 4.39 (2H/2, AB, J= 8 Hz), 4.18 (2H/2, AB, J= 8 Hz), 3.82 (2H/2, AB, J= 11.5 Hz), 3.68 (2H/2, AB, J= 11.5 Hz), 1.88 and 1.37 (3H, 2 s). MS 366 (M+H)⁺, 383 (M+NH₄)⁺. Analysis calc'd for C₂₂H₂₀FNO₃(0.25 H₂O): C, 71.43; H, 5.51; N, 3.78. Found: C, 71.50; H, 5.39; N, 3.68.

20

Example 19

Preparation of E- and Z-3-[(3-((naphth-2-yl)methoxy)-5-fluorophen-1-yl)-oximinomethyl]oxetane.

Step 1. 3-[(3-((naphth-2-yl)methoxy)-5-fluorophen-1-yl)oxomethyl]oxetane.

The desired compound is prepared according to the method of Example 17, steps 1-5, except substituting 3-oxetanemethanol for 3-methyloxetane-3-methanol.

Step 2. E- and Z-3-[(3-((naphth-2-yl)methoxy)-5-fluorophen-1-yl)oximinomethyl]oxetane.

The desired compound is prepared according to the method of Example 18, except substituting 3-[(3-((naphth-2-yl)methoxy)-5-fluorophen-1-yl)oxomethyl]oxetane, prepared as in step 1, for 4-[(3-((naphth-2-yl)methoxy)phen-1-yl)oxomethyl]tetrahydropyran.

35

Example 20

Preparation of E- and Z-O-methyl-[3-((naphth-2-yl)methoxy)-5-fluorophen-1-yl]oximinomethyl]oxetane.

The desired compound is prepared according to the method of Example 7
5 except substituting 3-[3-((naphth-2-yl)methoxy)-5-fluorophen-1-yl]oxomethyl]-
oxetane, prepared as in Example 19, step 1, for 4-[3-(naphth-2-yl)methoxyphen-1-
yl]oxomethyl]tetrahydropyran.

Example 21

10 Preparation of E- and Z-3-[3-((1,2-dihydro-1-methyl-2-oxoquinolin-6-yl)methoxy)-5-fluorophen-1-yl]oximinomethyl]oxetane.

Step 1. 3-[3-((1,2-dihydro-1-methyl-2-oxoquinolin-6-yl)methoxy)-5-fluorophen-1-yl]oxomethyl]oxetane.

The desired compound is prepared according to the method of Example 17,
15 steps 1-5 except substituting 3-oxetanemethanol for 3-methyl-3-oxetanemethanol, and
substituting 1,2-dihydro-1-methyl-2-oxoquinolin-6-yl-methyl bromide, prepared as
described in EPA 385-679, for 2-bromomethylnaphthalene.

20 Step 2. E- and Z-3-[3-((1,2-dihydro-1-methyl-2-oxoquinolin-6-yl)methoxy)-5-fluorophen-1-yl]oximinomethyl]oxetane.

The desired compound is prepared according to the method of Example 18,
except substituting 3-[3-((1,2-dihydro-1-methyl-2-oxoquinolin-6-yl)methoxy)-5-
fluorophen-1-yl]oxomethyl]oxetane, prepared as in step 1, for 4-[3-(naphth-2-
yl)methoxyphen-1-yl]oxomethyl]tetrahydropyran.

25

Example 22

Preparation of E- and Z-O-methyl-3-[3-((1,2-dihydro-1-methyl-2-oxoquinolin-6-yl)methoxy)-5-fluorophen-1-yl]oximinomethyl]oxetane.

The desired compound is prepared according to the method of Example 7
30 except substituting 3-[3-((1,2-dihydro-1-methyl-2-oxoquinolin-6-yl)methoxy)-5-
fluorophen-1-yl]oxomethyl]oxetane, prepared as in Example 21, step 1, for 4-[3-(
naphth-2-yl)methoxyphen-1-yl]oxomethyl]tetrahydropyran.

35

Example 23

Preparation of E and Z-4-[(3-((naphth-2-yl)thioxy)phen-1-yl)oximinomethyl]-tetrahydropyran.

Step 1. 4-[(3-thioxy)phen-1-yl]oxomethyl]tetrahydropyran.

5 The desired compound is prepared according to the method of Example 1, step 3, except substituting 3-bromothiophenol for 3-methoxymethoxybromobenzene and using 2 equivalents of *n*-BuLi.

Step 2. 4-[(3-((naphth-2-yl)thioxy)phen-1-yl)oxomethyl]tetrahydropyran.

10 The desired compound is prepared by reaction of 2-iodonaphthalene and 4-[(3-thioxy)phen-1-yl]oxomethyl]tetrahydropyran, prepared as in step 1, in the presence of copper(I) chloride.

Step 3. E and Z-4-[(3-((naphth-2-yl)thioxy)phen-1-yl)oximinomethyl]-tetrahydropyran.

15 The desired compound was prepared according to the method of Example 8, except substituting 4-[(3-((naphth-2-yl)thioxy)phen-1-yl)oxomethyl]tetrahydropyran, prepared as in step 2, for 4-[(3-(naphth-2-yl)methoxyphen-1-yl)oxomethyl]tetrahydropyran.

20

Example 24

Preparation of E and Z-O-methyl-4-[(3-((naphth-2-yl)thioxy)phen-1-yl)-oximinomethyl]tetrahydropyran.

25 The desired compound is prepared according to the method of Example 7 except substituting 4-[(3-((naphth-2-yl)thioxy)phen-1-yl)oxomethyl]tetrahydropyran, prepared as in Example 23, step 2, for 4-[(3-(naphth-2-yl)methoxyphen-1-yl)oxomethyl]tetrahydropyran.

Example 25

30 Preparation of E- and Z-4-[(3-((1,2-dihydro-1-methyl-2-oxoquinolin-6-yl)thioxy)phen-1-yl)oximinomethyl]tetrahydropyran.

Step 1. 4-[(3-((1,2-dihydro-1-methyl-2-oxoquinolin-6-yl)thioxy)phen-1-yl)oxomethyl]tetrahydropyran.

35 The desired compound is prepared according to the method of Example 23, step 2, except substituting 6-iodo-3-1,2-dihydro-1-methyl-2-oxoquinoline, prepared as described in EPA 420 511, for 2-iodonaphthalene.

Step 2. E- and Z-4-[(3-((1,2-dihydro-1-methyl-2-oxoquinolin-6-yl)thioxy)phen-1-yl)oximinomethyl]tetrahydropyran.

The desired compound was prepared according to the method of Example 8, except substituting 4-[(3-((1,2-dihydro-1-methyl-2-oxoquinolin-6-yl)thioxy)-5-fluorophen-1-yl)oxomethyl]tetrahydropyran, prepared as in step 1, for 4-[(3-(naphth-2-yl)methoxyphen-1-yl)oxomethyl]tetrahydropyran.

Example 26

Preparation of E- and Z-O-methyl-4-[(3-((1,2-dihydro-1-methyl-2-oxoquinolin-6-yl)thioxy)phen-1-yl)oximinomethyl]tetrahydropyran.

The desired compound is prepared according to the method of Example 7 except substituting 4-[(3-((1,2-dihydro-1-methyl-2-oxoquinolin-6-yl)thioxy)-5-fluorophen-1-yl)oxomethyl]tetrahydropyran, prepared as in Example 25, step 1, for 4-[(3-(naphth-2-yl)methoxyphen-1-yl)oxomethyl]tetrahydropyran.

Example 27

Preparation of E- and Z-4-[(3-((naphth-2-yl)thioxy)-5-fluorophen-1-yl)oximinomethyl]tetrahydropyran.

Step 1. 3-thiophenoxy-5-fluorobromobenzene.

The desired compound was prepared according to the method of Example 15, step 1, except substituting thiophenol for benzyl alcohol.

Step 2. 3-thioxy-5-fluoro-bromobenzene.

The desired compound is prepared by treatment of 3-thiophenoxy-5-fluoro-bromobenzene with trifluoroacetic acid and phenol at 30° C for two hours.

Step 3. E- and Z-4-[(3-((naphth-2-yl)thioxy)-5-fluorophen-1-yl)oximinomethyl]tetrahydropyran.

The desired compound is prepared according to the method of Example 23, except substituting 3-thioxy-5-fluoro-bromobenzene for 3-bromothiophenol.

Example 28Preparation of E- and Z-O-methyl-4-[(3-((naphth-2-yl)thioxy)-5-fluorophen-1-yl)-oximinomethyl]tetrahydropyran.

The desired compound is prepared according to the method of Example 7
5 except substituting 4-[(3-9(naphth-2-yl)thioxy)-5-fluorophen-1-yl)oxomethyl]tetrahydropyran, prepared as in Example 27, for 4-[(3-(naphth-2-yl)methoxy)phen-1-yl)oxomethyl]tetrahydropyran.

Example 29

10 Preparation of E- and Z-4-[(3-((1,2-dihydro-1-methyl-2-oxoquinolin-6-yl)thioxy)-5-fluorophen-1-yl)oximinomethyl]tetrahydropyran.

The desired compound is prepared according to the method of Example 25,
except substituting 3-thioxy-5-fluoro-bromobenzene, prepared as in Example 27, steps
1 and 2, for 3-bromothiophenol.

15

Example 30Preparation of E- and Z-O methyl-4-[(3-((1,2-dihydro-1-methyl-2-oxoquinolin-6-yl)thioxy)-5-fluorophen-1-yl)oximinomethyl]tetrahydropyran.

The desired compound is prepared according to the method of Example 7
20 except substituting 4-[(3-((1,2-dihydro-1-methyl-2-oxoquinolin-6-yl)thioxy)-5-fluorophen-1-yl)oxomethyl]tetrahydropyran, prepared as in Example 29, for 4-[(3-(naphth-2-yl)methoxyphen-1-yl)oxomethyl]tetrahydropyran.

Example 31

25 Preparation of 4-[(3-((naphth-2-yl)thioxy)phen-1-yl)methoxymethyl]-tetrahydropyran.

Step 1. 4-[(3-((naphth-2-yl)thioxy)phen-1-yl)hydroxymethyl]tetrahydropyran.

The desired compound is prepared according to the method of Example 1, step
6, except substituting 4-[(3-((naphth-2-yl)thioxy)phen-1-yl)oxomethyl]-
30 tetrahydropyran, prepared as in Example 23, step 2, for 4[(3-(naphth-2-yl)methoxyphen-1-yl)oxomethyl]tetrahydropyran.

Step 2. 4-[(3-((naphth-2-yl)thioxy)phen-1-yl)methoxymethyl]tetrahydropyran.

The desired compound is prepared according to the method of Example 2,
35 except substituting 4-[(3-((naphth-2-yl)thioxy)phen-1-yl)hydroxymethyl]-

tetrahydropyran, prepared as in step 1, for [(3-(naphth-2-yl)methoxyphen-1-yl)hydroxymethyl]tetrahydropyran.

Example 32

5 Preparation of 4-[(3-((1,2-dihydro-1-methyl-2-oxoquinolin-6-yl)thioxy)phen-1-yl)methoxymethyl]tetrahydropyran.

The desired compound is prepared according to the method of Example 31, except substituting 4-[(3-((1,2-dihydro-1-methyl-2-oxoquinolin-6-yl)thioxy)phen-1-yl)oxomethyl]tetrahydropyran, prepared as in Example 25, step 1, for 4-[(3-((naphth-
10 2-yl)thioxy)phen-1-yl)oxomethyl]tetrahydropyran.

Example 33

Preparation of 4-[(3-((naphth-2-yl)thioxy)-5-fluorophen-1-yl)methoxymethyl]-tetrahydropyran.

15 The desired compound is prepared according to the method of Example 31, except substituting 4-[(3-((naphth-2-yl)thioxy)-5-fluorophen-1-yl)oxomethyl]tetrahydropyran, prepared as in Example 27, for 4[(3-(naphth-2-yl)methoxyphen-1-yl)oxomethyl]tetrahydropyran.

Example 34

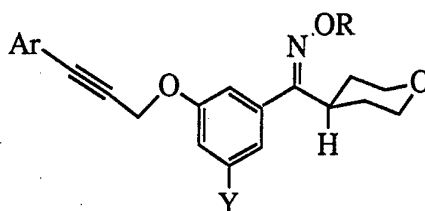
20 Preparation of 4-[(3-((1,2-dihydro-1-methyl-2-oxoquinolin-6-yl)thioxy)-5-fluorophen-1-yl)methoxymethyl]tetrahydropyran.

The desired compound is prepared according to the method of Example 31, except substituting 4-[(3-((1,2-dihydro-1-methyl-2-oxoquinolin-6-yl)thioxy)-5-
25 fluorophen-1-yl)oxomethyl]tetrahydropyran, prepared as in Example 25, step 1, for 4-[(3-((naphth-2-yl)thioxy)phen-1-yl)oxomethyl]tetrahydropyran.

The compounds represented in Table 2 are prepared by alkylation of appropriate alcohol, obtained as described in Examples 1 (X=H), or 15 (X=F) with the requisite 3-heteroaryl-prop-2-yn-yl halide which was prepared as described in the
30 patent literature (EP-385-663, Crawley, G. C.), followed by conversion to the desired oxime as described in Examples 7 (R=Me), or 8 (R=H).

Table 2

Novel Aryl- and Heteroarylacetylene Substituted Oxime Ethers



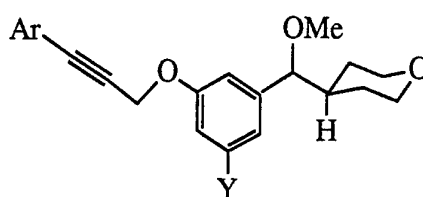
5

Example	R	Y	Ar
35	H	H	-2-pyridyl
36	Me	F	-2-pyridyl
37	Me	H	-3-pyridyl
38	H	F	-3-pyridyl
39	H	H	-4-pyridyl
40	Me	F	-4-pyridyl
41	Me	H	-2-furyl
42	H	F	-2-furyl
43	H	H	-3-furyl
44	Me	F	-3-furyl
45	H	H	-2-thienyl
46	Me	F	-2-thienyl
47	Me	H	-3-thienyl
48	H	F	-3-thienyl
49	H	H	-2-benzo[b]thienyl
50	Me	F	-2-benzo[b]thienyl
51	Me	H	-2-benzo[b]furyl
52	H	F	-2-benzo[b]furyl
53	H	H	-2-thiazolyl
54	Me	F	-2-thiazolyl
55	Me	H	-2-imidazolyl
56	H	F	-2-imidazolyl
57	H	H	-2-pyrimidyl
58	Me	F	-2-pyrimidyl

The compounds represented in Table 3 are prepared by alkylation of appropriate alcohol, obtained as described in Examples 1 (X=H), or 15 (X=F) with the requisite 3-heteroaryl-prop-2-yn-yl halide which was prepared as described in the patent literature (EP-385-663, Crawley, G. C.), followed by reduction of the ketone and alkylation of the resulting alcohol as described in Examples 1 and 2.

Table 3

Novel Aryl- and Heteroarylacetylene Substituted Methine Ethers



10

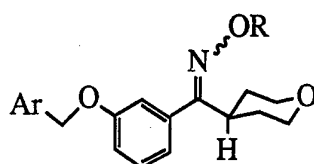
Example	Y	Ar
59	H	-2-pyridyl
60	F	-2-pyridyl
61	H	-3-pyridyl
62	F	-3-pyridyl
63	H	-4-pyridyl
64	F	-4-pyridyl
65	H	-2-furyl
66	F	-2-furyl
67	H	-3-furyl
68	F	-3-furyl
69	H	-2-thienyl
70	F	-2-thienyl
71	H	-3-thienyl
72	F	-3-thienyl
73	H	-2-benzo[b]thienyl
74	F	-2-benzo[b]thienyl
75	H	-2-benzo[b]furyl
76	F	-2-benzo[b]furyl
77	H	-2-thiazolyl
78	F	-2-thiazolyl

79	H	-2-imidazolyl
80	F	-2-imidazolyl
81	H	-2-pyrimidyl
82	F	-2-pyrimidyl

The compounds represented in Table 4 are prepared according to the method of Example 1, except substituting the requisite arylmethyl halide for 2-bromomethylnaphthalene followed by conversion to the desired oxime as described in
 5 Examples 7 (R=Me), or 8 (R=H).

Table 4

Novel Aryl- and Heteroarylmethoxy Substituted Oxime Ethers



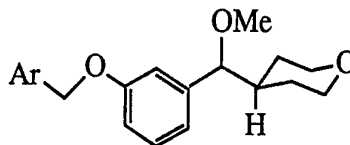
10

Example	R	Ar
83	H	-quinoxalin-6-yl
84	Me	-quinoxalin-6-yl
85	H	-quinolin-6-yl
86	Me	-quinolin-6-yl
87	H	1-methyl-2-oxo-1,2,3,4-tetrahydroquinolin-6-yl
88	Me	1-methyl-2-oxo-1,2,3,4-tetrahydroquinolin-6-yl
89	H	2,2,4-trimethyl-3-oxo-2,3-dihydro-4H-1,4-benzoxazin-7-yl
90	Me	2,2,4-trimethyl-3-oxo-2,3-dihydro-4H-1,4-benzoxazin-7-yl
91	H	1,3-dimethyl-2-oxo-2,3-dihydrobenzimidazol-5-yl
92	Me	1,3-dimethyl-2-oxo-2,3-dihydrobenzimidazol-5-yl

The compounds represented in Table 5 are prepared according to the method of Example 2, except substituting the desired ketone for 4-[3-((naphth-2-yl)methoxyphen-1-yl)oxomethyl]tetrahydropyran.
 15

Table 5

Novel Substituted Aryl- and Heteroaryl- Methine Ethers

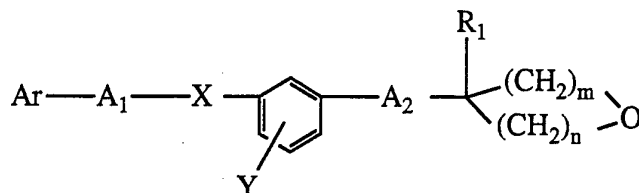


5

Example	Ar
93	-quinoxalin-6-yl
94	-quinolin-6-yl
95	1,2-dihydro- <i>N</i> -methyl-2-oxo-quinolin-6-yl
96	1-methyl-2-oxo-1,2,3,4-tetrahydroquinolin-6-yl
97	2,2,4-trimethyl-3-oxo-2,3-dihydro-4 <i>H</i> -1,4-benzoxazin-7-yl
98	1,3-dimethyl-2-oxo-2,3-dihydrobenzimidazol-5-yl

WE CLAIM

1. A compound having the structure

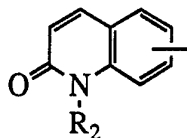


5 or a pharmaceutically acceptable salt thereof wherein

Ar is selected from the group consisting of

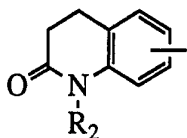
- 10 (a) carbocyclic aryl, optionally substituted with
alkyl of from one to six carbon atoms,
haloalkyl of from one to six carbon atoms,
alkoxy of from one to six carbon atoms, or
halogen;
- 15 (b) 5- or 6-membered heterocyclic aryl, optionally substituted with
alkyl of from one to six carbon atoms,
haloalkyl of from one to six carbon atoms,
alkoxy of from one to six carbon atoms, or
halogen;
- 20 (c) 10-membered bicyclic heterocyclic aryl containing one or two
nitrogen atoms, optionally substituted with
alkyl of from one to six carbon atoms,
haloalkyl of from one to six carbon atoms,
alkoxy of from one to six carbon atoms, or
halogen;
- 25 (d) benzo[b]furyl, optionally substituted with
alkyl of from one to six carbon atoms,
haloalkyl of from one to six carbon atoms,
alkoxy of from one to six carbon atoms, or
halogen;
- 30 (e) benzo[b]thienyl, optionally substituted with
alkyl of from one to six carbon atoms,
haloalkyl of from one to six carbon atoms,
alkoxy of from one to six carbon atoms, or
halogen;

(f)

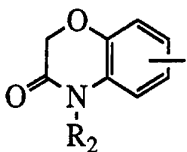


35

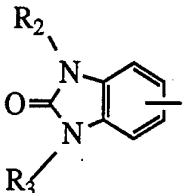
(g)



(h)



(i)



40

wherein R_2 and R_3 are independently hydrogen or alkyl of from one to four carbon atoms;

A_1 is a valence bond or is propynylene or methylene;

X is selected from the group consisting of O, S, SO_2 , or NR_2 , where R_2 is as defined above;

45

Y is selected from the group consisting of

hydrogen,

alkyl of from one to six carbon atoms,

haloalkyl of from one to six carbon atoms,

50

alkoxy of from one to six carbon atoms, and

halogen;

A_2 is selected from the group consisting of



55

wherein R_4 is selected from the group consisting of

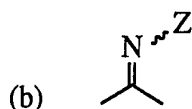
hydrogen,

alkyl of from one to four carbon atoms,

alkenyl of from three to six carbon atoms,

alkynyl of from three to six carbon atoms, and

60 alkoxyalkyl in which the alkoxy and alkyl groups can
independently contain from one to four carbon atoms;



65 wherein Z is selected from the group consisting of OR₅ and
NR₅, where R₅ is selected from the group consisting of
hydrogen and alkyl of from one to four carbon atoms;
and


(c) methylene;

70 **R**₁ is selected from the group consisting of hydrogen, alkyl of from one to
four carbon atoms, and OR₅ where R₅ is as defined above;

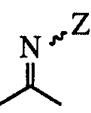
m is 1 or 2; and

n is 1 or 2.

2. A compound as defined in Claim 1 or a pharmaceutically acceptable salt
thereof wherein

A₂ is  where R₃ is defined therein.

3. A compound as defined in Claim 1, or a pharmaceutically acceptable salt
thereof wherein

A₂ is  where Z is OR⁵ where R⁵ is as defined therein.

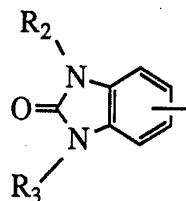
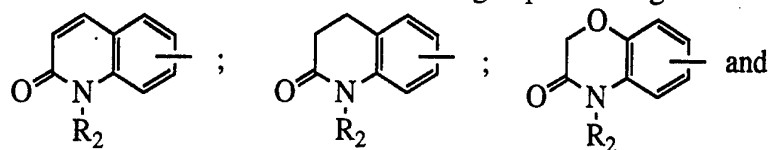
5

4. A compound as defined in Claim 1, or a pharmaceutically acceptable salt
thereof wherein **A**₂ is methylene.

5. A compound as defined in Claim 1, or a pharmaceutically acceptable salt
thereof wherein **Ar** is optionally substituted naphthyl.

5

6. A compound as defined in Claim 1, or a pharmaceutically acceptable salt thereof wherein Ar is selected from the group consisting of



where R₂ and R₃ are as defined therein.

7. A compound or pharmaceutically acceptable salt thereof selected from the group consisting of
- 4-[(3-((naphth-2-yl)methoxy)phen-1-yl)hydroxymethyl]tetrahydropyran
- 4-[(3-((naphth-2-yl)methoxy)phen-1-yl)methoxymethyl]tetrahydropyran;
- 5 4-[(3-((1,2-dihydro-1-methyl-2-oxoquinolin-6-yl)methoxy)phen-1-yl)-methoxymethyl]tetrahydropyran;
- 4-[(3-((1,2-dihydro-1-methyl-2-oxoquinolin-6-yl)methoxy)phen-1-yl)-methoxymethoxymethyl]tetrahydropyran;
- 4-methoxy-4-[(3-((naphth-2-yl)methoxy)phen-1-yl)methyl]tetrahydropyran;
- 10 4-[(3-((naphth-2-yl)methoxy)phen-1-yl)hydrazinomethyl]tetrahydropyran;
- E- and Z-O-methyl-4-[(3-((naphth-2-yl)methoxy)phen-1-yl)oximinomethyl]-tetrahydropyran;
- E- and Z-4-[(3-((naphth-2-yl)methoxy)phen-1-yl)oximinomethyl]-tetrahydropyran;
- 15 E- and Z-4-[(3-((1,2-dihydro-1-methyl-2-oxoquinolin-6-yl)methoxy)phen-1-yl)oximinomethyl]tetrahydropyran;
- E- and Z-O-methyl-4-[(3-((1,2-dihydro-1-methyl-2-oxoquinolin-6-yl)methoxy)phen-1-yl)oximinomethyl]tetrahydropyran;
- E- and Z-O-ethyl-4-[(3-((1,2-dihydro-1-methyl-2-oxoquinolin-6-yl)methoxy)phen-1-yl)oximinomethyl]tetrahydropyran;
- 20 E- and Z-O-methyl-[(3-((1,2-dihydro-1-methyl-2-oxoquinolin-6-yl)methoxy)-5-fluorophen-1-yl)oximinomethyl] tetrahydropyran;
- E- and Z-4-[(3-((1,2-dihydro-1-methyl-2-oxoquinolin-6-yl)methoxy)-5-fluorophen-1-yl)oximinomethyl]tetrahydropyran;

- 25 E- and Z-*O*-methyl-3-methyl-3-[(3-((naphth-2-yl)methoxy)-5-fluorophen-1-yl)oximinomethyl]oxetane;
E- and Z-3-methyl-3-[(3-((naphth-2-yl)methoxy)-5-fluorophen-1-yl)-oximinomethyl]oxetane;
8. A pharmaceutical composition for inhibiting 5-lipoxygenase enzyme activity comprising a therapeutically effective amount of a compound as defined by Claim 1 in combination with a pharmaceutically acceptable carrier.
9. A method of inhibiting 5-lipoxygenase enzyme activity comprising administering to a mammal in need of such treatment a therapeutically effective amount of a compound as defined by Claim 1.

INTERNATIONAL SEARCH REPORT

International application No.
PCT/US93/08094

A. CLASSIFICATION OF SUBJECT MATTER

IPC(5) : Please See Extra Sheet.

US CL : Please See Extra Sheet.

According to International Patent Classification (IPC) or to both national classification and IPC

B. FIELDS SEARCHED

Minimum documentation searched (classification system followed by classification symbols)

U.S. : Please See Extra Sheet.

Documentation searched other than minimum documentation to the extent that such documents are included in the fields searched

Electronic data base consulted during the international search (name of data base and, where practicable, search terms used)

Chemical Abstract Online Structure Search.

C. DOCUMENTS CONSIDERED TO BE RELEVANT

Category*	Citation of document, with indication, where appropriate, of the relevant passages	Relevant to claim No.
A	US, A 5,217,978 (BIRD) 08 JUNE 1983, See entire document,	1 - 9
A	US, A 5,250,690 (TURNER, ET AL.) 05 OCTOBER 1993, See entire document	1 - 9

Further documents are listed in the continuation of Box C. See patent family annex.

<p>* Special categories of cited documents:</p> <p>"A" document defining the general state of the art which is not considered to be part of particular relevance</p> <p>"E" earlier document published on or after the international filing date</p> <p>"L" document which may throw doubts on priority claim(s) or which is cited to establish the publication date of another citation or other special reason (as specified)</p> <p>"O" document referring to an oral disclosure, use, exhibition or other means</p> <p>"P" document published prior to the international filing date but later than the priority date claimed</p>	<p>"T" later document published after the international filing date or priority date and not in conflict with the application but cited to understand the principle or theory underlying the invention</p> <p>"X" document of particular relevance; the claimed invention cannot be considered novel or cannot be considered to involve an inventive step when the document is taken alone</p> <p>"Y" document of particular relevance; the claimed invention cannot be considered to involve an inventive step when the document is combined with one or more other such documents, such combination being obvious to a person skilled in the art</p> <p>"&" document member of the same patent family</p>
---	---

<p>Date of the actual completion of the international search</p> <p style="text-align: center;">22 NOVEMBER 1993</p>	<p>Date of mailing of the international search report</p> <p style="text-align: center;">7 5 DEC 1993</p>
<p>Name and mailing address of the ISA/US Commissioner of Patents and Trademarks Box PCT Washington, D.C. 20231</p> <p>Facsimile No. NOT APPLICABLE</p>	<p>Authorized officer</p> <p style="text-align: center;"><i>James H. Turnipseed</i></p> <p style="text-align: center;">JAMES H. TURNIPSEED</p> <p>Telephone No. (703) 308-1235</p>

INTERNATIONAL SEARCH REPORT

International application No.
PCT/US93/08094

A. CLASSIFICATION OF SUBJECT MATTER:

IPC (5):

A61K 31/335, 31/34, 31/35, 31/38, 31/415, 31/425, 31/44, 31/47, 31/ 505, 31/535; C07D 305/06, 307/14, 307/20, 309/06, 405/10, 413/10, 417/10.

A. CLASSIFICATION OF SUBJECT MATTER:

US CL :

514/230.2, 249, 269, 312, 336, 365, 374, 387, 443, 444, 449, 459, 469, 471; 544/105, 335, 354; 546/157, 158, 268, 283; 548/205, 305, 336; 549/58, 60, 407, 414, 419, 426, 475, 495, 510.

INTERNATIONAL SEARCH REPORT

International application No.
PCT/US93/08094

B. FIELDS SEARCHED

Minimum documentation searched
Classification System: U.S.

514/230.2, 249, 269, 312, 336, 365, 374, 387, 443, 444, 449, 459, 469, 471; 544/105, 335, 354; 546/157, 158, 268, 283; 548/205, 305, 336; 549/58, 60, 407, 414, 419, 426, 475, 495, 510.