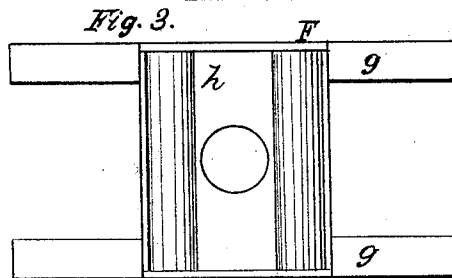
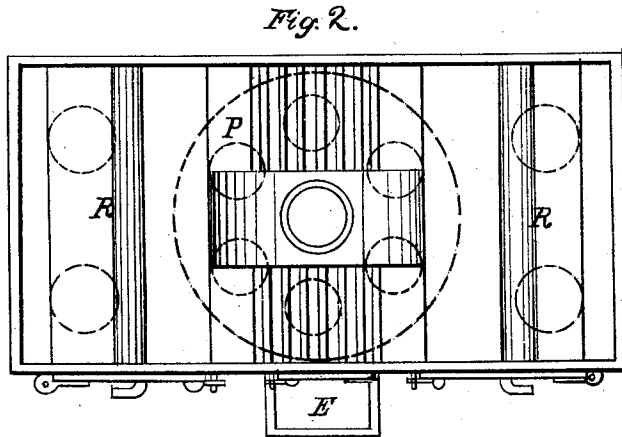
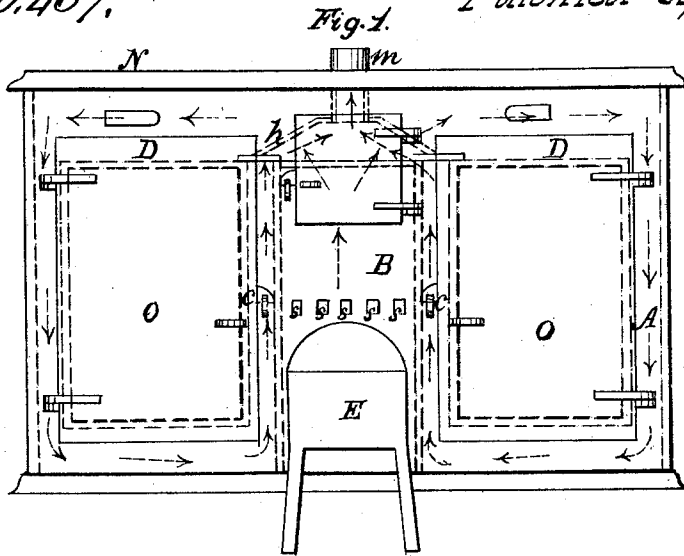


W. H. Graham,

Cook Stove.

No. 70,437.

Patented Apr. 7. 1868.



Witnesses:

*F. Schmann
Jno. A. Ellis*

Inventor

W. H. Graham

Per

*J. H. Alexander & Co.
attys.*

United States Patent Office.

WILLIAM H. GRAHAM, OF LA CROSSE, WISCONSIN.

Letters Patent No. 76,437, dated April 7, 1868.

IMPROVEMENT IN COOKING-RANGES.

The Schedule referred to in these Letters Patent and making part of the same.

TO ALL WHOM IT MAY CONCERN:

Be it known that I, WILLIAM H. GRAHAM, of the city of La Crosse, and State of Wisconsin, have invented certain new and useful Improvements in Cooking-Stoves; and I hereby declare that the following is a true, full, and exact description of the same, reference being had to the accompanying drawings, and to the letters of reference marked thereon. In the annexed drawings, which make a part of this specification—

Figure 1 represents a front elevation of my stove.

Figure 2 is a plan view of the same.

Figure 3 is an inverted plan view of the top of fire-box.

The letter A designates the body of my stove, which is oblong in form, with the doors to the ovens at the side. The stove A has two lateral partitions, *c*. These partitions divide the said stove into three compartments, the centre compartment constituting the fire-box B, and the other two the ovens D, which are furnished with the doors O. The fire-box B is supplied with the grate-bars, *s*, beneath which is placed the ash-pan E. Between the sides of the fire-box B and the sides of the ovens, an open space is left, through which the heat is distributed, in the manner indicated by the arrows in fig. 1. F represents the adjustable top to the fire-box, with a hole in its centre, for receiving a stove-pipe. It will be remarked that the top, F, is composed of two metal plates, *g*, connected together by a third plate, *h*, which is concave at the under surface. The plate *h* is formed with a flange on each side, which rests on a convex sheet of metal connecting the two sides of the fire-box. It will be observed that the concavity of plate *h* extends to the middle of the spaces between the ovens and the fire-box B, so as to allow the products of combustion to pass from the above-mentioned spaces or flues into the pipe *m*. N represents the top of the stove, and as the sides and ends of said stove are higher than the partitions that go to form the fire-box and ovens, a sufficient space will be left between the top and the ovens to admit a free passage to the products of combustion from one end of the stove to the other. When it is desirable to arrest the passage of the products of combustion, the dampers R will be turned to a vertical position, for the aforesaid purpose.

It will be seen that the adjustable top F has an open space at each end, through which the products of combustion can pass and act directly upon the top, N, which is supplied with the usual openings to receive utensils for cooking, a number of these openings being made in the circular lid P, and others directly over the ovens D.

The advantages of my cooking-stove consist in the mode of equalizing the heat, and in consuming a large proportion of the smoke from wood or coal.

By a reference to the arrows, in fig. 1, the mode of operation will be seen. The products of combustion will first pass upward to the openings between the plates *g* into the space between the ovens D and top, N, and after making a complete circuit around the ovens D, as indicated by the arrows, will find egress through the concave at the bottom of plate *h*, and thence to pipe *m*.

Having thus described my invention, what I claim, and desire to secure by Letters Patent, is—

1. The adjustable fire-box top F, constructed with a concavity on the under side of plate *h*, for the purpose of allowing the products of combustion to pass from the chambers around the ovens to the pipe, substantially as described.

2. I claim, also, the circular lid P, provided with receptacles for cooking-utensils, arranged in combination with fire-box F of a cooking-range, substantially as set forth.

In testimony that I claim the above, I affix my signature in presence of two witnesses.

W. H. GRAHAM.

Witnesses:

WM. S. BURROUGHS,

JAMES I. LYNDEN.