

(19) World Intellectual Property Organization
International Bureau



(43) International Publication Date
27 March 2008 (27.03.2008)

PCT

(10) International Publication Number
WO 2008/036730 A1

(51) International Patent Classification:
H04L 27/26 (2006.01)

(74) Agents: MENDELSON, Steve et al.; 1500 John F. Kennedy Boulevard, Suite 405, Philadelphia, PA 19102 (US).

(21) International Application Number:
PCT/US2007/078879

(81) Designated States (unless otherwise indicated, for every kind of national protection available): AE, AG, AL, AM, AT, AU, AZ, BA, BB, BG, BH, BR, BW, BY, BZ, CA, CH, CN, CO, CR, CU, CZ, DE, DK, DM, DO, DZ, EC, EE, EG, ES, FI, GB, GD, GE, GH, GM, GT, HN, HR, HU, ID, IL, IN, IS, JP, KE, KG, KM, KN, KP, KR, KZ, LA, LC, LK, LR, LS, LT, LU, LY, MA, MD, ME, MG, MK, MN, MW, MX, MY, MZ, NA, NG, NI, NO, NZ, OM, PG, PH, PL, PT, RO, RS, RU, SC, SD, SE, SG, SK, SL, SM, SV, SY, TJ, TM, TN, TR, TT, TZ, UA, UG, US, UZ, VC, VN, ZA, ZM, ZW.

(22) International Filing Date:
19 September 2007 (19.09.2007)

(25) Filing Language: English

(26) Publication Language: English

(30) Priority Data:
60/826,158 19 September 2006 (19.09.2006) US
60/875,270 15 December 2006 (15.12.2006) US

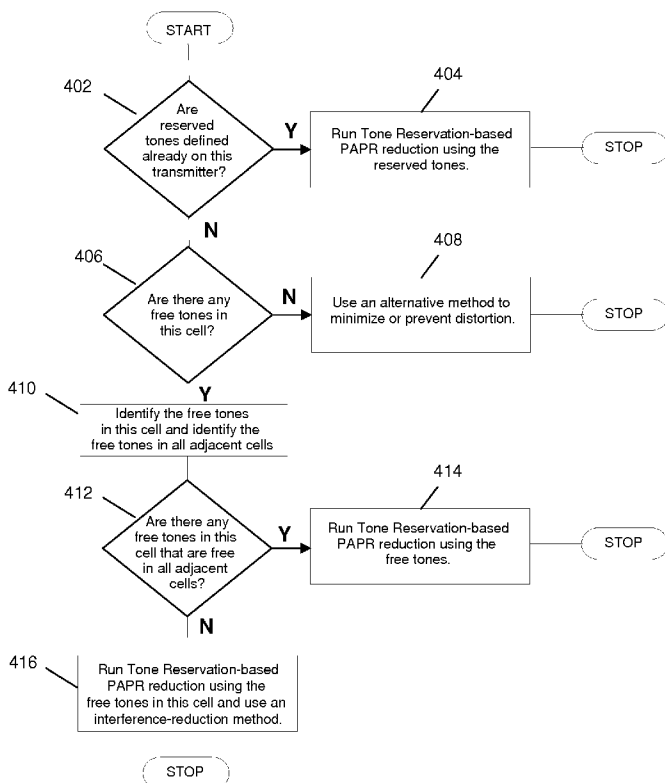
(71) Applicant (for all designated States except US): **AGERE SYSTEMS INC.** [US/US]; 1110 American Parkway Ne, Allentown, PA 18109 (US).

(84) Designated States (unless otherwise indicated, for every kind of regional protection available): ARIPO (BW, GH, GM, KE, LS, MW, MZ, NA, SD, SL, SZ, TZ, UG, ZM, ZW), Eurasian (AM, AZ, BY, KG, KZ, MD, RU, TJ, TM), European (AT, BE, BG, CH, CY, CZ, DE, DK, EE, ES, FI, FR, GB, GR, HU, IE, IS, IT, LT, LU, LV, MC, MT, NL, PL,

(72) Inventor; and
(75) Inventor/Applicant (for US only): **WOODWARD, Graeme, Kenneth** [AU/AU]; 36 Francis Street, Epping, NSW 2122 (AU).

[Continued on next page]

(54) Title: DYNAMICALLY SELECTING METHODS TO REDUCE DISTORTION IN MULTI-CARRIER MODULATED SIGNALS RESULTING FROM HIGH PEAK-TO-AVERAGE POWER RATIOS



(57) Abstract: In one embodiment, an algorithm dynamically selects a method for reducing distortion in a multi-carrier modulated signal, such as an orthogonal frequency division multiplexing (OFDM) signal. The algorithm directs a transmitter to transmit peak-to-average power ratio (PAPR)-reduction signals over reserved tones (i.e., frequencies) if reserved tones are available. If reserved tones are not available, then the algorithm directs the transmitter to transmit PAPR-reduction symbols over free tones if free tones are available. If the free tones for this transmitter are used by adjacent transmitters, then interference-reduction techniques may be used to reduce interference with the adjacent transmitters. If reserved tones and free tones are not available, then the transmitter may use an alternative method to reduce distortion, such as successive clipping and filtering. In another embodiment, the transmitter may transmit PAPR-reduction symbols over both free and reserved tones, if available.

WO 2008/036730 A1



PT, RO, SE, SI, SK, TR), OAPI (BF, BJ, CF, CG, CI, CM,
GA, GN, GQ, GW, ML, MR, NE, SN, TD, TG).

— *before the expiration of the time limit for amending the
claims and to be republished in the event of receipt of
amendments*

Published:

— *with international search report*

DYNAMICALLY SELECTING METHODS TO REDUCE DISTORTION IN MULTI-CARRIER MODULATED SIGNALS RESULTING FROM HIGH PEAK-TO-AVERAGE POWER RATIOS

[0001] Cross-Reference to Related Applications

[0002] This application claims the benefit of the filing dates of U.S. provisional application no. 60/875,270 filed on 12/15/06 as attorney docket no. Woodward 8, and U.S. provisional application no. 60/826,158 filed on 09/19/06 as attorney docket no. Baliga 1-1-4-5, the teachings of both of which are incorporated herein by reference.

[0003] The subject matter of this application is related to U.S. patent application no. 09/xxx,xxx filed on the same date as this application as attorney docket no. Baliga 1-1-4-5, the teachings of which are incorporated herein by reference.

BACKGROUND OF THE INVENTION

[0004] Field of the Invention

[0005] The present invention relates to signal processing, and more specifically, to multi-carrier modulation techniques, such as orthogonal frequency division multiplexing (OFDM), used in signal transmission and reception.

[0006] Description of the Related Art

[0007] Multi-carrier modulation techniques, such as orthogonal frequency division multiplexing (OFDM), are used in wired and wireless communication systems such as local area networks, fixed and mobile metropolitan area networks, and cellular phone systems. In general, multi-carrier modulated symbols are generated by dividing a frequency spectrum into smaller frequency subcarriers (a.k.a., tones) and modulating the subcarriers with parts of one or more data signals. The one or more data signals may be acquired from one or more sources (e.g., users), and each multi-carrier modulated symbol may transmit data from more than one source.

[0008] **FIG. 1** shows a simplified block diagram of one implementation of a prior-art OFDM transmitter **100**. Transmitter **100** has data symbol mapper **102**, which receives a serial bitstream of digital data from upstream processing. The serial bitstream is divided into groups of bits, and each group is mapped into one or more data symbols to generate a serial stream of data symbols. Mapping may be performed using one or more suitable techniques such as quadrature phase-shift-keying (QPSK) and quadrature amplitude modulation (QAM).

[0009] Serial-to-parallel (S/P) converter **104** converts the serial stream of data symbols received from data symbol mapper **102** into D parallel streams of data symbols. Subcarrier mapper **106** assigns the D parallel data symbol streams to N subcarrier frequencies (i.e., tones), where the N subcarrier frequencies are arranged orthogonally to one another. In particular, each parallel data symbol stream

is assigned to a separate output of subcarrier mapper **106**, where each output corresponds to a different one of the N subcarriers. Note that, for ease of discussion, this implementation assumes that the number D of data symbol streams is equal to the number N of subcarriers. According to other implementations, a number D of data symbols and a number P of pilot symbols may be assigned to the N subcarriers, where there may be a number U of unused (i.e., free) subcarriers, such that $N = D + P + U$. The N outputs (e.g., $\mathbf{Z} = Z_1, \dots, Z_N$) of subcarrier mapper **106** are then provided to inverse fast Fourier transform (IFFT) processor **108**. IFFT processor **108** transforms each set of N outputs from subcarrier mapper **106**, where each output in a set corresponds to a different one of the D data symbols, into one OFDM symbol, comprising N time-domain complex numbers (e.g., $\mathbf{z} = z_1, \dots, z_N$).

[0010] Each OFDM symbol is then prepared for transmission. First, a cyclic prefix, comprising C complex numbers, is inserted onto each OFDM symbol by cyclic-prefix inserter (CPI) **110**. This prefix enables the receiver to cope with signal echoes that result from multi-path reflections. Next, each set of N time-domain complex numbers and each corresponding set of C cyclic prefix complex numbers are converted from parallel to serial format by parallel-to-serial (P/S) converter **112**. The output of P/S converter **112** may be further processed using digital-to-analog conversion, radio-frequency modulation, amplification, or other processing suitable for preparing the OFDM symbols for transmission.

[0011] During IFFT processing, the data symbols are applied to modulate the corresponding subcarriers, and the modulated subcarriers are added together, often constructively, creating an OFDM symbol with a number of high and low amplitude peaks. Due to the varying nature of the transmitted data, the height of these peaks will typically vary within each OFDM symbol and from one OFDM symbol to the next. Further, some of these peaks can become relatively large compared to the average amplitude level of the OFDM symbol, resulting in a relatively large peak-to-average power ratio (PAPR). The PAPR for an OFDM symbol may be represented as shown in Equation (1) below:

$$PAPR = \frac{\max_{n=1}^N (|z_n|^2)}{\frac{1}{N} \sum_{n=1}^N |z_n|^2} \quad (1)$$

In Equation (1), z_n is the n^{th} sample of the OFDM symbol \mathbf{z} , and the max function in the numerator determines the largest value of $|z_n|^2$ for $n=1, \dots, N$.

[0012] An OFDM symbol having a relatively large PAPR may become distorted during power amplification. One or more relatively large samples of the OFDM symbol may attempt to drive the output of the amplifier towards its maximum output level. Prior to reaching the maximum output level, the input-to-output relationship of the amplifier may become non-linear resulting in non-linear distortion of the OFDM symbol. When the amplifier's maximum output level is reached, the

amplifier clips the sample, resulting in further non-linear distortion of the output signal. Non-linear distortion affects the quality of the signal, and consequently, the receiver may experience difficulties in recovering the transmitted data.

[0013] A number of different methods have been employed to reduce the effects of non-linear distortion by the amplifier or eliminate non-linear distortion altogether. In one such method, the transmitter employs a larger amplifier capable of outputting higher power levels. Typically, the larger amplifier is operated with considerable back-off (i.e., the amplifier can be operated at a lower average power) to ensure that the amplifier remains in its linear region of operation even during peak signal events. However, using a larger amplifier in such a manner is inefficient.

[0014] In another such method, the transmitter performs amplification in stages to achieve the desired output level. In this method, each stage comprises an amplification step and a filtering step. The amplification step results in relatively minor clipping of the larger samples of each OFDM symbol. The filtering step smoothes out each OFDM symbol to reduce the amount of distortion that occurred in the preceding amplification step. This successive clipping and filtering process is repeated until the desired amplification level is achieved. By amplifying a signal in this manner, the amount of distortion can be reduced over that of an equivalent single-stage amplifier.

[0015] In yet another such method, numerous pseudo-random scrambling sequences are applied to the OFDM signal in the frequency-domain (e.g., the output subcarrier mapper **106**), and the scrambling sequence that results in the lowest PAPR after IFFT processing is selected. Since the scrambling sequence selected is not known by the receiver, the scrambling sequence may be transmitted to the receiver on another channel, or the sequence may be detected 'blindly' by the receiver. In the later case, the receiver tests all possible sequences and picks the most likely sequence.

[0016] Yet further methods, known as tone reservation (TR) methods, attempt to reduce the PAPR for each OFDM symbol. In such methods, a number of frequency subcarriers (i.e., tones) are reserved for transmitting non-data symbols that have the express purpose of reducing PAPRs of OFDM symbols.

[0017] **FIG. 2** shows a simplified block diagram of one embodiment of a prior-art transmitter **200** which uses a TR approach for reducing PAPR. Transmitter **200** has data symbol mapper **202** and S/P converter **204**, which perform operations analogous to those of the equivalent elements of transmitter **100** to generate sets of D parallel data symbols. Subcarrier mapper **206** assigns each set of D data symbols to a set of N subcarriers such that M subcarriers are not assigned a data symbol. The M subcarriers are reserved *a priori* for transmitting PAPR-reduction symbols. Note that, in certain embodiments, each set of N subcarriers may be assigned D data symbols and P pilot symbols, where there are a number M of reserved subcarriers and a number U of unused (i.e., free) subcarriers, such that $N = D + M + U + P$. Each set of N outputs (e.g., $\mathbf{Z} = Z_1, \dots, Z_N$) from subcarrier mapper **206** is provided to IFFT processor **208**, which performs operations analogous to those of IFFT processor **108**

to transform each set into an OFDM symbol z , comprising N time-domain complex numbers (e.g., $z = z_1, \dots, z_N$).

[0018] PAPR-reduction symbol generator **210** receives each OFDM symbol z and compares the PAPR of each symbol to a specified PAPR threshold value, which represents an acceptable level of PAPR reduction for the OFDM symbol. If the PAPR of an OFDM symbol z is less than the PAPR threshold value, then the OFDM symbol z is output from PAPR-reduction symbol generator **210** as OFDM symbol \hat{z} (i.e., $z = \hat{z}$). If the PAPR of an OFDM symbol exceeds the PAPR threshold value, then PAPR-reduction symbol generator **210** generates a set of M PAPR-reduction symbols using any one of a number of approaches (as discussed in further detail below) and provides the set to subcarrier mapper **206**. Note that, in other implementations, PAPR-reduction symbol generator **210** may always generate a set of M PAPR-reduction symbols for each OFDM symbol. In such implementations, the comparison between the PAPR of an OFDM symbol z and a specified PAPR threshold value may be omitted.

[0019] Subcarrier mapper **206** assigns the set of M PAPR-reduction symbols to the M PAPR-reduction subcarriers and outputs N complex numbers (e.g., $Z = Z_1, \dots, Z_N$), which includes the M PAPR-reduction symbols and the D data symbols. The N complex numbers are then transformed by IFFT processor **208** to generate a PAPR-reduced version of OFDM symbol z , which is provided to PAPR-reduction symbol generator **210**. This process is repeated until the PAPR of the PAPR-reduced OFDM symbol z is less than the PAPR threshold value, and, once this condition occurs, the PAPR-reduced OFDM symbol z is output from PAPR-reduction symbol generator **210** as OFDM symbol \hat{z} (i.e., $z = \hat{z}$). Each OFDM symbol \hat{z} is then prepared for transmission using cyclic-prefix inserter **212** and P/S converter **214**, which perform operations analogous to those of the equivalent elements of transmitter **100**, and any other processing suitable for preparing OFDM symbols for transmission.

[0020] By assigning PAPR-reduction symbols to reserved tones, the peak values of time-domain OFDM symbols may be reduced without affecting the individual data symbols. The designer of an OFDM transmitter has a large degree of freedom to select PAPR-reduction symbols to assign to reserved tones, and numerous methods have been employed for selecting symbols that will sufficiently reduce PAPRs. One such approach for selecting PAPR-reduction symbols involves performing iterative combinatorial searches. As an example of a combinatorial approach, suppose a transmitter modulates data using 16-quadrature amplitude modulation (16-QAM) and reserves 8 tones for PAPR-reduction symbols. The transmitter will consider 16^8 different combinations of PAPR-reduction symbols to place on the reserved tones of each OFDM symbol, and will select the combination of symbols that generates the lowest PAPR.

SUMMARY OF THE INVENTION

[0021] In one embodiment, the present invention is a computer-implemented method for

reducing peak-to-average power ratio (PAPR) of a transmitter's multi-carrier modulated signal having (i) a plurality of unreserved tones and (ii) zero, one, or more reserved tones reserved *a priori* for PAPR reduction. The method comprises assigning one or more data symbols to one or more unreserved tones, such that at least one other unreserved tone is a free tone having no data symbol assigned to it. One or more PAPR-reduction symbols are assigned to one or more free tones, and multi-carrier modulation is applied to the one or more data symbols and the one or more free-tone PAPR-reduction symbols based on the tone assignments to generate the multi-carrier modulated signal.

[0022] In another embodiment, the present invention is a transmitter for performing the computer implemented method described in the previous paragraph. The transmitter comprises a subcarrier mapper, and an inverse fast Fourier transform (IFFT) processor. The subcarrier mapper is adapted to (a) assign one or more data symbols to one or more unreserved tones, such that at least one other unreserved tone is a free tone having no data symbol assigned to it, and (b) assign one or more PAPR-reduction symbols to one or more free tones. The IFFT processor is adapted to apply multi-carrier modulation to the one or more data symbols and the one or more free-tone PAPR-reduction symbols based on the tone assignments to generate the multi-carrier modulated signal.

[0023] In yet another embodiment, the present invention is a computer-implemented method for reducing peak-to-average power ratio (PAPR) of a transmitter's multi-carrier modulated signal. The method comprises determining whether the transmitter has one or more tones available for PAPR reduction. If the transmitter has one or more tones available for PAPR reduction, then at least one PAPR-reduction symbol is assigned to at least one tone available for PAPR reduction, and the multi-carrier modulated signal is generated using the at least one PAPR-reduction symbol.

[0024] In yet a further embodiment, the present invention is an apparatus for performing the computer implemented method described in the previous paragraph. The apparatus comprises a controller for a multi-carrier modulator. The multi-carrier modulator has a PAPR-reduction symbol generator and an IFFT processor. The controller is adapted to determine whether the multi-carrier modulator has one or more tones available for PAPR reduction. If the controller determines that the multi-carrier modulator has one or more tones available for PAPR reduction, then the PAPR-reduction symbol generator generates at least one PAPR-reduction symbol for at least one tone available for PAPR reduction, and the IFFT processor generates the multi-carrier modulated signal using the at least one PAPR-reduction symbol.

BRIEF DESCRIPTION OF THE DRAWINGS

[0025] Other aspects, features, and advantages of the present invention will become more fully apparent from the following detailed description, the appended claims, and the accompanying drawings in which like reference numerals identify similar or identical elements.

[0026] FIG. 1 shows a simplified block diagram of one implementation of a prior-art OFDM transmitter;

[0027] FIG. 2 shows a simplified block diagram of one embodiment of a prior-art OFDM transmitter which uses a tone reservation approach for reducing peak-to-average power ratio (PAPR);

[0028] FIG. 3 shows a simplified block diagram of an OFDM transmitter according to one embodiment of the present invention;

[0029] FIG. 4 is a simplified flow diagram of a controller according to one embodiment of the present invention, which may be used to implement the controller of the transmitter of FIG. 3; and

[0030] FIG. 5 is a simplified flow diagram of a controller according to another embodiment of the present invention, which may be used to implement the controller of the transmitter of FIG. 3.

DETAILED DESCRIPTION

[0031] Reference herein to "one embodiment" or "an embodiment" means that a particular feature, structure, or characteristic described in connection with the embodiment can be included in at least one embodiment of the invention. The appearances of the phrase "in one embodiment" in various places in the specification are not necessarily all referring to the same embodiment, nor are separate or alternative embodiments necessarily mutually exclusive of other embodiments. The same applies to the term "implementation."

[0032] In multi-carrier modulation applications, such as orthogonal frequency division multiplexing (OFDM) applications, reserved tones might not always be available for peak-to-average power ratio (PAPR) reduction. For example, in a cellular phone network, the use of reserved tones might not be mandated by standards, and the decision to use these tones could be at the discretion of the equipment vendors. As a result, some base stations or Node B stations in a network that employs multi-carrier modulation might transmit multi-carrier modulated symbols with reserved tones, while others might not.

[0033] If a transmitter transmits multi-carrier modulated symbols having a number of unreserved tones that are free (i.e., not assigned data symbols or pilot symbols), then these free tones may be used in a manner similar to that of reserved tones for PAPR reduction. Note that the availability and quantity of free tones may vary over time and may vary from one transmitter to the next. This variation may depend on factors such as the number of users corresponding to a transmitter and the activity of those users. Thus, before PAPR-reduction symbols are assigned to free tones on a particular transmitter, the availability and quantity of such tones are determined. If both free tones and reserved tones are not available on a particular transmitter, then the transmitter may rely on other techniques that reduce the effects of clipping or eliminate clipping altogether. The decision to use reserved tones, free tones, or other techniques may be performed using a controller.

[0034] FIG. 3 shows a simplified block diagram of an OFDM transmitter 300 according to one

embodiment of the present invention. Transmitter **300** has data symbol mapper **302**, serial-to-parallel converter **304**, subcarrier mapper **306**, IFFT processor **308**, cyclic prefix inserter **312**, and parallel-to-serial (P/S) converter **314**, which perform operations analogous to those of the equivalent elements of transmitter **200** of **FIG. 2**. Similar to transmitter **200**, transmitter **300** may have other processing suitable for preparing OFDM symbols for transmission, such as digital-to-analog conversion, radio-frequency modulation, and amplification. Transmitter **300** also has controller **316** for dynamically selecting a method to reduce or eliminate clipping resulting from a high PAPR in an OFDM signal and PAPR-reduction symbol generator **310** for generating PAPR-reduction symbols using the method selected by controller **316**.

[0035] **FIG. 4** is a simplified flow diagram of a controller **400** according to one embodiment of the present invention, which may be used to implement controller **316** of transmitter **300** of **FIG. 3**. Upon startup, controller **400** performs decision **402** to determine whether transmitter **300** is adapted to transmit an OFDM symbol structure having reserved tones. If transmitter **300** is so adapted, then transmitter **300** is directed to generate and transmit PAPR-reduction symbols on the reserved tones (operation **404**). The PAPR-reduction symbols may be generated using a combinatorial approach or any other suitable technique that generates PAPR-reduction symbols.

[0036] If transmitter **300** does not have any reserved tones, then controller **400** performs decision **406**, which determines if there are any free tones on transmitter **300** (i.e., in this cell). If there are no free tones on transmitter **300**, then transmitter **300** may use alternative methods (i.e., methods that do not rely on PAPR-reduction symbols) to minimize or prevent distortion resulting from clipping by the amplifier (operation **408**). Such alternative methods include alternative PAPR-reduction methods, such as scrambling sequence methods, successive clipping and filtering methods, or any other suitable alternative. Typically, a transmitter that does not have reserved tones for PAPR reduction will already be adapted to perform one of these alternative methods. Thus, if no reserved or free tones are available, then controller **400** may default to the preexisting method. Additionally, the use of such methods might result in higher error- vector magnitudes (EVM), and consequently, the receiver may have difficulty decoding the transmitted data. To compensate for higher EVMs, transmitter **300** may employ a modulation method that is less sensitive to decoding errors. For example, transmitter **300** may choose to modulate data in data symbol mapper **302** using quadrature-phase-shift keying (QPSK) as opposed to using quadrature-amplitude modulation (QAM).

[0037] If free tones are available on transmitter **300**, then the free tones on transmitter **300** are identified (operation **410**), the free tones on all adjacent transmitters are identified (operation **410**), and controller **400** performs decision **412**. Decision **412** determines if there are any free tones on transmitter **300** that are free on all adjacent transmitters (i.e., adjacent cells). To accomplish this, transmitter **300** receives information about tones used by adjacent transmitters from, for example, the adjacent transmitters themselves or from a network controller. According to alternative embodiments,

controller **400** may be performed by the network controller itself, and thus this information would not need to be provided to the transmitter. If decision **412** determines that there are tones that are free on both transmitter **300** and all adjacent transmitters, then operation **414** generates and transmits PAPR-reduction symbols on those identified free tones as if they were reserved tones. The PAPR-reduction symbols may be generated using any suitable technique as described in relation to operation **404**. Alternatively, operation **414** may generate and transmit PAPR-reduction symbols on the tones that are free on transmitter **300** and all adjacent transmitters along with one or more tones that are free on transmitter **300** but are not free on all adjacent transmitters. For such tones that are not free on all adjacent transmitters, operation **414** may employ suitable interference-reduction methods as described below.

[0038] If decision **412** determines that there are no tones that are free on both transmitter **300** and all adjacent transmitters, then transmitter **300** may generate and transmit PAPR-reduction symbols using the tones that are free on transmitter **300** (operation **416**) as if they were reserved tones. Similar to operation **404**, the PAPR-reduction symbols may be generated using any suitable technique. Note, however, that since these tones are being used by one or more adjacent transmitters to transmit data, interference may occur between transmitter **300** and the one or more adjacent transmitters. To minimize or prevent interference, transmitter **300** may apply tight power limits on the free tones, and transmitter **300** and possibly one or more of the adjacent transmitters may employ frequency hopping or any other suitable interference-reduction method.

[0039] FIG. 5 is a simplified flow diagram of a controller **500** according to an alternative embodiment of the present invention, which may be used to implement controller **316** of transmitter **300** of FIG. 3. As shown, controller **500** has blocks **502**, **504**, **506**, **508**, **510**, **512**, **514**, and **516**, which are analogous to the equivalent blocks of controller **400** of FIG. 4. However, if decision **502** determines that there are reserved tones on transmitter **300**, controller **500** does not necessarily generate and transmit PAPR-reduction symbols on the reserved tones as is performed by operation **404** of controller **400**. Instead, controller **500** performs decision **518** to determine if there are any free tones on transmitter **300**. If there are no free tones on transmitter **300**, then transmitter **300** performs operation **504**, which is analogous to operation **404**.

[0040] If decision **518** determines that there are free tones on transmitter **300**, then those tones are identified (operation **520**), the free tones on all adjacent transmitters are identified (operation **520**), and controller **500** performs decision **522**. Decision **522** determines if there are any tones that are free on both transmitter **300** and all adjacent transmitters in a manner similar to that of decision **412** of controller **400**. If there are no tones that are free on both transmitter **300** and all adjacent transmitters, then decision **524** may generate and transmit PAPR-reduction signals on the reserved tones and zero, one, or more of the free tones on transmitter **300** using any suitable PAPR-reduction technique. In addition, if one or more of the free tones on transmitter **300** are used, interference reduction methods

may be run to prevent interference with other transmitters as discussed above in relation to operation **416** of controller **400**.

[0041] If decision **522** determines that there are tones that are free on both transmitter **300** and all adjacent transmitters, then controller **500** performs operation **526**. Operation **526** generates and transmits PAPR-reduction symbols on one or more of the free tones identified and on the reserved tones using any suitable PAPR-reduction technique. Alternatively, operation **526** may generate and transmit PAPR-reduction symbols on one or more of the tones that are free on transmitter **300** and all adjacent transmitters, on one or more of the tones that are free on transmitter **300** but not on all adjacent transmitters, and on the reserved tones. In this case, operation **526** may employ suitable interference-reduction methods as described above to reduce interference with adjacent transmitters.

[0042] According to various embodiments of the present invention, a controller for dynamically selecting methods to reduce distortion in multi-carrier modulated signals may include fewer than all of the operations and decisions of controllers **400** and **500**. For example, according to one such embodiment, a controller according to the present invention may include only decision **402**, operation **404**, and operation **408**. In this case, if reserved tones are defined on transmitter **300** (decision **402**), then transmitter **300** runs any suitable tone reservation-based PAPR-reduction technique using the reserved tones (operation **404**). If no reserved tones are defined on transmitter **300**, then transmitter **300** uses an alternative method to minimize or prevent distortion as described above (operation **408**).

[0043] According to further embodiments, the order of the decisions and operations may be interchanged without departing from the scope of this invention.

[0044] According to yet further embodiments, higher-order modulation may be used in addition to using reserved and free tones to increase throughput. For example, data symbol mapper **302** of transmitter **300** of **FIG. 3** may modulate data using QAM when reserved tones, free tones, or both reserved tones and free tones are available. On the other hand, data symbol mapper **302** may modulate data using QPSK when either reserved tones, free tones, or both are not available. The use of higher-order modulation may depend on the amount of distortion that is reduced as a result of the use of reserved and free tones. If distortion is reduced sufficiently, then the use of higher-order modulation may be more reliable than if reserved tones, free tones, or both were not used.

[0045] While the present invention was described relative to its use with OFDM applications, the present invention is not so limited. The present invention may also be extended to other multi-carrier modulation applications such as digital subscriber line (DSL) applications, coded OFDM applications, or any other suitable multi-carrier modulation application.

[0046] The present invention may be implemented in controllers for different types of transmitters in a cellular network (e.g., for base stations, node B stations, or mobile devices) or may be implemented elsewhere in the network, such as at a network controller, to control one or more transmitters in the network. In the case of mobile devices, the base station may provide information

about the availability of free tones to the mobile devices. Although, the present invention has been described in the context of a cellular network, the present invention is not so limited. The present invention may be used in other wireless networks, including wireless local area networks (WLANs), wireless metropolitan area networks (WMANs), or any other suitable wireless networks.

[0047] Additionally, while the present invention was described in terms of its use with wireless networks, the present invention is not so limited. The present invention may also be used in wired networks such as a digital subscriber line (DSL) network, or in any other wired network that employs OFDM.

[0048] The term “adjacent” as used in the specification and the claims refers to all transmitters or cells within, for example, a certain range (e.g., distance). The range may be chosen based on the nearby transmitters that might interfere with the current transmitter. As such, the term “adjacent” is not limited to immediately neighboring cells or transmitters.

[0049] The present invention may be implemented in a transmitter that was originally designed with both PAPR-reduction symbol generator **310** and controller **316**. Alternatively, the present invention may be used to retrofit existing transmitters that might or might not have a PAPR-reduction symbol generator. For an existing transmitter having a PAPR-reduction symbol generator, the transmitter may be retrofitted by adding controller **316**. For an existing transmitter not having a PAPR-reduction symbol generator, the transmitter may be retrofitted by adding both controller **316** and PAPR-reduction symbol generator **310**.

[0050] A number of operations (e.g., **404**, **414**, **416**) were discussed in terms of performing a suitable method to generate PAPR-reduction symbols. It should be noted, however, that a controller according to the present invention is not limited to always performing the same method. Instead, a controller may select a suitable method for generating PAPR-reduction symbols based on factors such as the numbers of currently available reserved tones and free tones. For example, if no reserved tones are available, and only a relatively small number of free tones are available, then the number of different combinations of PAPR-reduction symbols that will achieve an acceptable level of PAPR reduction will be relatively small. Thus, an algorithm capable of finding the best available solution may be used to generate PAPR-reduction symbols with relatively low computational load. On the other hand, if relatively large numbers of reserved tones and/or free tones are available, then there will likely be a larger number of different combinations of PAPR-reduction symbols that will achieve an acceptable level of PAPR reduction. In this case, an algorithm that does not necessarily find the best available solution may be used to generate the PAPR-reduction symbols in order to keep the computational load at an acceptable level.

[0051] Additionally, according to certain embodiments of the present invention, the gradient-descent approaches taught in U.S. patent application no. 10/xxx,xxx filed on the same date at this patent application as attorney docket no. Baliga 1-1-4-5 may be used to generate PAPR-reduction

signals for free tones, reserved tones, or both free and reserved tones.

[0052] As used in the claims, the term “reserved tones” refers to tones reserved *a priori* for PAPR reduction. All other tones, including pilot tones, are unreserved.

[0053] The present invention may be implemented as circuit-based processes, including possible implementation as a single integrated circuit (such as an ASIC or an FPGA), a multi-chip module, a single card, or a multi-card circuit pack. As would be apparent to one skilled in the art, various functions of circuit elements may also be implemented as processing blocks in a software program. Such software may be employed in, for example, a digital signal processor, micro-controller, or general-purpose computer.

[0054] The present invention can be embodied in the form of methods and apparatuses for practicing those methods. The present invention can also be embodied in the form of program code embodied in tangible media, such as magnetic recording media, optical recording media, solid state memory, floppy diskettes, CD-ROMs, hard drives, or any other machine-readable storage medium, wherein, when the program code is loaded into and executed by a machine, such as a computer, the machine becomes an apparatus for practicing the invention. The present invention can also be embodied in the form of program code, for example, whether stored in a storage medium, loaded into and/or executed by a machine, or transmitted over some transmission medium or carrier, such as over electrical wiring or cabling, through fiber optics, or via electromagnetic radiation, wherein, when the program code is loaded into and executed by a machine, such as a computer, the machine becomes an apparatus for practicing the invention. When implemented on a general-purpose processor, the program code segments combine with the processor to provide a unique device that operates analogously to specific logic circuits. The present invention can also be embodied in the form of a bitstream or other sequence of signal values electrically or optically transmitted through a medium, stored magnetic-field variations in a magnetic recording medium, etc., generated using a method and/or an apparatus of the present invention.

[0055] The use of figure numbers and/or figure reference labels in the claims is intended to identify one or more possible embodiments of the claimed subject matter in order to facilitate the interpretation of the claims. Such use is not to be construed as necessarily limiting the scope of those claims to the embodiments shown in the corresponding figures.

[0056] It should be understood that the steps of the exemplary methods set forth herein are not necessarily required to be performed in the order described, and the order of the steps of such methods should be understood to be merely exemplary. Likewise, additional steps may be included in such methods, and certain steps may be omitted or combined, in methods consistent with various embodiments of the present invention.

[0057] Although the elements in the following method claims, if any, are recited in a particular sequence with corresponding labeling, unless the claim recitations otherwise imply a particular

sequence for implementing some or all of those elements, those elements are not necessarily intended to be limited to being implemented in that particular sequence.

CLAIMS

We claim:

1. A computer-implemented method for reducing peak-to-average power ratio (PAPR) of a transmitter's multi-carrier modulated signal having (i) a plurality of unreserved tones and (ii) zero, one, or more reserved tones reserved *a priori* for PAPR reduction, the method comprising:

- (a) assigning one or more data symbols to one or more unreserved tones, such that at least one other unreserved tone is a free tone having no data symbol assigned to it;
- (b) assigning one or more PAPR-reduction symbols to one or more free tones; and
- (c) applying multi-carrier modulation to the one or more data symbols and the one or more free-tone PAPR-reduction symbols based on the tone assignments to generate the multi-carrier modulated signal.

2. The invention of claim 1, wherein the multi-carrier modulated signal is an orthogonal frequency division multiplexed (OFDM) signal and the multi-carrier modulation is OFDM modulation.

3. The invention of claim 1, wherein:
the multi-carrier modulated signal comprises one or more reserved tones;
step (b) further comprises assigning one or more PAPR-reduction symbols to the one or more reserved tones; and
step (c) comprises applying the multi-carrier modulation to the one or more data symbols, the one or more free-tone PAPR-reduction symbols, and the one or more reserved-tone PAPR-reduction symbols based on the tone assignments to generate the multi-carrier modulated signal.

4. The invention of claim 1, further comprising:
determining whether a tone having a free-tone PAPR-reduction symbol is used by an adjacent transmitter; and
causing an interference-reduction method to be implemented if the tone is determined to be used by an adjacent transmitter.

5. The invention of claim 1, wherein:
for a first multi-carrier modulated symbol in the multi-carrier modulated signal, at least one tone is assigned a free-tone PAPR-reduction symbol; and
for a second multi-carrier modulated symbol in the multi-carrier modulated signal, the at least one tone is assigned a data symbol.

6. The invention of claim 1, wherein the one or more data symbols are generated using a higher-order of modulation than is used to generate the one or more data symbols data symbols when no PAPR-reduction symbols are applied to the free tones, the reserved tones, or both the free tones and the reserved tones.

7. A transmitter for reducing peak-to-average power ratio (PAPR) of a multi-carrier modulated signal having (i) a plurality of unreserved tones and (ii) zero, one, or more reserved tones reserved *a priori* for PAPR reduction, the transmitter comprising:

a subcarrier mapper adapted to (a) assign one or more data symbols to one or more unreserved tones, such that at least one other unreserved tone is a free tone having no data symbol assigned to it, and (b) assign one or more PAPR-reduction symbols to one or more free tones; and
an inverse fast Fourier transform (IFFT) processor adapted to apply multi-carrier modulation to the one or more data symbols and the one or more free-tone PAPR-reduction symbols based on the tone assignments to generate the multi-carrier modulated signal.

8. The invention of claim 7, wherein the multi-carrier modulated signal is an orthogonal frequency division multiplexed (OFDM) signal and the multi-carrier modulation is OFDM modulation.

9. The invention of claim 7, further comprising a PAPR-reduction symbol generator adapted to generate the one or more PAPR-reduction symbols for the one or more free tones.

10. The invention of claim 7, wherein:
the multi-carrier modulated signal comprises one or more reserved tones;
the subcarrier mapper is further adapted to assign one or more PAPR-reduction symbols to the one or more reserved tones; and
the IFFT processor is adapted to apply the multi-carrier modulation to the one or more data symbols, the one or more free-tone PAPR-reduction symbols, and the one or more reserved-tone PAPR-reduction symbols based on the tone assignments to generate the multi-carrier modulated signal.

11. The invention of claim 7, further comprising a controller adapted to:
determine whether a tone having a free-tone PAPR-reduction symbol is used by an adjacent transmitter; and
cause an interference-reduction method to be implemented if the tone is determined to be used by an adjacent transmitter.

12. The invention of claim 7, wherein:
for a first multi-carrier modulated symbol in the multi-carrier modulated signal, the subcarrier mapper assigns a free-tone PAPR-reduction symbol to at least one tone; and
for a second multi-carrier modulated symbol in the multi-carrier modulated signal, the subcarrier mapper assigns a data symbol to the at least one tone.

13. A computer-implemented method for reducing peak-to-average power ratio (PAPR) of a transmitter's multi-carrier modulated signal, the method comprising:

- (a) determining whether the transmitter has one or more tones available for PAPR reduction; and
- (b) if step (a) determines that the transmitter has one or more tones available for PAPR reduction, then:
 - (b1) assigning at least one PAPR-reduction symbol to at least one tone available for PAPR reduction; and
 - (b2) generating the multi-carrier modulated signal using the at least one PAPR-reduction symbol.

14. The invention of claim 13, wherein the multi-carrier modulated signal is an orthogonal frequency division multiplexed (OFDM) signal.

15. The invention of claim 13, wherein step (a) determines whether at least one tone available for PAPR reduction is reserved *a priori* for PAPR reduction.

16. The invention of claim 13, wherein step (a) determines whether at least one tone available for PAPR reduction is an unreserved tone having no data symbol assigned to it.

17. The invention of claim 16, wherein:
if step (a) determines that at least one tone available for PAPR reduction is an unreserved tone having no data symbol assigned to it, then step (b) further comprises determining if the at least one unreserved tone is used by an adjacent transmitter; and
if step (b) determines that the at least one unreserved tone is used by an adjacent transmitter, then step (b) further comprises applying an interference-reduction method for the multi-carrier modulated signal.

18. The invention of claim 13, wherein:

step (a) comprises determining whether the transmitter has one or more reserved tones reserved *a priori* for PAPR reduction; and

if step (a) determines that the transmitter has one or more reserved tones, then:

step (b1) further comprises generating at least one other PAPR-reduction symbol for at least one reserved tone; and

step (b2) comprises generating the multi-carrier modulated signal using the at least one PAPR-reduction symbol and the at least one other PAPR-reduction symbol.

19. The invention of claim 18, wherein if step (a) determines that the multi-carrier modulation has no free tones and no reserved tones, then the multi-carrier modulated signal is generated using a technique that reduces distortion of the multi-carrier modulated signal by a downstream amplifier, wherein the technique does not use any free or reserved tones.

20. An apparatus comprising a controller for a multi-carrier modulator having a PAPR-reduction symbol generator and an inverse fast Fourier transform (IFFT) processor, wherein the controller is adapted to:

(a) determine whether the multi-carrier modulator has one or more tones available for PAPR reduction; and

(b) if the controller determines that the multi-carrier modulator has one or more tones available for PAPR reduction, then:

(b1) the PAPR-reduction symbol generator generates at least one PAPR-reduction symbol for at least one tone available for PAPR reduction; and

(b2) the IFFT processor generates the multi-carrier modulated signal using the at least one PAPR-reduction symbol.

21. The invention of claim 20, wherein the multi-carrier modulator is an orthogonal frequency division multiplexing (OFDM) modulator and the multi-carrier modulated signal is an OFDM signal.

22. The invention of claim 20, wherein the apparatus further comprises the multi-carrier modulator.

23. The invention of claim 20, wherein the controller determines whether at least one tone available for PAPR reduction is reserved *a priori* for PAPR reduction.

24. The invention of claim 20, wherein the controller determines whether at least one tone available for PAPR reduction is an unreserved tone having no data symbol assigned to it.

25. The invention of claim 20, wherein:

the controller is further adapted to determine whether the multi-carrier modulator has one or more reserved tones reserved *a priori* for PAPR reduction; and

if the controller determines that the multi-carrier modulator has one or more reserved tones, then:

the PAPR-reduction symbol generator further generates at least one other PAPR-reduction symbol for at least one reserved tone; and

the IFFT processor generates the multi-carrier modulated signal using the at least one PAPR-reduction symbol and the at least one other PAPR-reduction symbol.

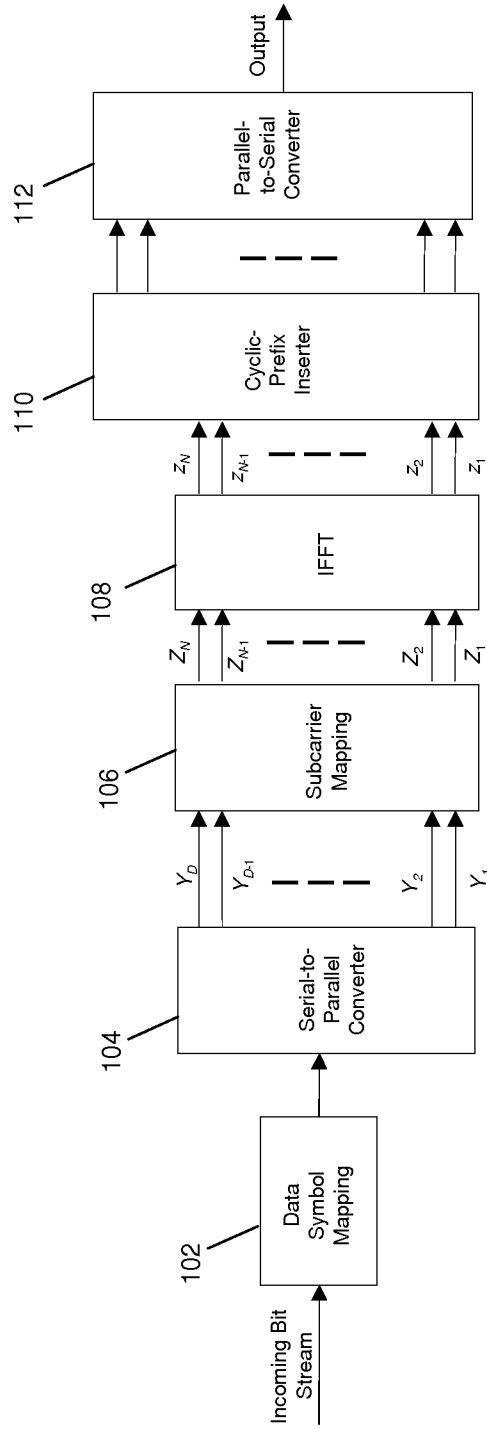


FIG. 1 (Prior Art)

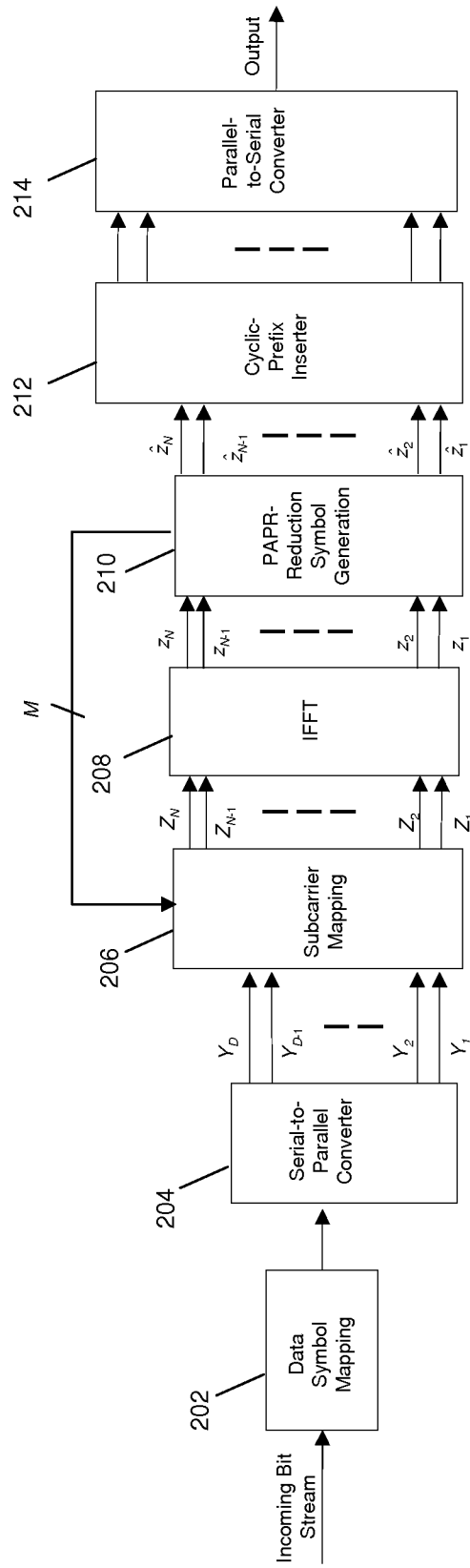


FIG. 2 (Prior Art)

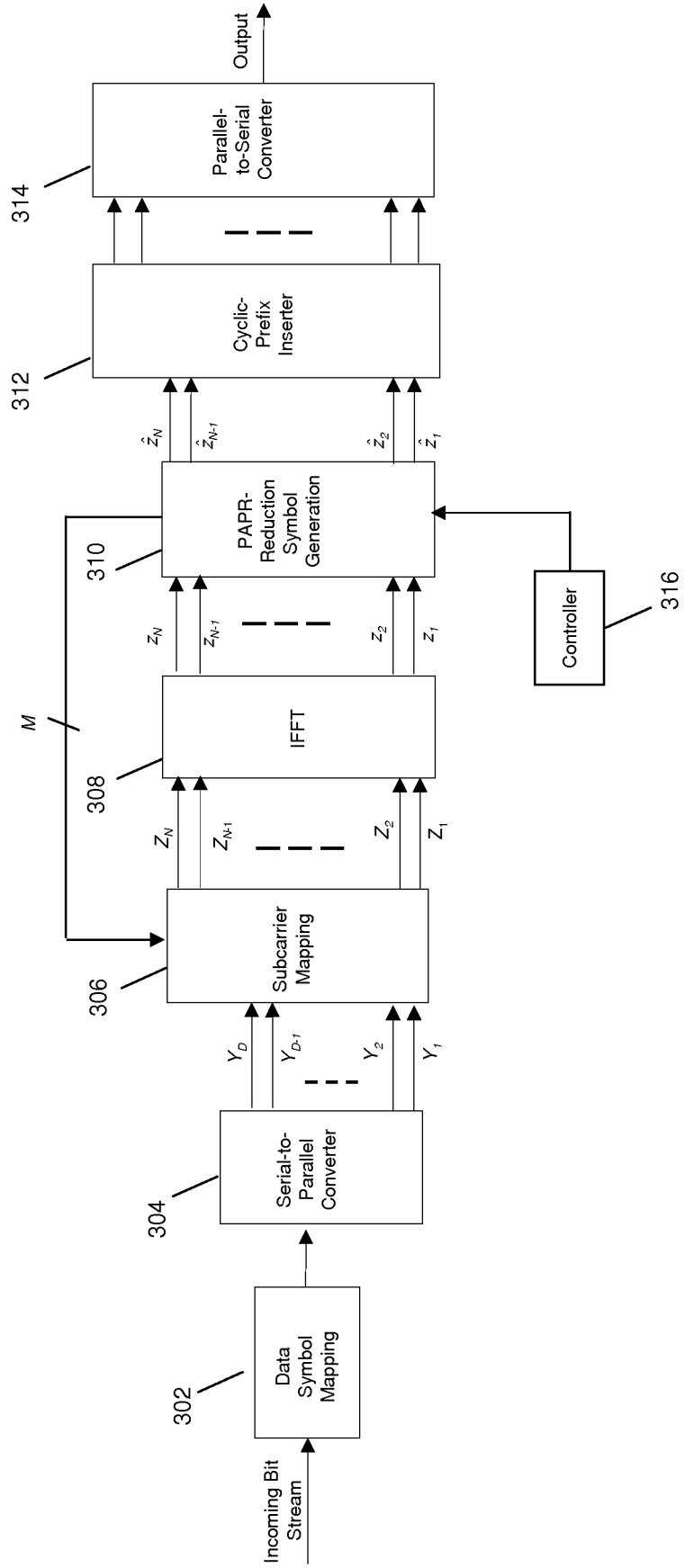


FIG. 3

400

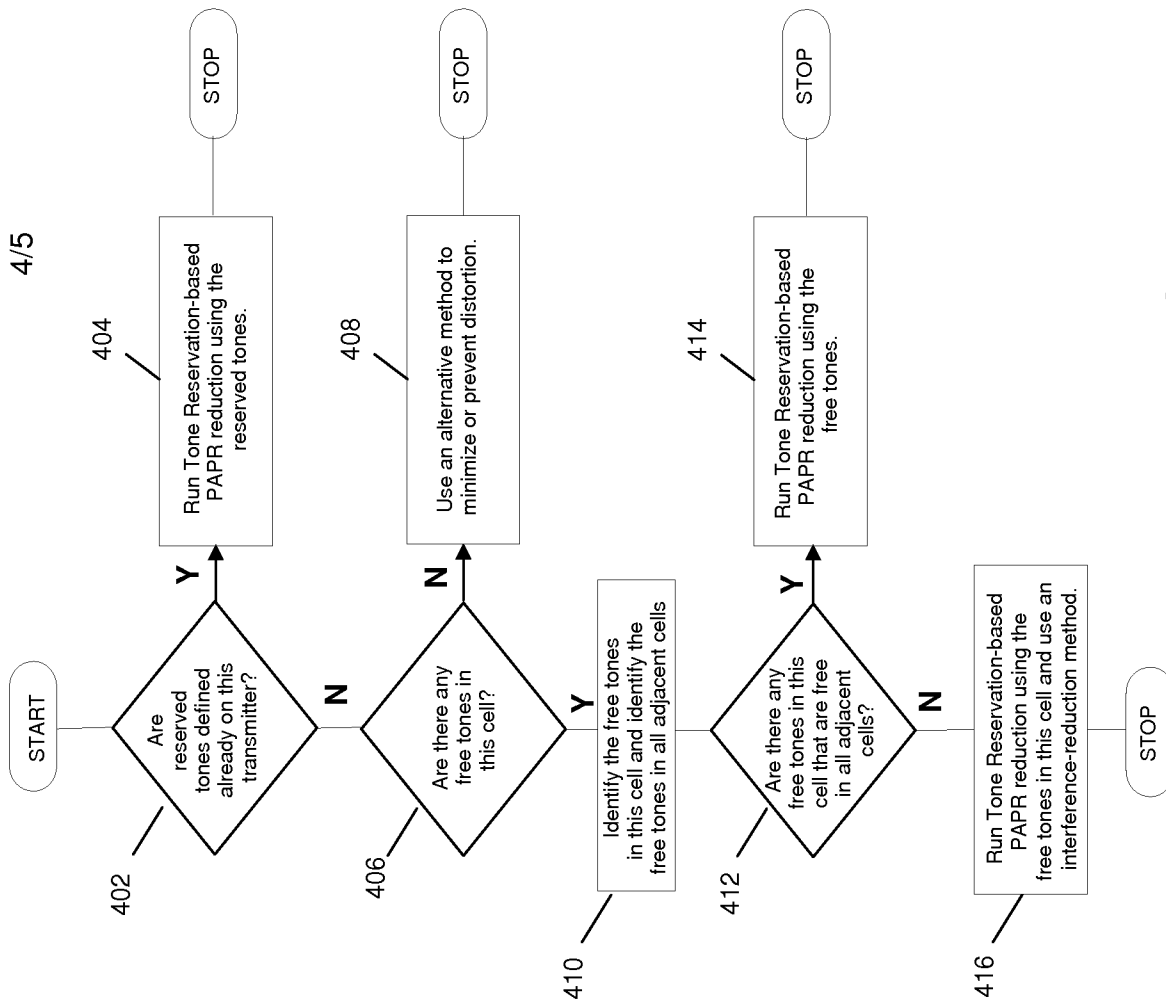


FIG. 4

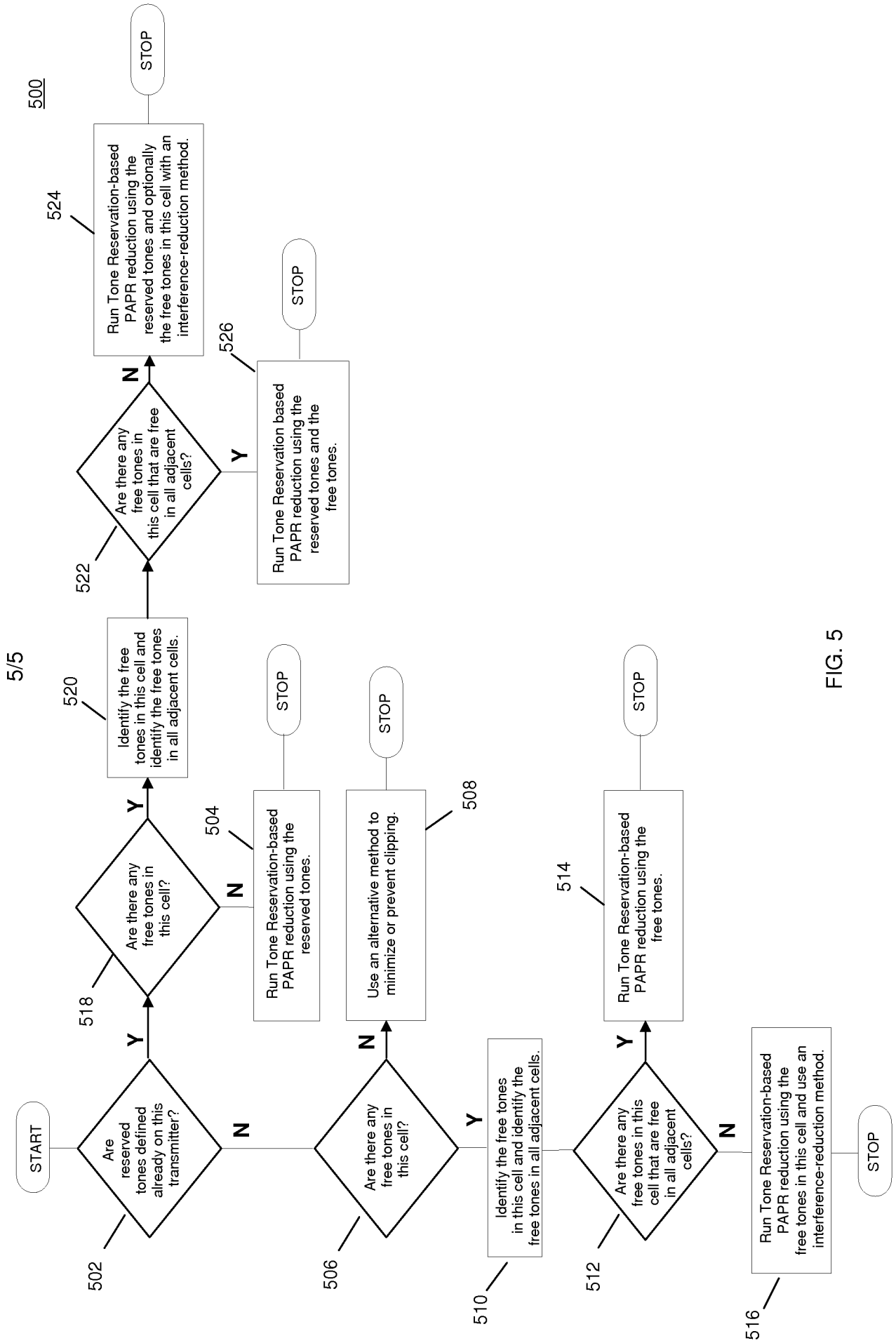


FIG. 5

INTERNATIONAL SEARCH REPORT

International application No
PCT/US2007/078879

A. CLASSIFICATION OF SUBJECT MATTER
INV. H04L27/26

According to International Patent Classification (IPC) or to both national classification and IPC

B. FIELDS SEARCHED

Minimum documentation searched (classification system followed by classification symbols)
H04L

Documentation searched other than minimum documentation to the extent that such documents are included in the fields searched

Electronic data base consulted during the international search (name of data base and, where practical, search terms used)

EPO-Internal

C. DOCUMENTS CONSIDERED TO BE RELEVANT

Category*	Citation of document, with indication, where appropriate, of the relevant passages	Relevant to claim No.
X	SIDKIETA ZABRE ET AL: "SOCP Approach for OFDM Peak-to-Average Power Ratio Reduction in the Signal Adding Context" SIGNAL PROCESSING AND INFORMATION TECHNOLOGY, 2006 IEEE INTERNATIONAL SYMPOSIUM ON, IEEE, PI, August 2006 (2006-08), pages 834-839, XP031002542 ISBN: 0-7803-9753-3 the whole document	1-3, 5-10, 12-16, 18-25
A	US 2005/238110 A1 (YUN SUNG-RYUL [KR] ET AL) 27 October 2005 (2005-10-27) figures 1-5 paragraphs [0003], [0029], [0038] - [0047], [0052], [0057], [0072], [0073], [0079], [0080], [0096]	1-25

Further documents are listed in the continuation of Box C.

See patent family annex.

* Special categories of cited documents :

- *A* document defining the general state of the art which is not considered to be of particular relevance
- *E* earlier document but published on or after the international filing date
- *L* document which may throw doubts on priority claim(s) or which is cited to establish the publication date of another citation or other special reason (as specified)
- *O* document referring to an oral disclosure, use, exhibition or other means
- *P* document published prior to the international filing date but later than the priority date claimed

- *T* later document published after the international filing date or priority date and not in conflict with the application but cited to understand the principle or theory underlying the invention
- *X* document of particular relevance; the claimed invention cannot be considered novel or cannot be considered to involve an inventive step when the document is taken alone
- *Y* document of particular relevance; the claimed invention cannot be considered to involve an inventive step when the document is combined with one or more other such documents, such combination being obvious to a person skilled in the art.
- *&* document member of the same patent family

Date of the actual completion of the international search

16 January 2008

Date of mailing of the international search report

23/01/2008

Name and mailing address of the ISA/

European Patent Office, P.B. 5818 Patentlaan 2
NL - 2280 HV Rijswijk
Tel. (+31-70) 340-2040, Tx. 31 651 epo nl,
Fax: (+31-70) 340-3016

Authorized officer

GONZALEZ GUTIERREZ

INTERNATIONAL SEARCH REPORT

Information on patent family members

International application No

PCT/US2007/078879

Patent document cited in search report	Publication date	Patent family member(s)	Publication date
US 2005238110	A1	27-10-2005 KR 20050102799 A	27-10-2005