



## INTERNATIONAL APPLICATION PUBLISHED UNDER THE PATENT COOPERATION TREATY (PCT)

(51) International Patent Classification <sup>6</sup> : A61K 47/48	A1	(11) International Publication Number: <b>WO 95/05199</b> (43) International Publication Date: 23 February 1995 (23.02.95)
<p>(21) International Application Number: PCT/CA94/00449</p> <p>(22) International Filing Date: 19 August 1994 (19.08.94)</p> <p>(30) Priority Data: 08/108,807 19 August 1993 (19.08.93) US</p> <p>(71) Applicant: DEXTRAN PRODUCTS LIMITED [CA/CA]; 415-421 Comstock Road, Scarborough, Ontario M1L 2H5 (CA).</p> <p>(72) Inventors: USHER, Thomas, C.; Box N7525, Nassau (BS). PATEL, Natu; 8662 Eagle Run Drive, Boca Raton, FL 33434 (US). TELE, Chhagan, G.; Apartment 10-21, 21392 Town Lake Drive, Boca Raton, FL 33486 (US). WOLK, I, Louis; 939 Coast Boulevard, La Jolla, CA 92037 (US).</p> <p>(74) Agent: DAUB, Sally, J.; Smart &amp; Biggar, Suite 2300, 439 University Avenue, Toronto, Ontario M5G 1Y8 (CA).</p>	<p>(81) Designated States: BG, CA, European patent (AT, BE, CH, DE, DK, ES, FR, GB, GR, IE, IT, LU, MC, NL, PT, SE).</p> <p><b>Published</b> <i>With international search report. Before the expiration of the time limit for amending the claims and to be republished in the event of the receipt of amendments.</i></p>	
(54) Title: PHARMACEUTICAL PREPARATION AND A PROCESS FOR MAKING SAME		
<p>(57) Abstract</p> <p>The invention provides for both a pharmaceutical preparation and a method for inhibiting <i>in vivo</i> the reverse transcriptase enzyme and the replication of human immunodeficiency virus (HIV). In one embodiment the pharmaceutical preparation is a complex of dextran, modified dextran, dextran sulphate or polysaccharides and 3'-azido-2',3'-dideoxythymidine (AZT) which may be administered via different routes in appropriate dosage forms, dosage quantities and dosage regimens to patients suffering from a viral disease such as AIDS and its related disorders. This complex represents a novel structure which functions as a structural unit which combines the known additive and synergistic properties of dextran or dextran sulphate with AZT and at the same time appears to ameliorate the toxic effects of AZT.</p>		

**FOR THE PURPOSES OF INFORMATION ONLY**

Codes used to identify States party to the PCT on the front pages of pamphlets publishing international applications under the PCT.

AT	Austria	GB	United Kingdom	MR	Mauritania
AU	Australia	GE	Georgia	MW	Malawi
BB	Barbados	GN	Guinea	NE	Niger
BE	Belgium	GR	Greece	NL	Netherlands
BF	Burkina Faso	HU	Hungary	NO	Norway
BG	Bulgaria	IE	Ireland	NZ	New Zealand
BJ	Benin	IT	Italy	PL	Poland
BR	Brazil	JP	Japan	PT	Portugal
BY	Belarus	KE	Kenya	RO	Romania
CA	Canada	KG	Kyrgystan	RU	Russian Federation
CF	Central African Republic	KP	Democratic People's Republic of Korea	SD	Sudan
CG	Congo	KR	Republic of Korea	SE	Sweden
CH	Switzerland	KZ	Kazakhstan	SI	Slovenia
CI	Côte d'Ivoire	LI	Liechtenstein	SK	Slovakia
CM	Cameroon	LK	Sri Lanka	SN	Senegal
CN	China	LU	Luxembourg	TD	Chad
CS	Czechoslovakia	LV	Latvia	TG	Togo
CZ	Czech Republic	MC	Monaco	TJ	Tajikistan
DE	Germany	MD	Republic of Moldova	TT	Trinidad and Tobago
DK	Denmark	MG	Madagascar	UA	Ukraine
ES	Spain	ML	Mali	US	United States of America
FI	Finland	MN	Mongolia	UZ	Uzbekistan
FR	France			VN	Viet Nam
GA	Gabon				

- 1 -

**PHARMACEUTICAL PREPARATION AND A  
PROCESS FOR MAKING SAME**

This invention relates to a pharmaceutical preparation and method for inhibiting reverse transcriptase enzyme and the replication of a family of viruses known as human immunodeficiency virus (HIV) by the use of a novel complex of dextran, modified dextran, dextran sulphate, dextrin, cellulose or other polysaccharides with AZT.

BACKGROUND TO THE INVENTION

Certain retrovirus infections have been known to depress immune functions in animals. In recent years, it has been discovered that a family of T-lymphotropic retroviruses causes T-cell proliferation leukaemia, helper T-cell depletion and immunosuppression in humans infected by these viruses. These viruses have become known as the HTLV family of retroviruses. A group of these viruses designated as HTLV-III has been isolated from patients with Acquired Immune Deficiency Syndrome (AIDS) and has become considered to be responsible for the development of this condition in humans. These are also known as HIV, particularly HIV-1 and HIV-2.

Since the epidemic was recognized in 1981, a rapidly increasing number of cases of AIDS have been diagnosed in the United States. Significant progress has resulted from research in selected areas including identification of the populations at risk for AIDS, the method of transmission of the causative agent, isolation and characterization of the virus that causes AIDS and development of a serologic test that identifies most infected individuals.

- 2 -

On the other hand little progress has been made toward effective treatment of AIDS. Azidothymidine (AZT), a drug that inhibits reverse transcriptase was expected to prolong the lives of patients with AIDS but this is now in doubt. Many patients who receive AZT have temporary increases in the number of circulating helper (CD4+) T-lymphocytes. However, the drug has significant adverse effects and HIV has been isolated from the blood of patients even while they are under treatment with AZT.

Although zidovudine (3'-azido-2', 3'-dideozylthymidine, AZT, azidothymidine, Retrovir) is the FDA-approved drug, it has undesirable toxicity in the host (e.g. myelosuppression, neuropathy).

Progressive immunological and central nervous system disease is coupled to virus replication. The general observation is that the more the virus replicates, the more serious the disease symptoms. Prolonged virus replication results in near total destruction of immune function. This observation leads to the conclusion that the central goal of AIDS therapy is to control and hopefully eliminate virus replication.

#### SUMMARY OF THE INVENTION

The invention provides for a pharmaceutical preparation for inhibiting in vivo the reverse transcriptase enzyme and the replication of viruses, which comprises a complex of Dextran, Modified Dextran, Dextran Sulphate, Dextrin, Cellulose or other Polysaccharides and AZT in appropriate pharmaceutical dosage form. The invention also provides a method for inhibiting in vivo the replication of HIV viruses comprising the different routes of administration of the aforesaid complexes in a pharmaceutically appropriate dosage form, regimen and quantity.

DESCRIPTION OF THE INVENTION

Those skilled in the art will be aware of pharmaceutically appropriate dosage forms for the complex of Dextran, Modified Dextran, Dextran Sulphate, Dextrin, Cellulose or other Polysaccharides and AZT as well as the manner in which a suitable dosage quantity, regimen and routes of administration may be derived in respect of a particular patient.

Modified Dextran may be substituted, oxidised, cationic, anionic, spacer or activated Dextran.

The demonstrated absorption qualities of Dextran, Modified Dextran, Dextran Sulphate, Dextrin, Cellulose and other Polysaccharides with AZT will bring these complexes into the endothelium system with a consequently improved effect in the treatment of viral diseases.

As Dextran, Modified Dextran, Dextran Sulphate, Dextrin, Cellulose and other Polysaccharides couples with AZT the following advantages will be exhibited.

- 1) Above mentioned complexes as macromolecular compounds have excellent metabolic stability, resulting in a more effective treatment.
- 2) Because the complexes are large molecules and consist of polysaccharides, they are easy to be received and combined by receptors of the cell which consist of polysaccharide-protein.
- 3) Dextran and certain derivatives such as the sulphate are useful not only as a "transfer weapon" but also as an immunologically active material which has now been used in the treatment study of AIDS.
- 4) The complex provides an effective weapon which will be able to attack and kill the harmful cells of several

- 4 -

severe diseases including AIDS and Carcinoma.

- 5) A Dextran-AZT complex is a carrier or stabilizer frequently resulting in decreased drug toxicity, after biodistribution, and mostly increases therapeutic efficacy.
- 6) A Dextran Sulphate-AZT complex increases the bioadhesiveness with increase in polyanionic character as it cannot be captured by the first pass effect and also during circulation.
- 7) Macromolecules like complexes of Dextran, Modified Dextran, Dextran Sulphate, Dextrin, Cellulose or other Polysaccharides with AZT remain for prolonged periods of time in contact with cell receptors and appear to inhibit contact of certain viruses with cell receptors.
- 8) Immunogenicity of drugs could be decreased by these complexes.
- 9) Complexes of AZT with Dextran, Modified Dextran, Dextran Sulphate, Dextrin, Cellulose or other Polysaccharides will be useful as macromolecular pro-drugs in drug delivery systems and suitable as nontoxic carriers for more effective drugs for the treatment of viral diseases.

The Dextran complexed with AZT may have a molecular weight within the range of 4,000 to 1,000,000. The Dextran Sulphate complexed with AZT may have a molecular weight within the range of 8,000 to 1,000,000. Examples of polysaccharides which may be complexed with AZT are dextrin, cyclodextrin, cellulose and cellulose sulphate. A useful complex of AZT and a polysaccharide will be one exhibiting a slow release mechanism.

The aforesaid complexes may include a pharmaceutically acceptable carrier or diluent.

The pharmaceutical preparations the subject of this invention are not only useful in the treatment of AIDS and

- 5 -

other viral diseases, but are also useful in the treatment of AIDS-related complex (A.R.C.).

The present invention also contemplates a pharmaceutical preparation useful for the treatment of AIDS comprising a complex of a known anti-AIDS agent with (a) Dextran (b) Modified Dextran (c) Dextran Sulphate (d) Dextrin, (e) Cellulose or, (f) a polysaccharide exhibiting a slow release mechanism.

Methods for production of the AZT complexes with Dextran

Method A:

- 1) 1 gram of Dextran powder (MW 40,000) dissolved in 10 ml of DMF:H<sub>2</sub>O (1:1) mixture by warming
- 2) PH adjusted to 8.0 with 16% sodium carbonate solution
- 3) 0.5 gram of cyanogen bromide in 5 ml of DMF was dissolved
- 4) 0.75 ml of triethylamine in 5 ml of DMF was mixed
- 5) After cooling Dextran solution added 0.5 ml of each solution #3 and 4
- 6) After 2 minutes 1.0 gram of 6-amino caproic acid was added and stirred overnight at room temperature
- 7) Purified sample with precipitation with methanol
- 8) 100 mg of above Modified Dextran dissolved in 7.5 ml of DMSO
- 9) Added 13.5 mg of AZT
- 10) 9.0 mg of 4-dimethyl aminopyridine was added
- 11) 13.0 mg of N, N-dicyclohexyl carbodiimide was added and the reaction mixture was stirred at room temperature for 16 hours at anhydrous conditions
- 12) Purified by dialysis, filtered with 0.45 micron filter paper and dried.

The resulting product was a stable complex of dextran

- 6 -

with AZT.

Method B:

- 1) 1.0 gm of Dextran (MW 40,000) powder dissolved in water (5 ml)
- 2) NAOH (40%, 7.5 ml) added
- 3) Chloroacetic acid (5.4 g) added and reacted at room temperature for 16 hours
- 4) Purified sample with precipitation and dried
- 5) 100 mg of above Modified Dextran dissolved in 7.5 ml of DMSO
- 6) 13.5 mg of AZT was added
- 7) 9.0 mg of 4-dimethyl amino pyridine was added
- 8) 13.0 mg of N, N-dicyclohexyl carbodiimide was added and reaction mixture was stirred at room temperature for 16 hours at anhydrous conditions.
- 9) Purified by dialysis, filtered with 0.45 micron filter paper and dried.

Product-complex or conjugate of dextran - AZT.

Method C:

- 1) 1.0 gm of Dextran (MW 40,000) powder dissolved in 10 ml of DMF:H<sub>2</sub>O (1:1) mixture
- 2) Adjusted PH to 8.0 with 16% sodium carbonate solution
- 3) Cooled it below freezing temperature
- 4) 0.5 gm of cyanogen bromide was dissolved in 5 ml of DMF
- 5) 0.75 ml of triethylamine was mixed with 5.0 ml of DMF
- 6) After cooling Dextran solution, 0.5 ml of each solution #4 and 5 were added
- 7) After 5 minutes 0.8 gm of N-acetyl cysteine was added
- 8) PH of solution was adjusted to 9.0 with 16% sodium carbonate solution

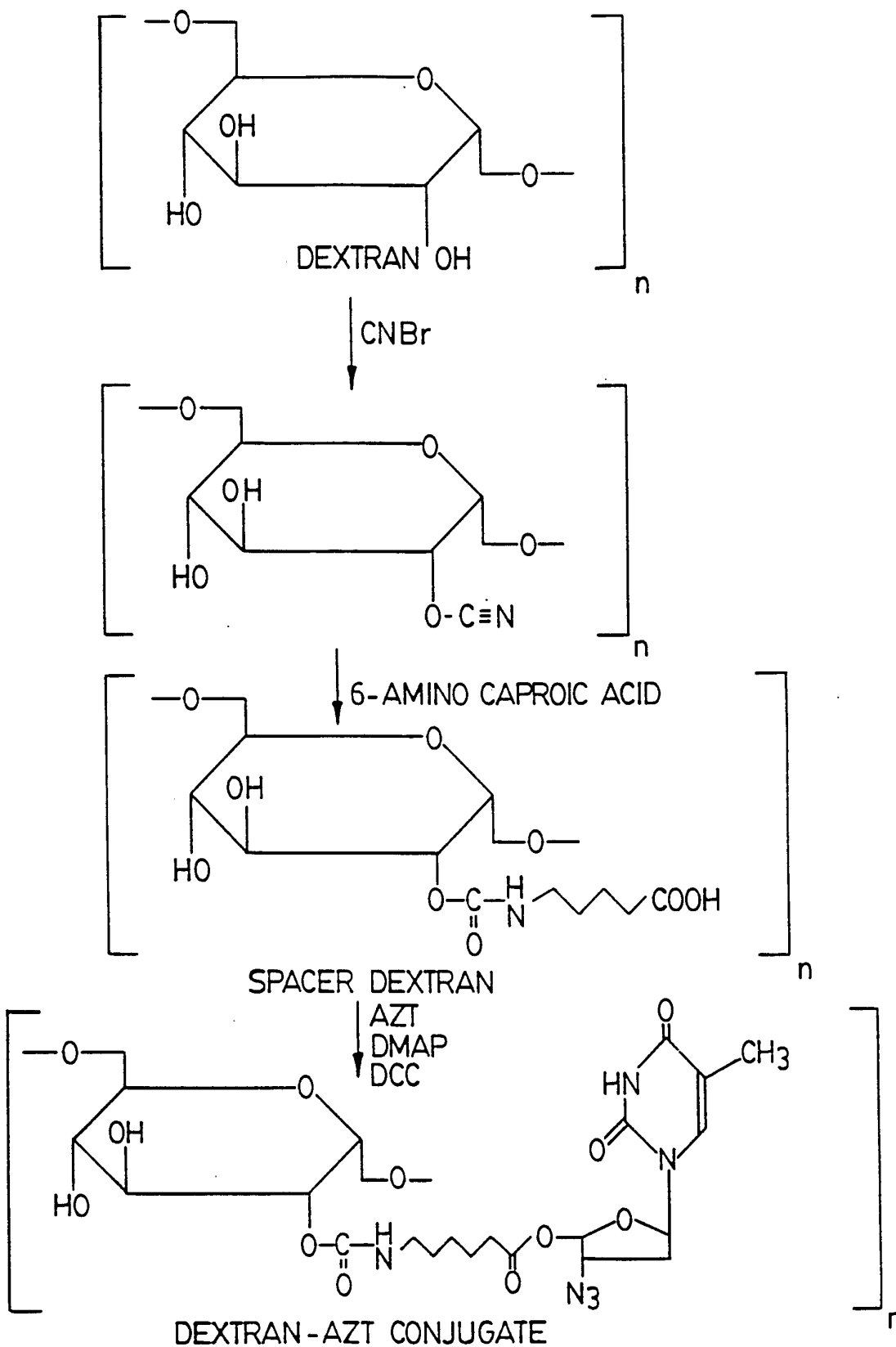
- 7 -

- 9) Stirred for 24 hours at room temperature
- 10) Purified sample with precipitation and dried
- 11) 100 mg of above Modified Dextran was dissolved in 10 ml of DMSO
- 12) 13.5 mg of AZT was added
- 13) 9.0 mg of 4-dimethyl amino pyridine was added
- 14) 13.0 mg of N, N-dicyclohexyl carbodiimide was added and reaction mixture was stirred at room temperature for 16 hours
- 15) Purified by dialysis, filtered with 0.45 micron filter paper and dried.

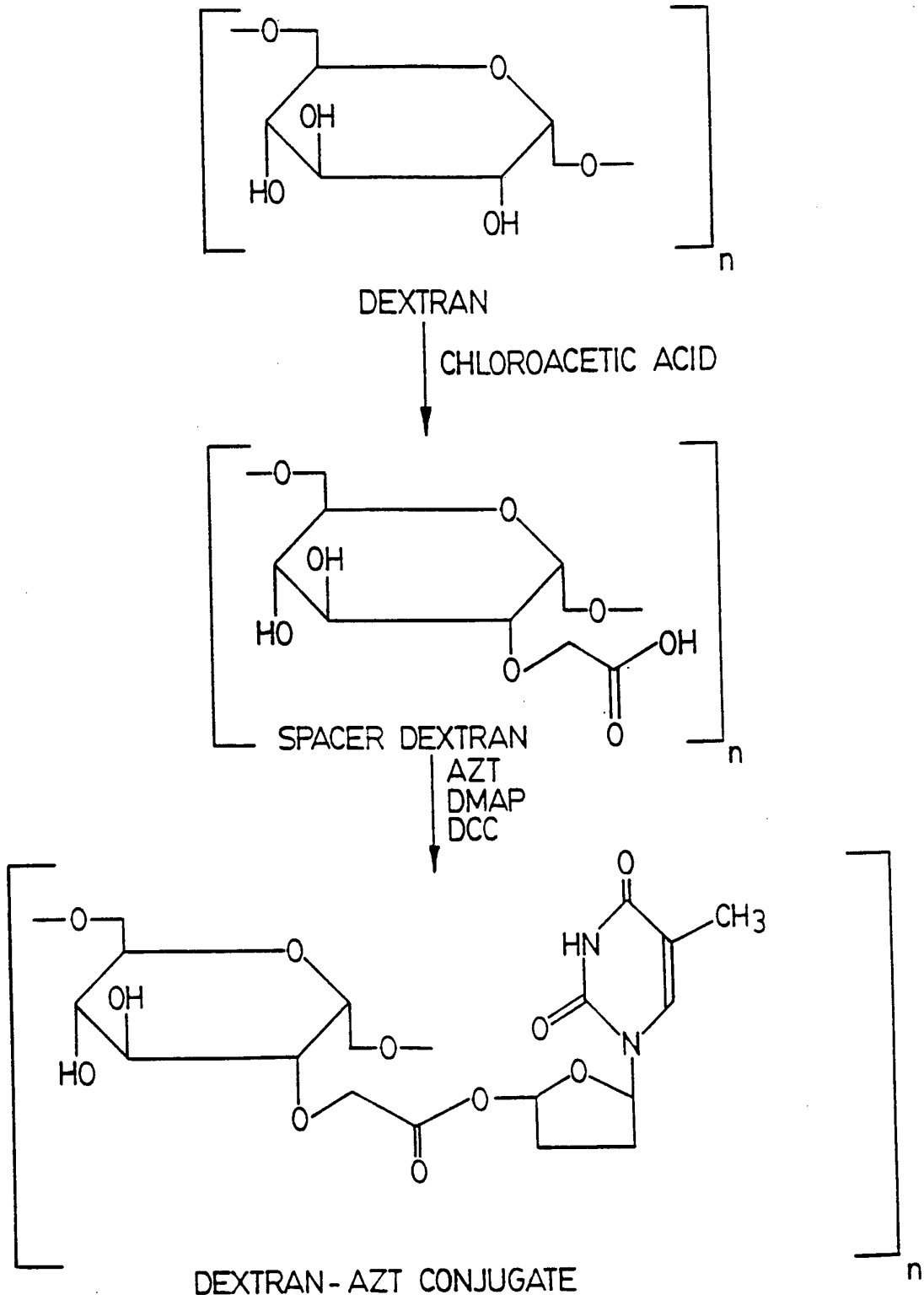
The resulting product was a complex or conjugate of dextran and AZT.

Structural diagrams relating to the aforescribed methods A, B and C are set out hereinafter.

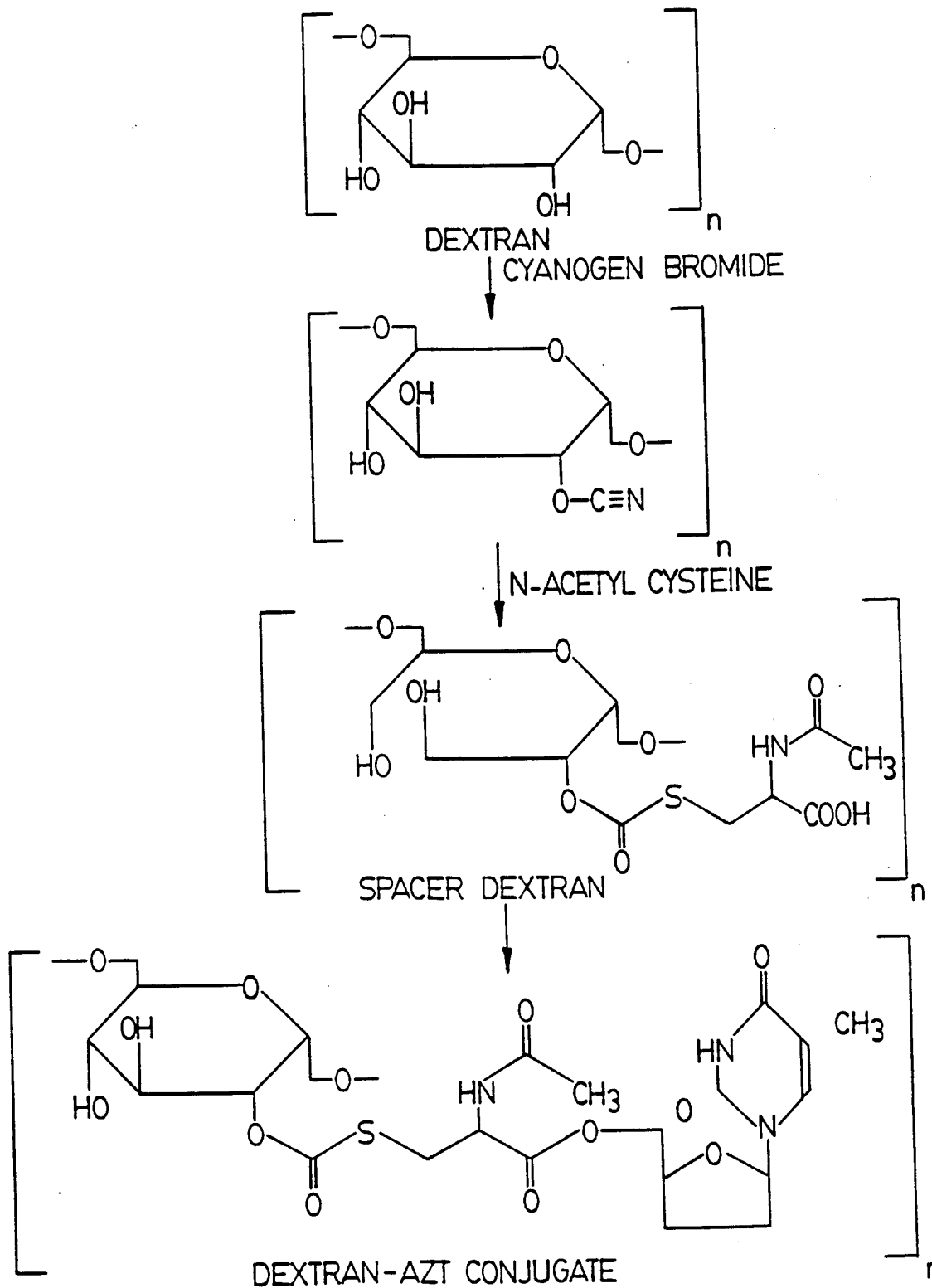
METHOD A



METHOD B



METHOD C



Methods for AZT conjugation with dextran sulphateMethod A

1. Dissolve (350 mg) Dextran Sulphate (MW 8000 to 1 Million or more) in DMSO (10 ml) by warming
2. Add 27.0 mg AZT and 5 ml pyrodine and 2 ml DMSO
3. Add 130 mg of Dicyclohexyl carbodiimide
4. Keep solution stirring at 50° C for 24 hours and then add about 5 ml water
5. Dialyzed against water, filter with 0.2 micron filter
6. Freeze dry

Method B

1. Mix 25.0 mg of Diisothiocyanate Distilbene sulfonic acid Na Salt hydrate and 13.0 mg of AZT in 10 ml toluene
2. Add 10 mg of Dimethyl amino pyridine
3. Reaction mixture stirred for 6 hours at 50° C, lower the temperature to 37° C and continue reaction at 37° C for 18 hours
4. Evaporate toluene (Yellow Powder)
5. Dissolve above yellow powder in 20 ml solution of 1:1 DMSO & Pyridine mixture
6. Add 250.0 mg of Dextran Sulphate (MW of 1 million or more) in above solution
7. Reaction stirring at 37° C for 24 hours
8. Add 5 ml water and dialyse the solution against water
9. Filter through 0.2 micron filter
10. Freeze dry

The aforesaid methods relating to Dextran and Dextran Sulphate may also be employed to conjugate other polysaccharides including dextrin, cyclodextrin, cellulose, cellulose sulphate and Modified Dextran with AZT.

- 12 -

Test results

DRUG	CONCENTRATION (ug/ml)	# OF SYNCYTIA	PER WELL
1. AD 042793	100	0	0
Dextran-AZT complex	10	40	42
	1	53	55
	0.1	52	49
2. AZT standard	100	0	0
	10	0	0
	1	0	0
	0.1	10	8
3. AZT 041493	100	13	12
Dextran-AZT complex (second batch)	10	48	50
	1	54	50
	0.1	52	51
<b>CONTROLS</b>	<b>CONCENTRATION</b> (ug)	<b># OF SYNCYTIA</b>	<b>PER WELL</b>
CELLS (NO VIRUS/ NO DRUG)	0	0	0
(VIRUS/NO DRUG)	54	49	53
AZT POSITIVE CONTROL	10.0	0	0
	1.0	0	0
	0.1	10	11

### Further Examples

#### A. Dextran + Succinic Anhydride + AZT Conjugation

##### General Method

1. To a solution of 20 - 200 mg of AZT, 2 - 20 mg of 4-dimethyl amino pyridine (DMAP) and 10 - 100 mg of anhydrous sodium sulfate (NA<sub>2</sub>So<sub>4</sub>) in 1 - 10 ml of pyridine add 10 - 100 mg of succinic anhydride.
2. Stir the resulting slurry under closed top at room temperature to 40°C for 1 - 24 hours.
3. Add 50 - 500 mg of dextran solution in 5 - 25 ml of dimethyl sulfoxide (DMSO).
4. Add 5 - 50 mg of each 4-dimethylamino pyridine (DMAP) and dicyclohexyl carbodiimide (DCC), stir the reaction mixture for 12 - 96 hours.
5. Add 20 ml water, cool the solution, filter.
6. Dialyse the solution against water (changing water 3 times a day) for 3 days.
7. Filter the solution and extract it with chloroform (4 times) to remove any free organic material (viz DMAP, DCC, AZT).
8. Freeze dry the aqueous solution.

##### Preferred Method

1. To a solution of 54 mg of AZT, 6 mg of 4-dimethyl amino pyridine (DMAP) and 20 mg of anhydrous sodium sulfate

- 14 -

( $\text{Na}_2\text{SO}_4$ ) in 2 ml of pyridine add 25 mg of succinic anhydride.

2. Stir the resulting slurry under closed top at room temperature for 3 hours.
3. Add 100 mg of dextran solution in 10 ml of dimethyl sulfoxide (DMSO).
4. Add 20 mg of each 4-dimethylamino pyridine (DMAP) and dicyclohexyl carbodiimide (DCC), stir the reaction mixture for 72 hours.
5. Add 20 ml water, cool the solution, filter.
6. Dialyse the solution against water (changing water 3 times a day) for 3 days.
7. Filter the solution and extract it with chloroform (4 times) to remove any free organic material (viz DMAP, DCC, AZT).
8. Freeze dry the aqueous solution.

**B. Dextran Sulfate + Succinic Anhydride + AZT Conjugation**

General Method

1. Dissolve 50 - 500 mg of dextran sulfate in 10 - 50 ml of dimethyl sulfoxide + pyridine (1:1) mixture by warming.
2. Cool the solution, add 5 - 50 mg of each 4-dimethylamino pyridine (DMAP) and anhydrous sodium sulfate ( $\text{Na}_2\text{SO}_4$ ).
3. After 5 - 30 minutes add 50 - 500 mg of succinic anhydride and stir the solution for 1 - 24 hours at room

- 15 -

temperature to 40°C.

4. Add 5 - 50 mg of each 4-dimethyl amino pyridine (DMAP) and dicyclohexyl carbodiimide (DCC).
5. Add 50 - 500 mg of AZT and stir the solution at room temperature to 40°C for 12 - 96 hours.
6. Add 25 ml water, cool the solution, filter.
7. Dialyse the solution against water (changing a solution 3 times a day) for 3 days.
8. Filter the solution and extract it with chloroform (4 times) to remove any free organic material (viz DMAP, DCC, AZT).
9. Freeze dry the aqueous solution.

#### Preferred Method

1. Dissolve 100 mg of dextran sulfate in 25 ml of dimethyl sulfoxide + pyridine (1:1) mixture by warming.
2. Cool the solution, add 20 mg of each 4-dimethylamino pyridine (DMAP) and anhydrous sodium sulfate (Na<sub>2</sub>SO<sub>4</sub>).
3. After 5 minutes add 200 mg of succinic anhydride and stir the solution for 3 hours at room temperature.
4. Add 20 mg of each 4-dimethyl amino pyridine (DMAP) and dicyclohexyl carbodiimide (DCC).
5. Add 100 mg of AZT and stir the solution at room temperature for 72 hours.

- 16 -

6. Add 25 ml water, cool the solution, filter.
7. Dialyse the solution against water (changing a solution 3 times a day) for 3 days.
8. Filter the solution and extract it with chloroform (4 times) to remove any free organic material (viz DMAP, DCC, AZT).
9. Freeze dry the aqueous solution.

C. Dextran-EDTA-Monoanhydride-AZT Conjugation

General Method

1. Dissolve 200 mg - 2 gm of EDTA-monoanhydride in 10 - 50 ml dimethyl sulfoxide (DMSO) by warming, cool and 0.1 - 2 ml triethylamine (TEA).
2. Add 0.2 - 2 gm of dextran, warm the solution to dissolve dextran and stir the reaction mixture at room temperature to 40°C for 2 - 24 hours.
3. Add 5 - 50 mg of each 4-dimethylamino pyridine (DMAP) and dicyclohexyl carbodiimide (DCC) and 50 - 500 mg of AZT.
4. Stir the reaction mixture at room temperature to 40°C for 12 - 96 hours.
5. Add 20 ml water, cool, filter, and dialyse against water for 3 days.
6. Filter the solution and extract it with chloroform (4 times) to remove any free organic material.
7. Freeze dry the aqueous solution.

- 17 -

Preferred Method

1. Dissolve 1 gm of EDTA-monoanhydride in 20 ml dimethyl sulfoxide (DMSO) by warming, cool and 1 ml triethylamine (TEA).
2. Add 1 gm of dextran, warm the solution to dissolve dextran and stir the reaction mixture at room temperature for 6 hours.
3. Add 20 mg of each 4-dimethylamino pyridine (DMAP) and dicyclohexyl carbodiimide (DCC) and 100 mg of AZT.
4. Stir the reaction mixture at room temperature for 72 hours.
5. Add 20 ml water, cool, filter, and dialyse against water for 3 days.
6. Filter the solution and extract it with chloroform (4 times) to remove any free organic material.
7. Freeze dry the aqueous solution.

**D. Dextran-EDTA-Monoanhydride-AZT Conjugation**General Method

1. Dissolve 10 - 100 mg of EDTA-monoanhydride in 1 - 10 ml dimethyl sulfoxide (DMSO) by warming, cool, add 0.1 - 1 ml of triethylamine and 20 - 100 mg of AZT.
2. Stir the solution at room temperature to 40°C for 2 - 24 hours.

- 18 -

3. Add 5 - 50 mg of each 4-dimethylamino pyridine (DMAP) and dicyclohexyl carbodiimide (DCC) and 25 - 250 mg of AZT. Stir the reaction mixture for 1 - 24 hours.
4. Again add 5 - 50 mg of each 4-dimethyl amino pyridine and dicyclohexyl carbodiimide.
5. Dissolve 50 - 500 mg of dextran in 5 - 25 ml DMSO by warming, cool it, and add this solution to above mixture.
6. Stir the reaction mixture overnight at room temperature to 40°C.
7. Add 20 ml water, cool it, filter and dialyse against water for 3 days.
8. Filter, extract with chloroform (4 times) to remove any organic material.
9. Freeze dry aqueous solution.

#### Preferred Method

1. Dissolve 28 mg of EDTA-monoanhydride in 2 ml dimethyl sulfoxide (DMSO) by warming, cool, add 0.1 ml of triethylamine and 27 mg of AZT.
2. Stir the solution at room temperature for 6 hours.
3. Add 10 mg of each 4-dimethylamino pyridine (DMAP) and dicyclohexyl carbodiimide (DCC) and 54 mg of AZT. Stir the reaction mixture for 3 hours.
4. Again add 10 mg of each 4-dimethyl amino pyridine and dicyclohexyl carbodiimide.

- 19 -

5. Dissolve 100 mg of dextran in 10 ml DMSO by warming, cool it, and add this solution to above mixture.
6. Stir the reaction mixture overnight at room temperature.
7. Add 20 ml water, cool it, filter and dialyse against water for 3 days.
8. Filter, extract with chloroform (4 times) to remove any organic material.
9. Freeze dry aqueous solution.

**E. Dextran-Cis-aconitic Anhydride-AZT Conjugation**

General Method

1. To a solution of 25 - 250 mg of AZT, 2 - 25 mg of 4-dimethyl amino pyridine and 5 - 100 mg of anhydrous sodium sulfate in 0.5 - 10 ml pyridine, add 25 - 100 mg of cis-aconitic anhydride.
2. Stir the reaction mixture at room temperature to 40°C for 1 - 24 hours.
3. Dissolve 50 - 500 mg of dextran in 5 - 25 ml of DMSO by warming, cool the solution and add 5 - 50 mg of each 4-dimethyl amino pyridine and dicyclohexyl carbodiimide.
4. Add this solution to the above solution of AZT and stir the reaction mixture for 6 - 72 hours at room temperature to 40°C.
5. Add 20 ml water, cool, filter and dialyse against water for 3 days.

- 20 -

6. Filter, extract with chloroform (4 times) to remove any organic material.
7. Freeze dry aqueous solution.

Preferred Method

1. To a solution of 67 mg of AZT, 8 mg of 4-dimethyl amino pyridine and 25 mg of anhydrous sodium sulfate in 2.5 ml pyridine, add 59 mg of cis-aconitic anhydride.
2. Stir the reaction mixture at room temperature for 3 hours.
3. Dissolve 100 mg of dextran in 10 ml of DMSO by warming, cool the solution and add 20 mg of each 4-dimethyl amino pyridine and dicyclohexyl carbodiimide.
4. Add this solution to the above solution of AZT and stir the reaction mixture for 24 hours at room temperature.
5. Add 20 ml water, cool, filter and dialyse against water for 3 days.
6. Filter, extract with chloroform (4 times) to remove any organic material.
7. Freeze dry aqueous solution.

Further Test Results

DRUG	CONCENTRATION (ug/ml).	# OF SYNCYTIA	PER WELL
AD072193B	100	0	0
AZT-Cis-Aconitic Anhydride +	10 1	0 37	0 33
Dextran	0.1	63	59
AD702193A	100	0	0
AZT + Succinic Anhydride +	10 1	24 60	30 61
Dextran	0.1	63	68
AD071593	100	0	0
AZT + Succinic Anhydride +	10 1	0 34	2 37
Dextran	0.1	65	62
AD072793B	100	0	0
AZT+EDTA- Monoanhydride +	10 1	0 14	0 10
Dextran	0.1	69	65
AD072393	100	0	0
AZT+EDTA- Monoanhydride +	10 1	14 58	17 61
Dextran	0.1	63	67
AD072743A	100	0	0
AZT+Succinic Anhydride + N- hydroxysuccinimide + Dextran	10 1 0.1	10 56 64	13 60 66

- 22 -

ADS072393A	100	0	0
AZT+Succinic	10	0	0
Anhydride +	1	18	13
Dextran Sulfate	0.1	62	66

CONTROLS	CONCENTRATION (ug)	# OF SYNCYTIA	PER WELL
CELLS (NO VIRUS/ NO DRUG)	0	0	0
VIRUS (NO DURG)	66	67	63
AZT POSITIVE CONTROL	2.7 (10.0uM)	0	0
	0.27 (1.00uM)	0	0
	0.027 (0.10uM)	9	12
	0.0027 (0.01uM)	63	65

COUNTS WERE PERFORMED ON DAY FOUR IN DUPLICATE

CODE:

1. UNINFECTED CELLS WITH DRUG SHOWED SOME CYTOTOXICITY
2. UNINFECTED CELLS WITH DRUG SHOWED MARKED CYTOTOXICITY

- 23 -

## CLAIMS:

1. A pharmaceutical preparation comprising a complex of AZT and dextrin.
2. A pharmaceutical preparation comprising a complex of AZT and cellulose.
3. The pharmaceutical preparation of claim 1 or 2 useful in the treatment of viral diseases.
4. The pharmaceutical preparation of claim 1 or 2 useful in the treatment of AIDS.
5. The pharmaceutical preparation of claim 1 or 2 including a pharmaceutically acceptable carrier or diluent.
6. A method of medical treatment comprising the administration of the pharmaceutical preparation of claim 1 or 2, in an appropriate dosage form, quantity, regimen and route of administration.
7. A process for the preparation of a pharmaceutical preparation comprising the complexing of AZT with dextrin or cellulose.
8. A process for the preparation of a complex of AZT and dextran comprising:
  - a. To a solution of 20 - 200 mg of AZT, 2 - 20 mg of 4-dimethyl amino pyridine (DMAP) and 10 - 100 mg of anhydrous sodium sulfate ( $\text{Na}_2\text{SO}_4$ ) in 1 - 10 ml of pyridine add 10 - 100 mg of succinic anhydride.
  - b. Stir the resulting slurry under closed top at room temperature to 40°C for 1 - 24 hours.

- 24 -

- c. Add 50 - 500 mg of dextran solution in 5 - 25 ml of dimethyl sulfoxide (DMSO).
  - d. Add 5 - 50 mg of each 4-dimethylamino pyridine (DMAP) and dicyclohexyl carbodiimide (DCC), stir the reaction mixture for 12 - 96 hours.
  - e. Add 20 ml water, cool the solution, filter.
  - f. Dialyse the solution against water (changing water 3 times a day) for 3 days.
  - g. Filter the solution and extract it with chloroform (4 times) to remove any free organic material (viz DMAP, DCC, AZT).
  - h. Freeze dry the aqueous solution.
9. A process for the preparation of a complex of AZT and dextran comprising:
- a. To a solution of 54 mg of AZT, 6 mg of 4-dimethyl amino pyridine (DMAP) and 20 mg of anhydrous sodium sulfate (NA<sub>2</sub>SO<sub>4</sub>) in 2 ml of pyridine add 25 mg of succinic anhydride.
  - b. Stir the resulting slurry under closed top at room temperature for 3 hours.
  - c. Add 100 mg of dextran solution in 10 ml of dimethyl sulfoxide (DMSO).
  - d. Add 20 mg of each 4-dimethylamino pyridine (DMAP) and dicyclohexyl carbodiimide (DCC), stir the reaction mixture for 72 hours.

- 25 -

- e. Add 20 ml water, cool the solution, filter.
  - f. Dialyse the solution against water (changing water 3 times a day) for 3 days.
  - g. Filter the solution and extract it with chloroform (4 times) to remove any free organic material (viz DMAP, DCC, AZT).
  - h. Freeze dry the aqueous solution.
10. A process for the preparation of a complex of AZT and dextran sulfate comprising:
- a. Dissolve 50 - 500 mg of dextran sulfate in 10 - 50 ml of dimethyl sulfoxide + pyridine (1:1) mixture by warming.
  - b. Cool the solution, add 5 - 50 mg of each 4-dimethylamino pyridine (DMAP) and anhydrous sodium sulfate ( $\text{Na}_2\text{SO}_4$ ).
  - c. After 5 - 30 minutes add 50 - 500 mg of succinic anhydride and stir the solution for 1 - 24 hours at room temperature to 40°C.
  - d. Add 5 - 50 mg of each 4-dimethyl amino pyridine (DMAP) and dicyclohexyl carbodiimide (DCC).
  - e. Add 50 - 500 mg of AZT and stir the solution at room temperature to 40°C for 12 - 96 hours.
  - f. Add 25 ml water, cool the solution, filter.
  - g. Dialyse the solution against water (changing a solution 3 times a day) for 3 days.
  - h. Filter the solution and extract it with chloroform (4 times) to remove any free organic material (viz DMAP,

- 26 -

DCC, AZT).

- i. Freeze dry the aqueous solution.
11. A process for the preparation of a complex of AZT and dextran sulfate comprising:
    - a. Dissolve 100 mg of dextran sulfate in 25 ml of dimethyl sulfoxide + pyridine (1:1) mixture by warming.
    - b. Cool the solution, add 20 mg of each 4-dimethylamino pyridine (DMAP) and anhydrous sodium sulfate (Na<sub>2</sub>SO<sub>4</sub>).
    - c. After 5 minutes add 200 mg of succinic anhydride and stir the solution for 3 hours at room temperature.
    - d. Add 20 mg of each 4-dimethyl amino pyridine (DMAP) and dicyclohexyl carbodiimide (DCC).
    - e. Add 100 mg of AZT and stir the solution at room temperature for 72 hours.
    - f. Add 25 ml water, cool the solution, filter.
    - g. Dialyse the solution against water (changing a solution 3 times a day) for 3 days.
    - h. Filter the solution and extract it with chloroform (4 times) to remove any free organic material (viz DMAP, DCC, AZT).
    - i. Freeze dry the aqueous solution.
  12. A process for the preparation of a complex of AZT and dextran comprising:
    - a. Dissolve 200 mg - 2 gm of EDTA-monoanhydride in 10 - 50

- 27 -

- ml dimethyl sulfoxide (DMSO) by warming, cool and 0.1 - 2 ml triethylamine (TEA).
- b. Add 0.2 - 2 gm of dextran, warm the solution to dissolve dextran and stir the reaction mixture at room temperature to 40°C for 2 - 24 hours.
  - c. Add 5 - 50 mg of each 4-dimethylamino pyridine (DMAP) and dicyclohexyl carbodiimide (DCC) and 50 - 500 mg of AZT.
  - d. Stir the reaction mixture at room temperature to 40°C for 12 - 96 hours.
  - e. Add 20 ml water, cool, filter, and dialyse against water for 3 days.
  - f. Filter the solution and extract it with chloroform (4 times) to remove any free organic material.
  - g. Freeze dry the aqueous solution.
13. A process for the preparation of a complex of AZT and dextran comprising:
- a. Dissolve 1 gm of EDTA-monoanhydride in 20 ml dimethyl sulfoxide (DMSO) by warming, cool and 1 ml triethylamine (TEA).
  - b. Add 1 gm of dextran, warm the solution to dissolve dextran and stir the reaction mixture at room temperature for 6 hours.
  - c. Add 20 mg of each 4-dimethylamino pyridine (DMAP) and dicyclohexyl carbodiimide (DCC) and 100 mg of AZT.
  - d. Stir the reaction mixture at room temperature for 72 hours.

- 28 -

- e. Add 20 ml water, cool, filter, and dialyse against water for 3 days.
  - f. Filter the solution and extract it with chloroform (4 times) to remove any free organic material.
  - g. Freeze dry the aqueous solution.
14. A process for the preparation of a complex of AZT and dextran comprising:
- a. Dissolve 10 - 100 mg of EDTA-monoanhydride in 1 - 10 ml dimethyl sulfoxide (DMSO) by warming, cool, add 0.1 - 1 ml of triethylamine and 20 - 100 mg of AZT.
  - b. Stir the solution at room temperature to 40°C for 2 - 24 hours.
  - c. Add 5 - 50 mg of each 4-dimethylamino pyridine (DMAP) and dicyclohexyl carbodiimide (DCC) and 25 - 250 mg of AZT. Stir the reaction mixture for 1 - 24 hours.
  - d. Again add 5 - 50 mg of each 4-dimethyl amino pyridine and dicyclohexyl carbodiimide.
  - e. Dissolve 50 - 500 mg of dextran in 5 - 25 ml DMSO by warming, cool it, and add this solution to above mixture.
  - f. Stir the reaction mixture overnight at room temperature to 40°C.
  - g. Add 20 ml water, cool it, filter and dialyse against water for 3 days.
  - h. Filter, extract with chloroform (4 times) to remove any organic material.

- 29 -

- i. Freeze dry aqueous solution.
15. A process for the preparation of a complex of AZT and dextran comprising:
- a. Dissolve 28 mg of EDTA-monoanhydride in 2 ml dimethyl sulfoxide (DMSO) by warming, cool, add 0.1 ml of triethylamine and 27 mg of AZT.
  - b. Stir the solution at room temperature for 6 hours.
  - c. Add 10 mg of each 4-dimethylamino pyridine (DMAP) and dicyclohexyl carbodiimide (DCC) and 54 mg of AZT. Stir the reaction mixture for 3 hours.
  - d. Again add 10 mg of each 4-dimethyl amino pyridine and dicyclohexyl carbodiimide.
  - e. Dissolve 100 mg of dextran in 10 ml DMSO by warming, cool it, and add this solution to above mixture.
  - f. Stir the reaction mixture overnight at room temperature.
  - g. Add 20 ml water, cool it, filter and dialyse against water for 3 days.
  - h. Filter, extract with chloroform (4 times) to remove any organic material.
  - i. Freeze dry aqueous solution.
16. A process for the preparation of a complex of AZT and dextran comprising:
- a. To a solution of 25 - 250 mg of AZT, 2 - 25 mg of 4-dimethyl amino pyridine and 5 - 100 mg of anhydrous

- 30 -

sodium sulfate in 0.5 - 10 ml pyridine, add 25 - 100 mg of cis-aconitic anhydride.

- b. Stir the reaction mixture at room temperature to 40°C for 1 - 24 hours.
  - c. Dissolve 50 - 500 mg of dextran in 5 - 25 ml of DMSO by warming, cool the solution and add 5 - 50 mg of each 4-dimethyl amino pyridine and dicyclohexyl carbodiimide.
  - d. Add this solution to the above solution of AZT and stir the reaction mixture for 6 - 72 hours at room temperature to 40°C.
  - e. Add 20 ml water, cool, filter and dialyse against water for 3 days.
  - f. Filter, extract with chloroform (4 times) to remove any organic material.
  - g. Freeze dry aqueous solution.
17. A process for the preparation of a complex of AZT and dextran comprising:
- a. To a solution of 67 mg of AZT, 8 mg of 4-dimethyl amino pyridine and 25 mg of anhydrous sodium sulfate in 2.9 ml pyridine, add 59 mg of cis-aconitic anhydride.
  - b. Stir the reaction mixture at room temperature for 3 hours.
  - c. Dissolve 100 mg of dextran in 10 ml of DMSO by warming, cool the solution and add 20 mg of each 4-dimethyl amino pyridine and dicyclohexyl carbodiimide.
  - d. Add this solution to the above solution of AZT and stir

- 31 -

the reaction mixture for 24 hours at room temperature.

- e. Add 20 ml water, cool, filter and dialyse against water for 3 days.
- f. Filter, extract with chloroform (4 times) to remove any organic material.
- g. Freeze dry aqueous solution.

# INTERNATIONAL SEARCH REPORT

International Application No

PCT/CA 94/00449

**A. CLASSIFICATION OF SUBJECT MATTER**

IPC 6 A61K47/48

According to International Patent Classification (IPC) or to both national classification and IPC

**B. FIELDS SEARCHED**

Minimum documentation searched (classification system followed by classification symbols)

IPC 6 A61K

Documentation searched other than minimum documentation to the extent that such documents are included in the fields searched

Electronic data base consulted during the international search (name of data base and, where practical, search terms used)

**C. DOCUMENTS CONSIDERED TO BE RELEVANT**

Category *	Citation of document, with indication, where appropriate, of the relevant passages	Relevant to claim No.
A	WO,A,93 11763 (USHER THOMAS, C.) 24 June 1993 see page 11; claims ---	1-17
P,X	EP,A,0 579 435 (LOFTSSON THORSTEINN) 19 January 1994 see claims 1,16,20 ---	1,3-7
A	EP,A,0 369 463 (EISAI CO.) 23 May 1990 see claims 1,3; examples ---	8-17
X	EP,A,0 335 545 (UNIVERSITY OF FLORIDA) 4 October 1989 see claims 1,23 -----	1,3-7

Further documents are listed in the continuation of box C.

Patent family members are listed in annex.

\* Special categories of cited documents :

- "A" document defining the general state of the art which is not considered to be of particular relevance
- "E" earlier document but published on or after the international filing date
- "L" document which may throw doubts on priority claim(s) or which is cited to establish the publication date of another citation or other special reason (as specified)
- "O" document referring to an oral disclosure, use, exhibition or other means
- "P" document published prior to the international filing date but later than the priority date claimed

- "T" later document published after the international filing date or priority date and not in conflict with the application but cited to understand the principle or theory underlying the invention
- "X" document of particular relevance; the claimed invention cannot be considered novel or cannot be considered to involve an inventive step when the document is taken alone
- "Y" document of particular relevance; the claimed invention cannot be considered to involve an inventive step when the document is combined with one or more other such documents, such combination being obvious to a person skilled in the art.
- "&" document member of the same patent family

Date of the actual completion of the international search

29 December 1994

Date of mailing of the international search report

06.01.95

Name and mailing address of the ISA

European Patent Office, P.B. 5818 Patentlaan 2  
NL - 2280 HV Rijswijk  
Tel. (+ 31-70) 340-2040, Tx. 31 651 epo nl,  
Fax: (+ 31-70) 340-3016

Authorized officer

Berte, M

# INTERNATIONAL SEARCH REPORT

Information on patent family members

International Application No

PCT/CA 94/00449

Patent document cited in search report	Publication date	Patent family member(s)	Publication date
WO-A-9311763	24-06-93	CA-A- 2057289	10-06-93
		EP-A- 0616530	28-09-94
EP-A-0579435	19-01-94	US-A- 5324718	28-06-94
EP-A-0369463	23-05-90	JP-A- 3220201	27-09-91
		CA-A- 2002965	18-05-90
		DE-T- 68906762	11-11-93
		ES-T- 2057069	16-10-94
		US-A- 5120719	09-06-92
EP-A-0335545	04-10-89	US-A- 4983586	08-01-91
		DE-T- 68906942	18-11-93
		ES-T- 2058503	01-11-94
		AU-A- 3176289	27-07-89
		JP-A- 2009825	12-01-90
		US-A- 5017566	21-05-91
		US-A- 5024998	18-06-91