



US00D429981S

# United States Patent [19]

[11] Patent Number: **Des. 429,981**

So

[45] Date of Patent: **\*\* Aug. 29, 2000**

[54] **CORKSCREW**

[76] Inventor: **Kwok Kuen So**, 2nd Floor, Chuan Yuan Factory Building, 342-344 Kwun Tong Road, Kwun Tong, Kowloon, The Hong Kong Special Administrative Region of the People's Republic of China

[\*\*] Term: **14 Years**

|            |         |                 |       |           |
|------------|---------|-----------------|-------|-----------|
| D. 389,712 | 1/1998  | Usbeck          | ..... | D8/42     |
| D. 397,010 | 8/1998  | Usbeck          | ..... | D8/42     |
| D. 399,717 | 10/1998 | Gort-Barten     | ..... | D8/42     |
| D. 412,094 | 7/1999  | Weibel          | ..... | D8/42     |
| D. 413,777 | 9/1999  | Chang           | ..... | D8/42     |
| D. 419,839 | 2/2000  | Schulein et al. | ..... | D8/42     |
| 4,377,096  | 3/1983  | Allen           | ..... | 81/3.36   |
| 4,658,678  | 4/1987  | Pracht          | ..... | 81/3.29   |
| 4,727,779  | 3/1988  | Lee             | ..... | 81/3.37   |
| 4,756,214  | 7/1988  | Valtri et al.   | ..... | 81/3.45 X |
| 5,361,652  | 11/1994 | Andina          | ..... | 81/3.29   |

[21] Appl. No.: **29/103,866**

[22] Filed: **Apr. 23, 1999**

[30] **Foreign Application Priority Data**

Oct. 26, 1998 [GB] United Kingdom ..... 2078672

[51] **LOC (7) Cl.** ..... **07-06**

[52] **U.S. Cl.** ..... **D8/42**

[58] **Field of Search** ..... D8/33-43, 18, D8/19; 30/400-443; 81/3.07-3.49; 7/151-156

[56] **References Cited**

### U.S. PATENT DOCUMENTS

|            |         |           |       |         |
|------------|---------|-----------|-------|---------|
| 38,147     | 4/1863  | chinnock  | ..... | 81/3.29 |
| D. 281,855 | 12/1985 | Kuhn      | ..... | D8/42   |
| D. 335,072 | 4/1993  | Gourhant  | ..... | D8/42   |
| D. 339,041 | 9/1993  | Tanfoglio | ..... | D8/42   |
| D. 364,324 | 11/1995 | Entwistle | ..... | D8/42   |
| D. 366,198 | 1/1996  | Laib      | ..... | D8/42   |

*Primary Examiner*—Jeffrey Asch  
*Attorney, Agent, or Firm*—Leydig, Voit & Mayer

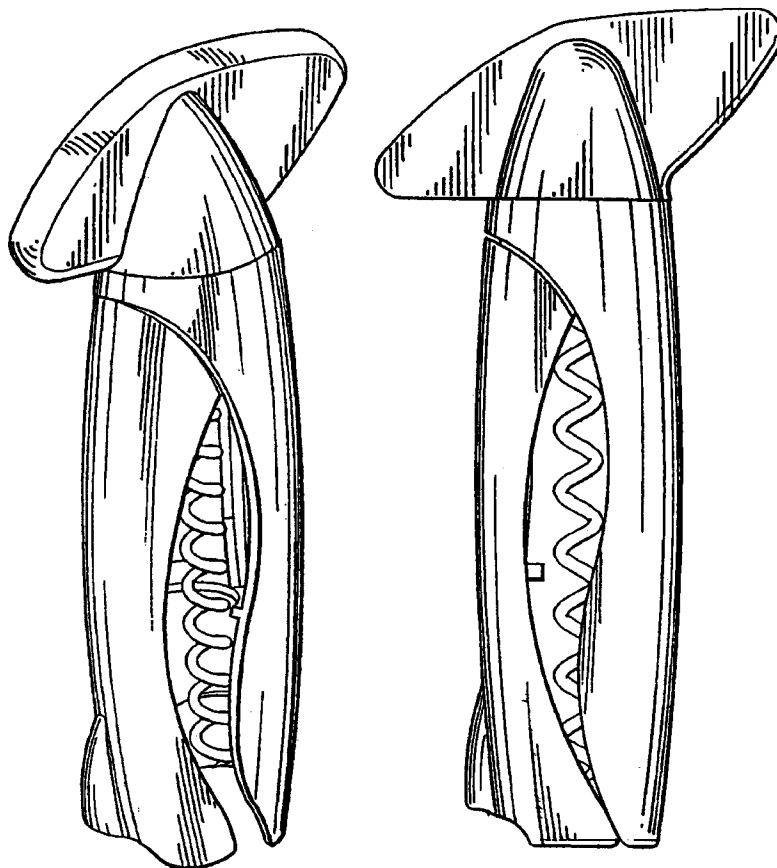
### [57] CLAIM

The ornamental design for a corkscrew, as shown and described.

### DESCRIPTION

FIG. 1 is a top, front and left side perspective view of a corkscrew showing my new design; FIG. 2 is a top, front and left side perspective view thereof, in a slightly different condition; FIG. 3 is a front elevational view thereof; FIG. 4 is a rear elevational view thereof; FIG. 5 is a left side elevational view thereof; FIG. 6 is a right side elevational view thereof; FIG. 7 is a top plan view thereof; and, FIG. 8 is a bottom plan view thereof.

**1 Claim, 3 Drawing Sheets**



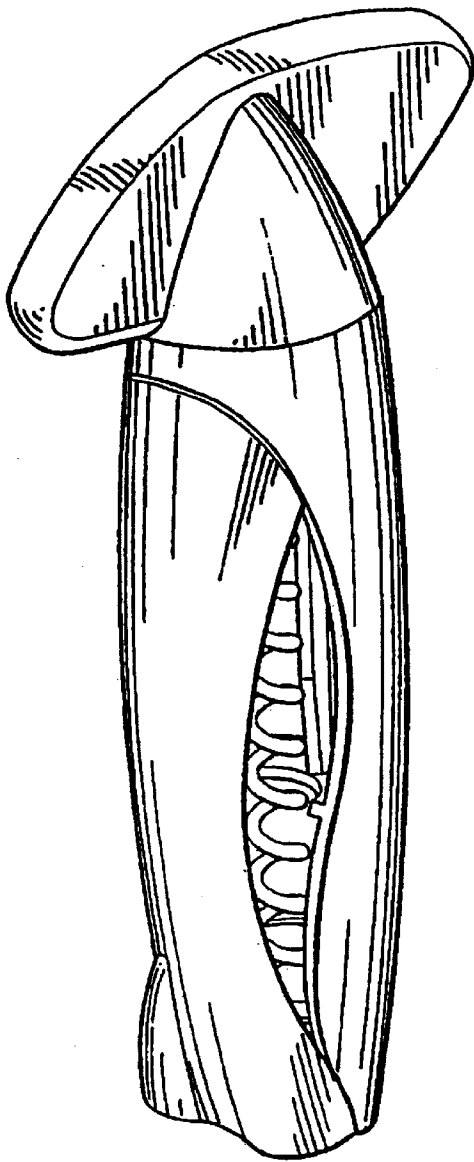


FIG. 1

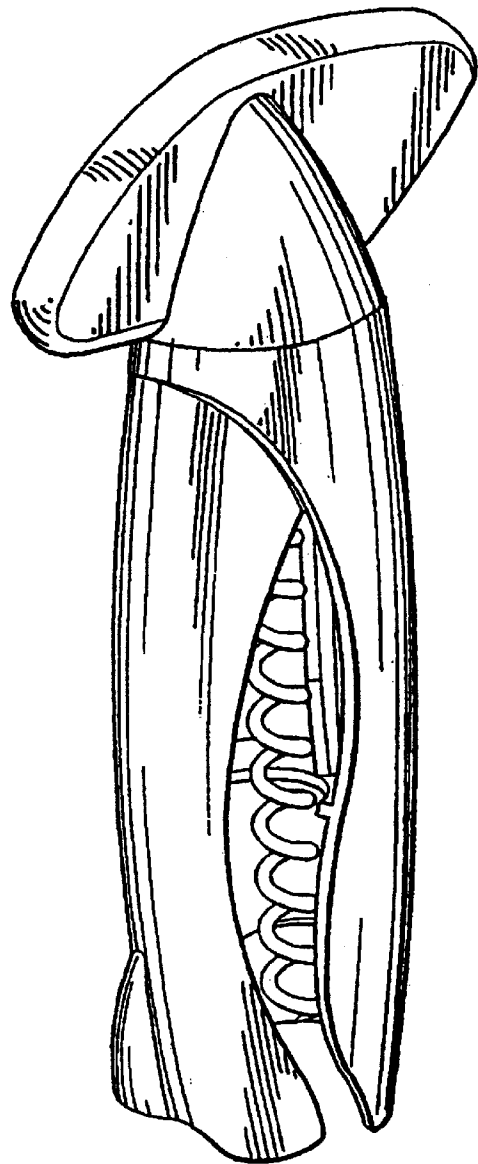


FIG. 2

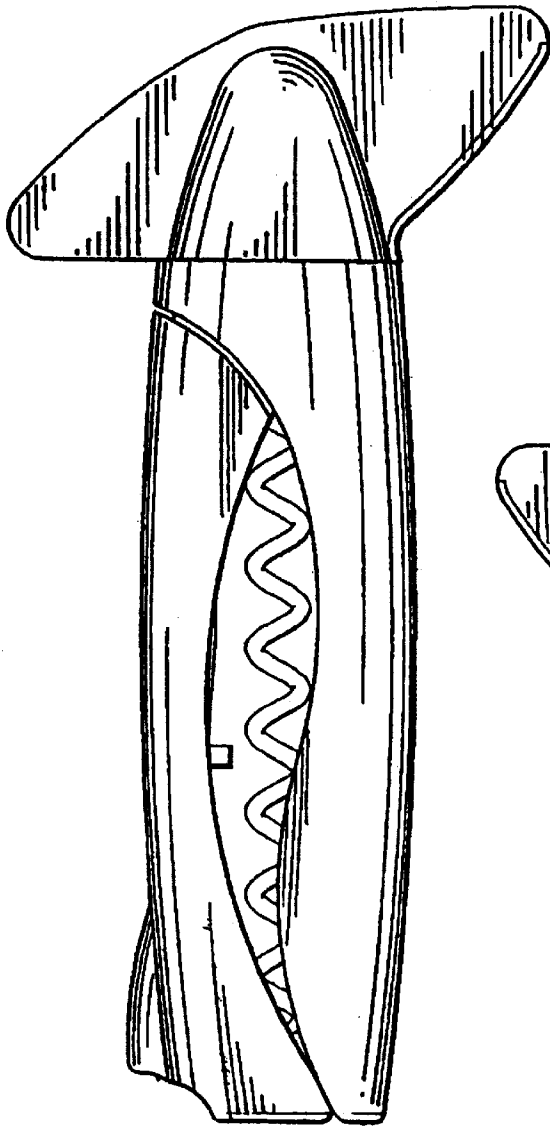


FIG. 3

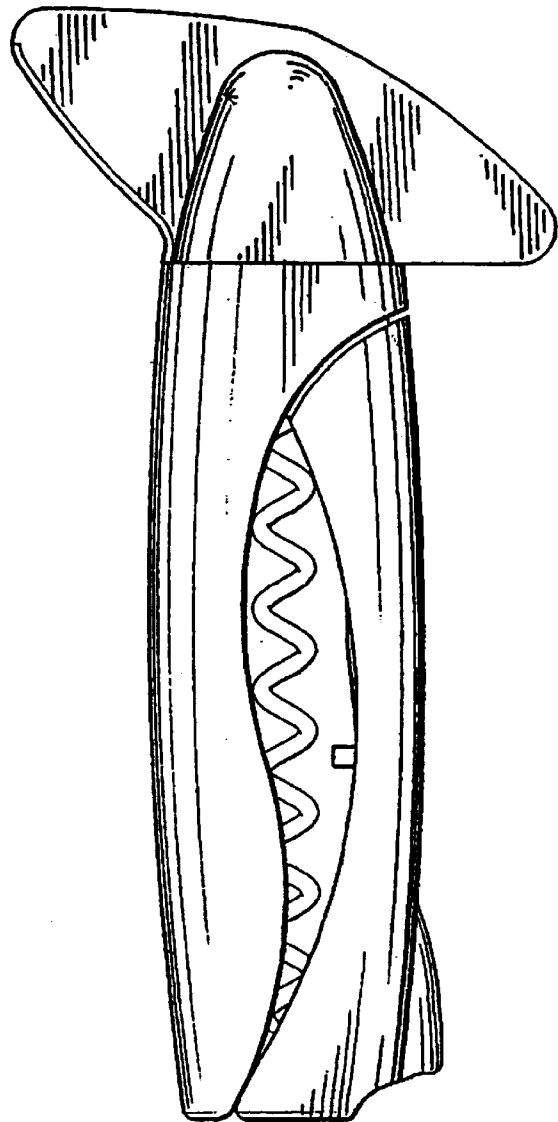


FIG. 4

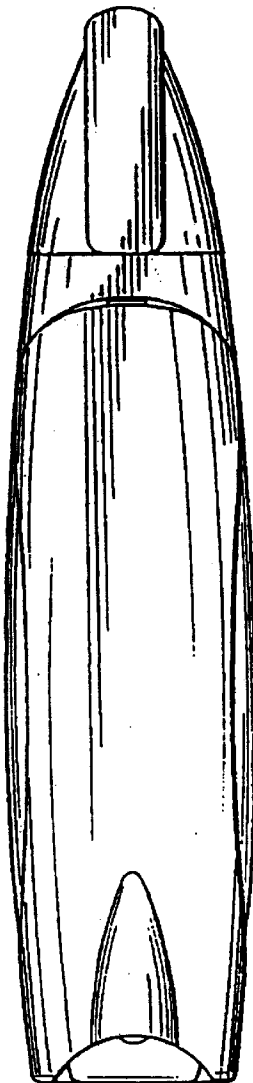


FIG. 5

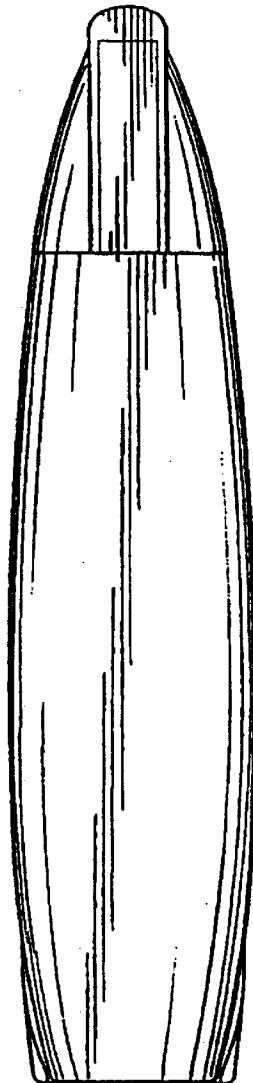


FIG. 6

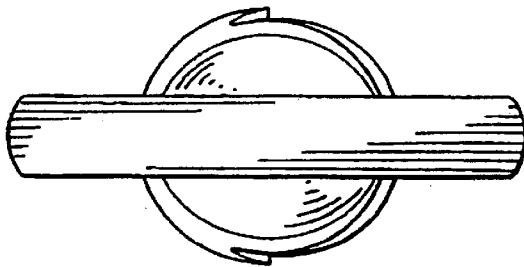


FIG. 7

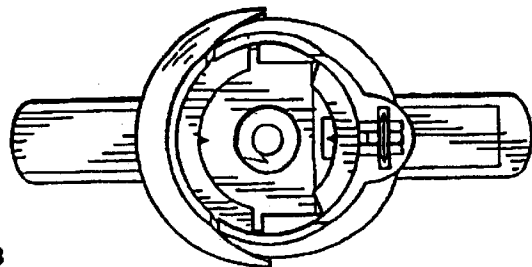


FIG. 8