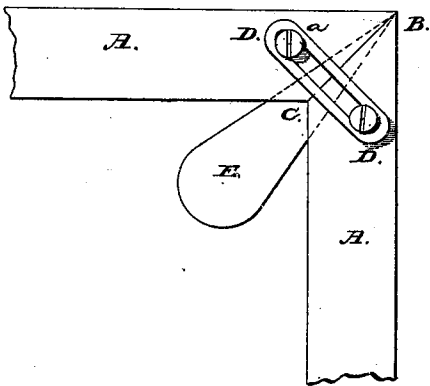


E. H. COLLINS.  
Canvas Stretcher.

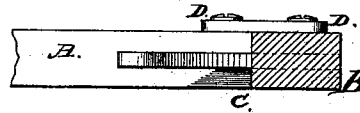
No. 202,330.

Patented April 16, 1878.

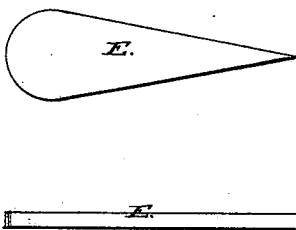
*Fig. 1.*



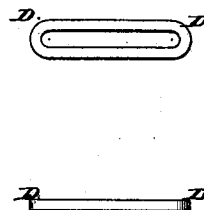
*Fig. 2.*



*Fig. 3.*



*Fig. 4.*



*Attest:*

*Lewis C. Goldborough*

*Walter R. Miller*

*Inventor:*

*Edward H. Collins*

*By John M. Webster*  
*Atty.*

# UNITED STATES PATENT OFFICE.

EDWARD H. COLLINS, OF DENVER, COLORADO.

## IMPROVEMENT IN CANVAS-STRETCHERS.

Specification forming part of Letters Patent No. **202,330**, dated April 16, 1878; application filed July 26, 1877.

*To all whom it may concern:*

Be it known that I, EDWARD H. COLLINS, of the city of Denver, in the county of Arapahoe and State of Colorado, have invented a new and useful Improvement in Stretching Prepared Canvas for Artists' Use, which improvement is fully set forth in the following specification and accompanying drawings, in which—

Figure 1 is a perspective view of one corner of a frame for stretching prepared canvas, containing a mitered joint with my metallic loop attached. Fig. 2 is a sectional view of mitered joint, with groove for wedge and position of metallic loop. Fig. 3 is a view of thickness and superficies of wedge. Fig. 4 is a view of thickness and superficies of metallic loop.

The object of my invention is to furnish a device for stretching prepared canvas for artists' use, in the most simple and economical manner, by means of my metallic loop sliding under screw-heads placed across the mitered joint at right angles opposite to the canvas,

which, with the aid of a wedge between the shoulders of the miter, will produce any desired tension of the canvas.

In the drawings, A A represent one corner of frame with mitered joint; B, the point of miter; C, the shoulder of miter; D D, my metallic loop; E, wedge at the shoulder of miter producing tension.

It will be seen by the foregoing that this device may be applied to any frame for stretching canvas for artists' use containing a mitered joint.

Having thus described my invention, I claim as new and desire to secure by Letters Patent—

In a stretcher-frame, the miter-joint B, combined with the metallic loop D and adjusting screw-heads A, substantially as and for the purpose set forth.

EDWARD H. COLLINS.

Witnesses:

WM. P. CALLAWAY,  
B. C. ADAMS.