

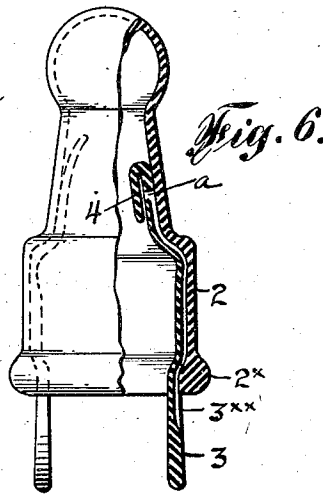
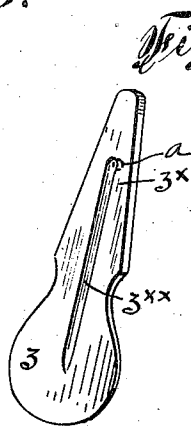

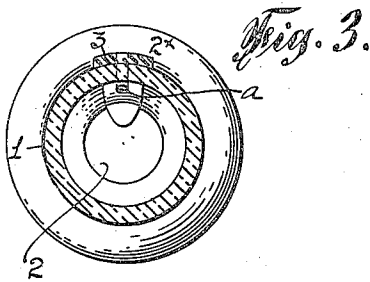
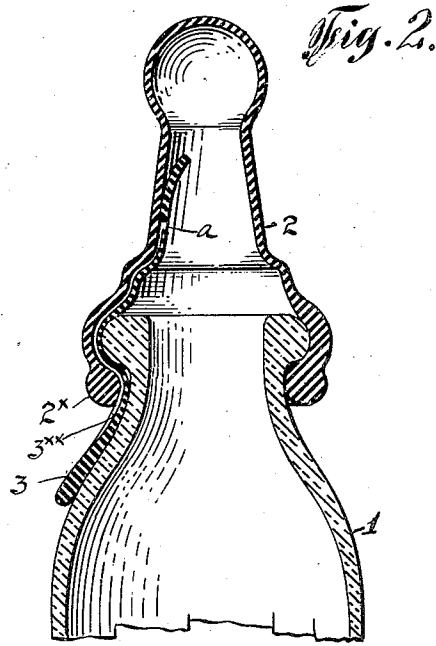
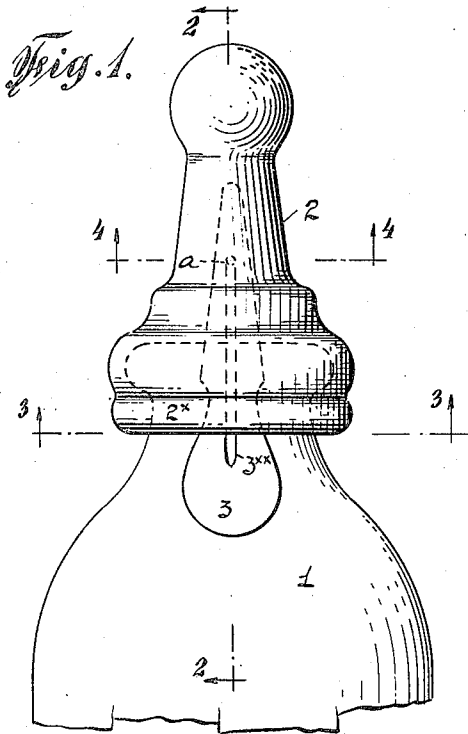
June 18, 1935.

H. D. NAUM

2,005,437

BOTTLE NIPPLE

Original Filed Dec. 16, 1932



INVENTOR
Harry D. Naum
BY *Lee Helms*
ATTORNEY

UNITED STATES PATENT OFFICE

2,005,437

BOTTLE NIPPLE

Harry D. Naum, Brooklyn, N. Y.

Application December 16, 1932, Serial No. 647,507
Renewed November 16, 1934

3 Claims. (Cl. 128—252)

The object of the present invention is to provide an infant's bottle nipple which will provide means for preventing suctional collapse of the nipple, combined with means for enabling ready placement and removal of the nipple so designed as to admit air to the bottle in order to prevent formation of semivacuum which is a recognized problem in the use of infants' bottles.

The invention will be described with reference to the accompanying drawing in which

Fig. 1 is a view in elevation of an embodiment of the invention in place on a bottle.

Fig. 2 is a longitudinal section on the line 2—2, Fig. 1.

Fig. 3 is a transverse section on the line 3—3, Fig. 1.

Fig. 4 is a transverse section on the line 4—4, Fig. 1.

Fig. 5 is a perspective view of the formed blank constituting the lifting, ventilating and collapse preventory element.

Fig. 6 is a view, partly on longitudinal section of a modified form of the invention.

Referring to the drawing 1 indicates a glass feeding bottle of usual construction. On Figs. 1 and 2, the beaded neck of the bottle has mounted thereon an embodiment of the invention comprising a nipple 2 having formed integrally therewith or cemented thereto a flexible lifting, ventilating and anticollapse element. The said element comprises a tab section 3, and an upwardly projecting finger-like section 3^x, both sections having a narrow longitudinally-extending channel 3^{xx}.

The lifting, ventilating and anti-collapse element is preferably molded with the nipple structure as an integral part thereof, and as shown in Fig. 3, it is set into the inner wall of the nipple head 2^x so as to lie flush therewith. The tab section 3 will project below the nipple to form a finger-piece, by means of which the nipple may be easily removed from the bottle by pulling the tab upward. The finger-like section 3^x will project upwardly into the nipple and the upper portion thereof may be left free, as shown in Fig. 2.

The section 3^x will act as a stop against the walls of the nipple adhering by the vacuum and pressure effect thereon by the mouth of the infant. When the nipple is formed channel 3^{xx} will lie toward the inner wall of the nipple forming therewith an air duct, the air flowing into the nipple through a small hole *a* passing through section 3^x. It will be understood that both the

channel 3^{xx} and hole *a* are magnified as to size in the drawing for the sake of clearness.

To prevent leakage of milk from the nipple and through the air channel 3^{xx} the latter at its top may be reversed in direction or be protected by a flap 4 as illustrated in Fig. 6. Thus the suction impulses given to the nipple will open the flap and permit the inflow of air, while the pressure or milk-expelling impulses will close the flap to prevent the forcing out of milk through channel 3^{xx}.

It will be understood that various modifications may be made in the form and arrangement of the elements comprising the embodiments shown and described herein without departing from the spirit of the invention what I claim and desire to secure by Letters Patent being as follows:

1. A bottle nipple formed with a top portion and an enlarged bottle-engaging base portion, having formed integrally with the base portion a lifting tab which tab is formed with an air passageway leading upwardly within the nipple and communicating with the interior thereof, the tab extending a substantial distance outwardly from the said base portion of the nipple and in such direction as to conform with the curvature of the neck of the bottle and be deflected thereby so as to lie flat against the same, the said projecting portion of the tab being adapted for grasping by the fingers to be moved away from the bottle and thence toward the top portion of the nipple for lifting the nipple from the bottle, and being adapted, when the nipple is laid on a plane surface, to hold the nipple with its base elevated for the reception of air.

2. A bottle nipple formed with a top portion and an enlarged bottle-engaging base portion having formed integrally with the base portion a lifting tab which tab is formed with an air passageway leading upwardly within the nipple and communicating with the interior thereof, the tab extending a substantial distance outwardly from the base portion of the nipple and the communication between the air passageway and the interior of the nipple being at a point substantially above the bottle-engaging portion of the nipple whereby said passageway is elongated and serves to resist by the frictional action of its walls the downward discharge of milk from the passageway, while permitting inflow of air when the top portion of the nipple is collapsed in normal use thereof.

3. A bottle nipple formed with a top portion and an enlarged bottle-engaging base portion having formed integrally with the base portion a

lifting tab which tab is formed with an air passageway leading to a point within the nipple and communicating with the interior thereof, the tab extending a substantial distance outwardly from the base portion of the nipple and the communication between the air passageway and the interior of the nipple being at a point above the bottle-engaging portion of the nipple whereby said passageway is elongated and serves to resist by the frictional action of its walls the discharge of milk from the passageway, while permitting inflow of air when the top portion of the nipple is collapsed and then released in normal use thereof.

HARRY D. NAUM.