



US00D743935S

(12) **United States Design Patent**  
**Wapler et al.**

(10) **Patent No.:** **US D743,935 S**

(45) **Date of Patent:** **\*\* Nov. 24, 2015**

(54) **HEADSET**

(71) Applicant: **Stryker European Holdings I, LLC**,  
Kalamazoo, MI (US)

(72) Inventors: **Matthias Wapler**, Kirchzarten (DE);  
**Sascha Kubis**, Freiburg (DE)

(73) Assignee: **STRYKER EUROPEAN HOLDINGS,**  
**I, LLC**, Kalamazoo, MI (US)

(\*\*) Term: **14 Years**

(21) Appl. No.: **29/511,445**

(22) Filed: **Dec. 10, 2014**

(30) **Foreign Application Priority Data**

Nov. 5, 2014 (EM) ..... 001424378-0007

(51) **LOC (10) CL.** ..... **14-01**

(52) **U.S. Cl.**  
USPC ..... **D14/205**

(58) **Field of Classification Search**  
USPC ..... D14/205, 223; D16/309, 315, 340;  
D29/103, 107, 110; 181/129, 130, 135;  
379/430, 431; 381/380, 381; D24/140,  
D24/150; 351/158

CPC ..... H04R 1/1016  
See application file for complete search history.

(56) **References Cited**

**U.S. PATENT DOCUMENTS**

2,560,669 A \* 7/1951 Vaca ..... 2/10  
D207,919 S \* 6/1967 Fai ..... D16/309  
D269,611 S \* 7/1983 Saito ..... D14/205

4,856,089 A \* 8/1989 Horton ..... 455/351  
D306,164 S \* 2/1990 Johnson et al. .... D14/154  
5,020,150 A \* 5/1991 Shannon ..... 455/343.1  
D342,080 S \* 12/1993 Cargle ..... D16/309  
D352,300 S \* 11/1994 Gales ..... D16/309  
D397,334 S \* 8/1998 Larian ..... D14/372  
6,105,714 A \* 8/2000 Lindgren ..... 181/135  
D443,864 S \* 6/2001 Obata ..... D14/126  
6,762,885 B1 \* 7/2004 Ogasawara et al. .... 359/630  
D550,202 S \* 9/2007 Meier et al. .... D14/206  
D579,442 S \* 10/2008 Kim et al. .... D14/205  
D587,680 S \* 3/2009 Komiyama ..... D14/205  
D594,442 S \* 6/2009 Chon et al. .... D14/205  
7,900,281 B2 \* 3/2011 Wozniak ..... 2/448  
D658,812 S \* 5/2012 Miller et al. .... D29/107  
D678,858 S \* 3/2013 Feng et al. .... D14/205  
D690,681 S \* 10/2013 Ito et al. .... D14/205  
D691,105 S \* 10/2013 Ito et al. .... D14/205  
D703,634 S \* 4/2014 Han ..... D14/205  
2002/0051115 A1 \* 5/2002 Yoshimura et al. .... 351/110

\* cited by examiner

*Primary Examiner* — Paula Greene

(74) *Attorney, Agent, or Firm* — Howard & Howard  
Attorneys PLLC

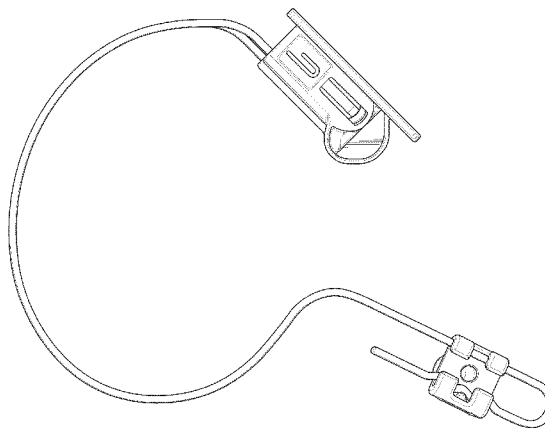
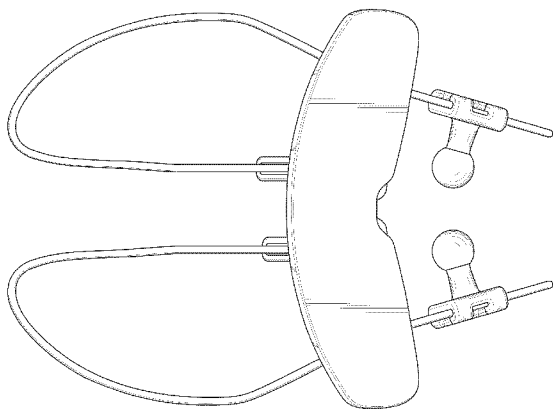
(57) **CLAIM**

The ornamental design for a headset, as shown and described.

**DESCRIPTION**

FIG. 1 is a right-side view of a headset comprising a pair of wires, a pair of ear plugs, and a support plate; FIG. 2 is a top view of the headset; FIG. 3 is a left-side view of the headset; FIG. 4 is a bottom view of the headset; FIG. 5 is a front view of the headset; and, FIG. 6 is a rear view of the headset.

**1 Claim, 6 Drawing Sheets**



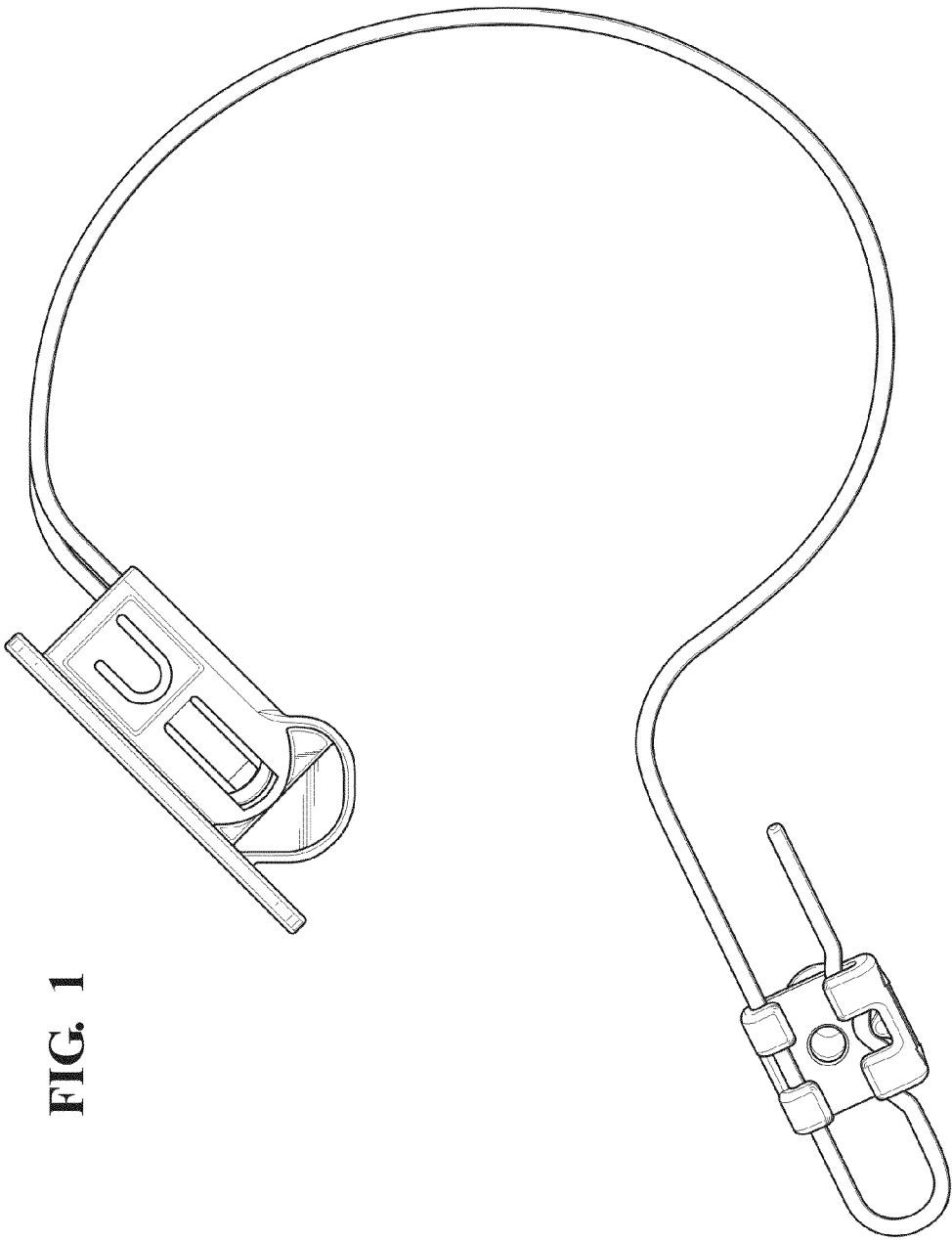


FIG. 1

FIG. 2

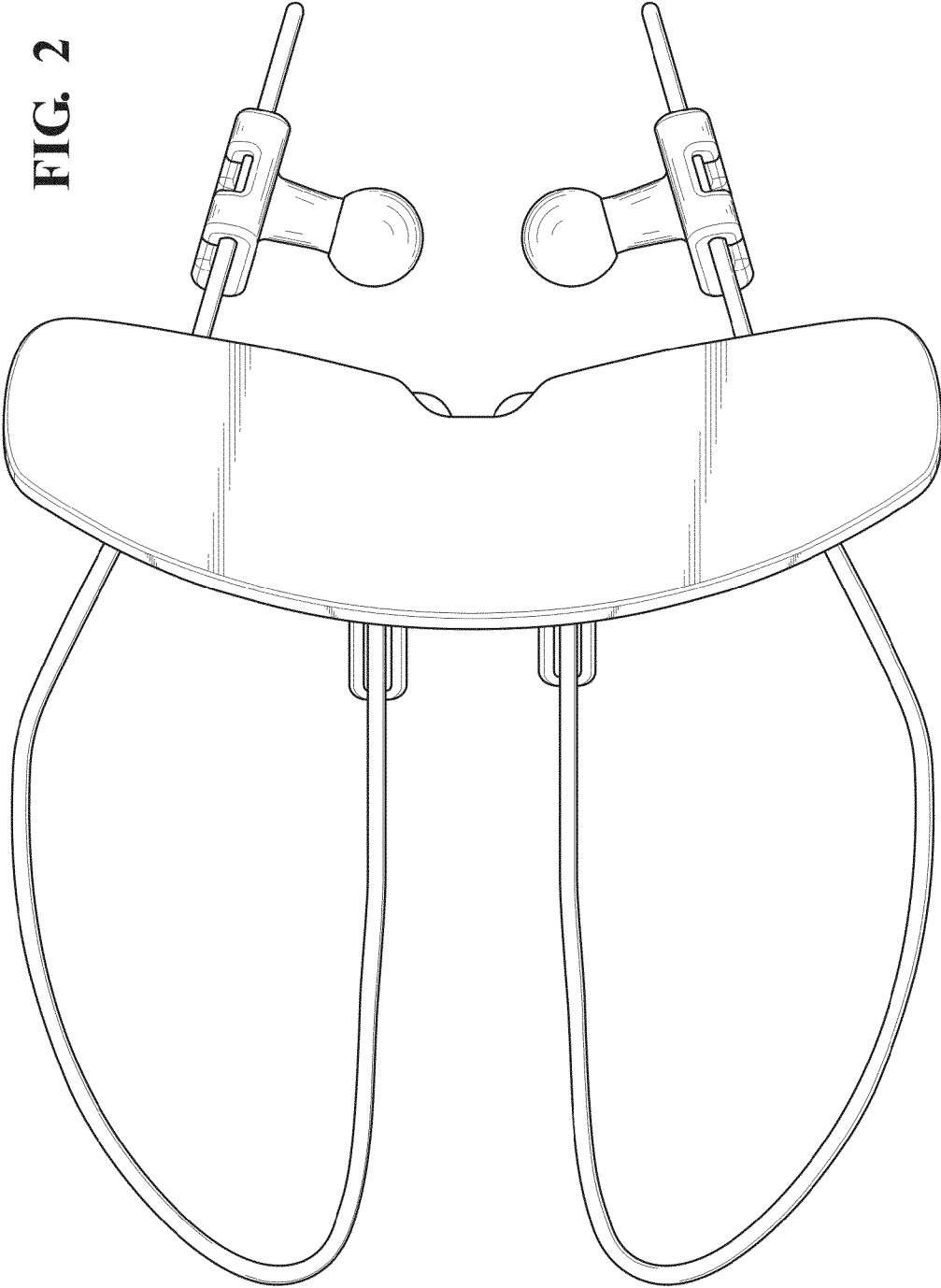


FIG. 3

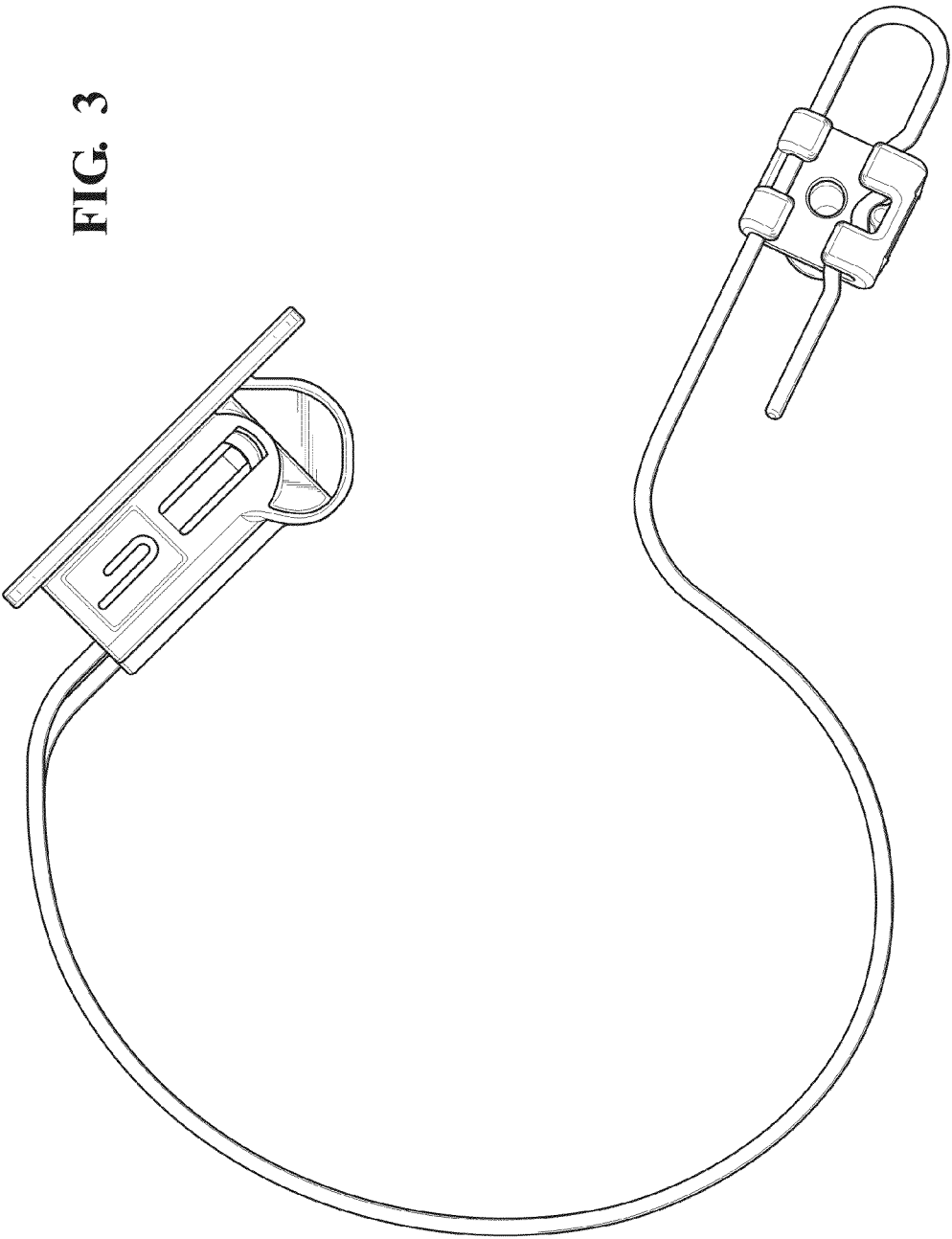
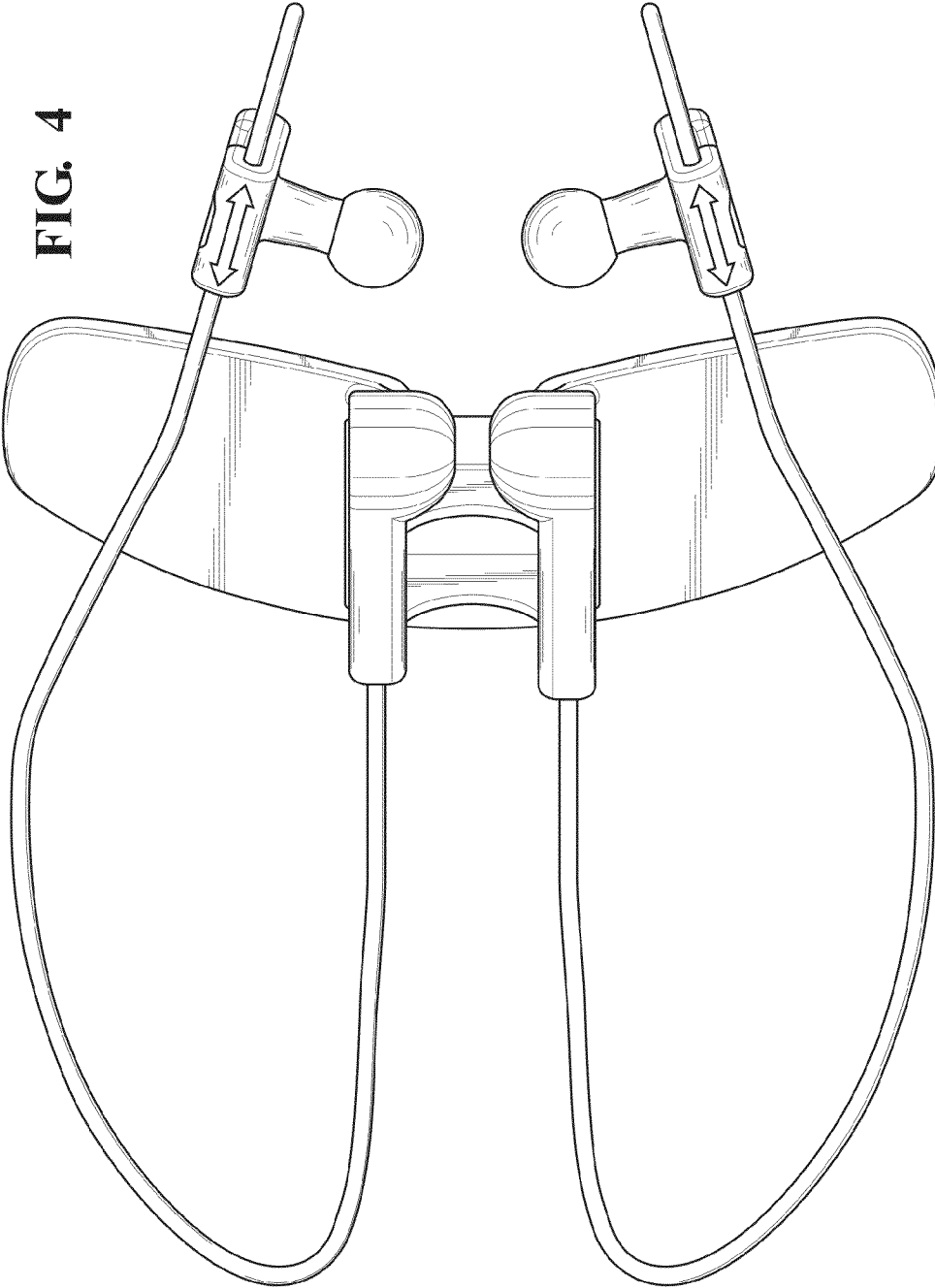


FIG. 4



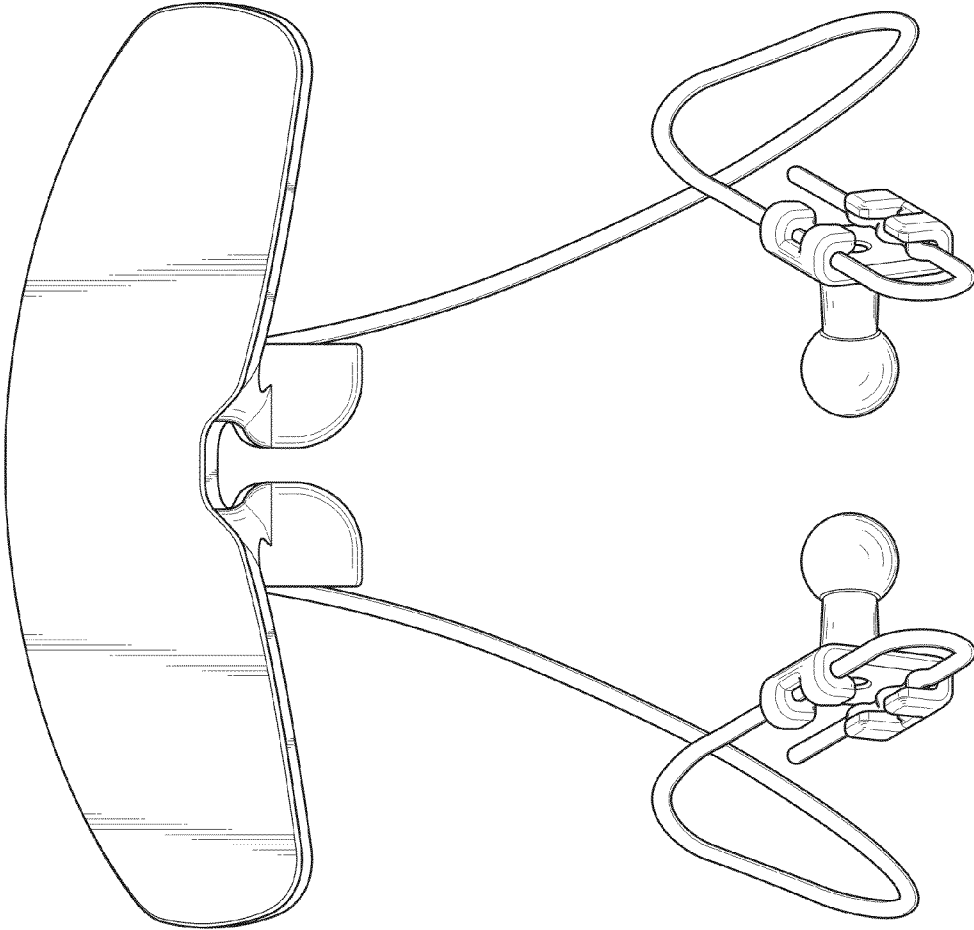


FIG. 5

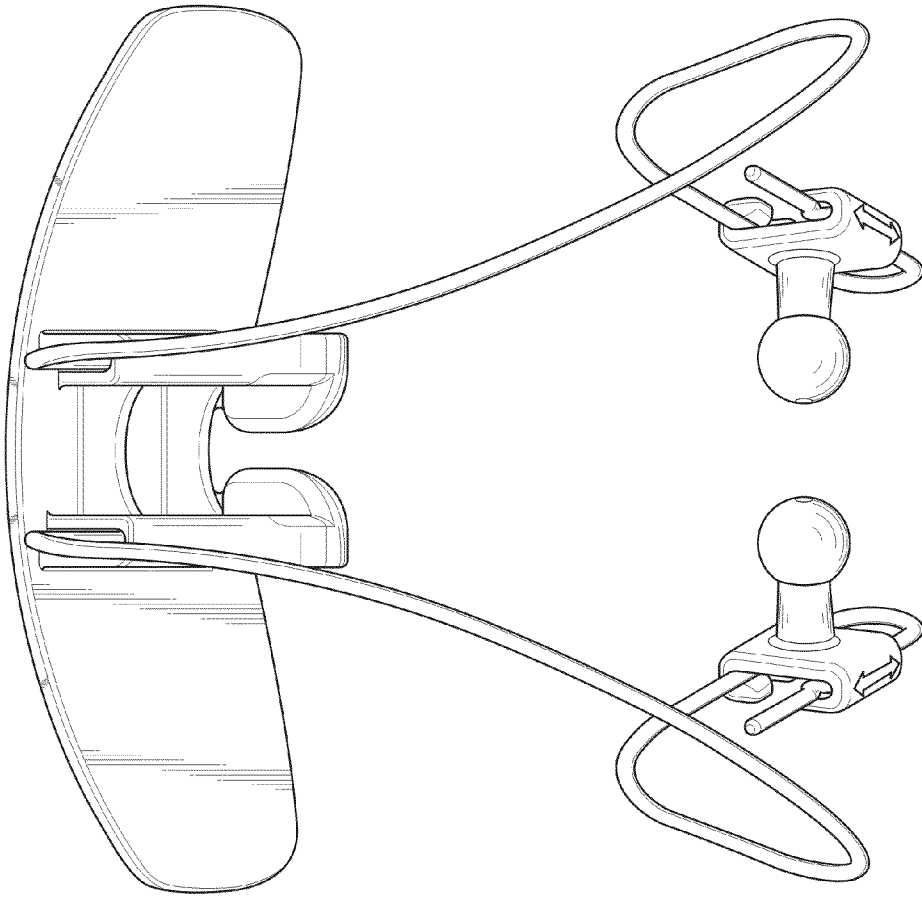


FIG. 6