



US00D473972S

(12) **United States Design Patent** (10) **Patent No.:** **US D473,972 S**
Chuang (45) **Date of Patent:** **** *Apr. 29, 2003**

(54) **LIGHTER**

D454,409 S * 3/2002 Chuang D27/157

(76) Inventor: **Shao-Chi Chuang**, No. 13, Nong 41,
Lane 8, Tian Mu East Rd., Taiepi City
(TW)

* cited by examiner

Primary Examiner—Jennifer Rivard
(74) *Attorney, Agent, or Firm*—Charles E. Baxley

(*) Notice: This patent is subject to a terminal disclaimer.

(57) **CLAIM**

(**) Term: **14 Years**

The ornamental design for a lighter, as shown and described.

DESCRIPTION

(21) Appl. No.: **29/155,479**

FIG. 1 is a perspective view of a lighter showing my new design;

(22) Filed: **Feb. 12, 2002**

FIG. 2 is a front elevational view thereof;

(51) **LOC (7) Cl.** **27-05**

FIG. 3 is a rear elevational view thereof;

(52) **U.S. Cl.** **D27/157**

FIG. 4 is a left side elevational view; the right side elevational view being identical to that shown thereof;

(58) **Field of Search** D27/141, 148,
D27/152-155, 157, 159, 160; 431/129,
130, 132, 142-144, 151, 254-256, 267,
273-277, 253

FIG. 5 is a top plan view thereof;

FIG. 6 is a bottom plan view thereof; and,


FIG. 7 is a perspective view of lighter, the broken lines shown are for illustrative purposes only and form no part of the claimed design.

(56) **References Cited**

U.S. PATENT DOCUMENTS

D307,061 S * 4/1990 Nitta D27/141

1 Claim, 6 Drawing Sheets






FIG. 1

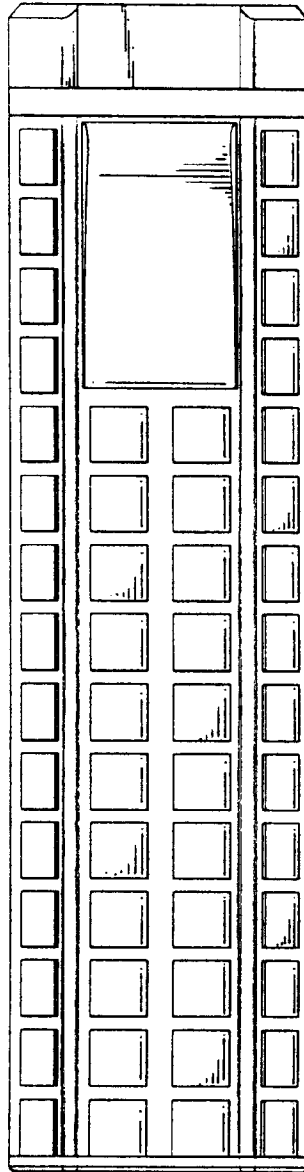


FIG. 2




FIG. 3

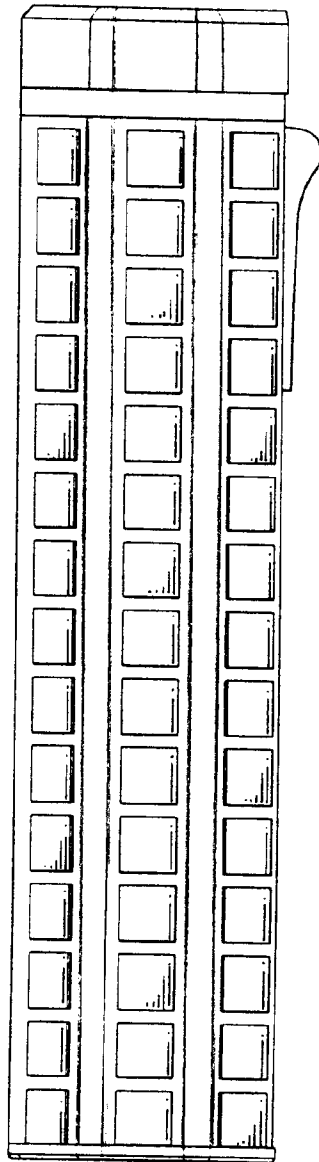


FIG. 4

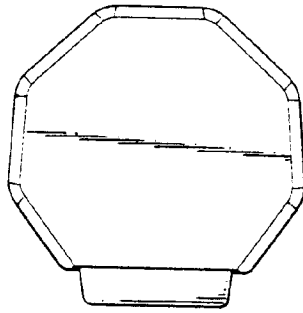


FIG. 5

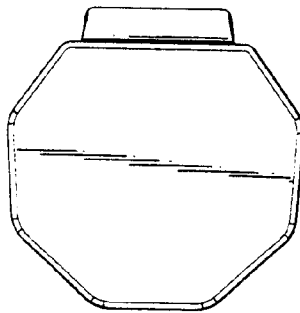


FIG. 6




FIG. 7