



US00D714580S

(12) **United States Design Patent**
Moon et al.

(10) **Patent No.:** **US D714,580 S**

(45) **Date of Patent:** **** Oct. 7, 2014**

(54) **WATER COOLER-HEATER**

(75) Inventors: **Young Mu Moon**, Gyeonggi-do (KR);
Ki Jung Lim, Gyeonggi-do (KR);
Byung Woo Kwon, Seoul (KR)

(73) Assignee: **Clover Co., Ltd.**, Gyeonggi-do (KR)

(**) Term: **14 Years**

(21) Appl. No.: **29/432,243**

(22) Filed: **Sep. 14, 2012**

(30) **Foreign Application Priority Data**

Aug. 9, 2012 (KR) 30-2012-0038390

(51) **LOC (10) Cl.** **07-01**

(52) **U.S. Cl.**
USPC **D7/307; D7/308; D7/313**

(58) **Field of Classification Search**
USPC **D7/306-308, 311, 313, 305; 222/146.6**
See application file for complete search history.

(56) **References Cited**

U.S. PATENT DOCUMENTS

D228,685	S	*	10/1973	Radcliffe	D7/307
D322,534	S	*	12/1991	Chaney	D7/306
D350,453	S	*	9/1994	Chaney	D7/306
D366,179	S	*	1/1996	Hauser et al.	D7/307
D367,797	S	*	3/1996	Hauser et al.	D7/307
D394,185	S	*	5/1998	Eddy et al.	D7/392
D399,088	S	*	10/1998	Chaney	D7/307
5,927,557	A	*	7/1999	Busick et al.	222/185.1

6,793,099	B1	*	9/2004	Sleiman	222/67
D554,930	S	*	11/2007	Lavy	D7/307
D585,690	S	*	2/2009	Dammkoehler	D7/307
D608,130	S	*	1/2010	Moon et al.	D7/306
D623,885	S	*	9/2010	Wang	D7/306
D635,812	S	*	4/2011	Wang	D7/306
D642,849	S	*	8/2011	Wang	D7/306
D643,239	S	*	8/2011	Wang	D7/306
D643,240	S	*	8/2011	Yui	D7/307
D643,666	S	*	8/2011	Yui	D7/307
D647,354	S	*	10/2011	Wang	D7/306
D651,842	S	*	1/2012	Spear et al.	D7/306
D660,636	S	*	5/2012	Wang	D7/306
D663,154	S	*	7/2012	Wang	D7/307
D677,102	S	*	3/2013	Walton et al.	D7/306

* cited by examiner

Primary Examiner — Marianne Pandozzi

(74) *Attorney, Agent, or Firm* — Occhiuti & Rohlicek LLP

(57) **CLAIM**

The ornamental design for a water cooler-heater, as shown and described.

DESCRIPTION

FIG. 1 is a perspective view of water cooler-heater showing a new design in use.

FIG. 2 is a front view thereof.

FIG. 3 is a rear view thereof.

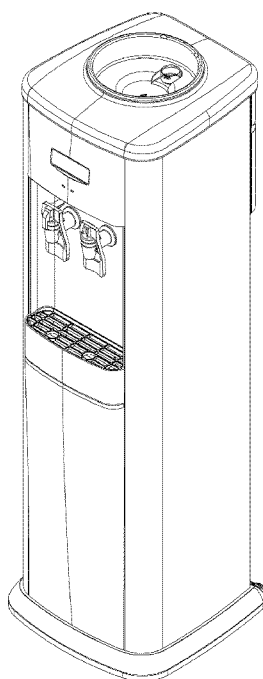
FIG. 4 is a left-side view thereof.

FIG. 5 is a right-side view thereof.

FIG. 6 is a top plan view thereof; and,

FIG. 7 is a bottom view thereof.

1 Claim, 6 Drawing Sheets



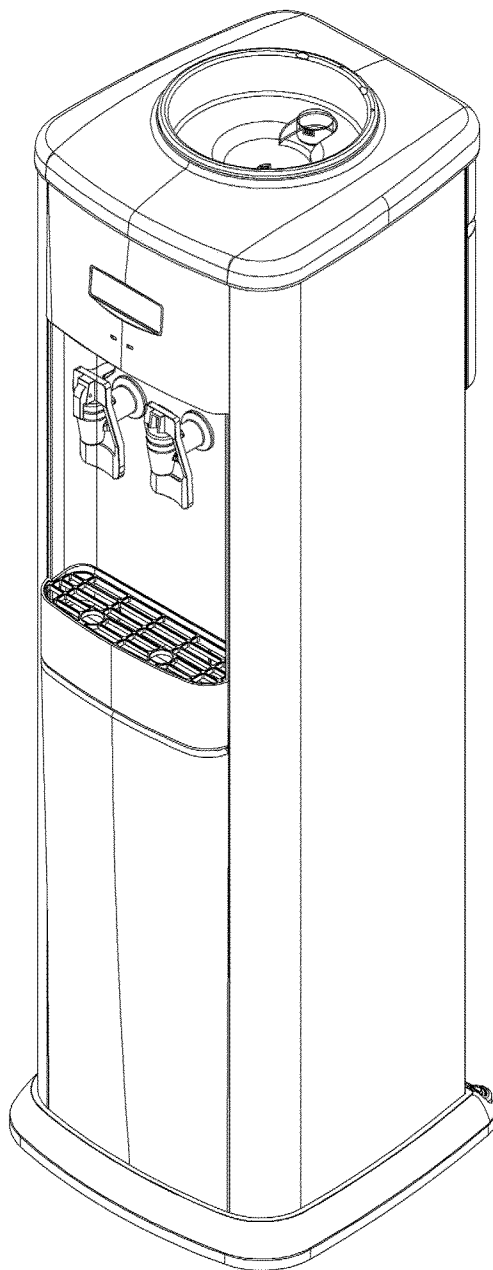


FIG. 1

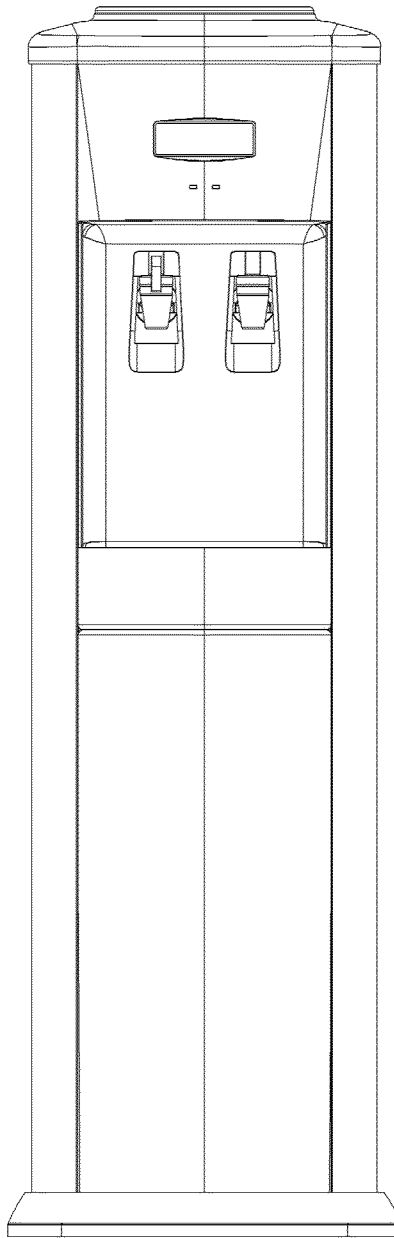


FIG. 2

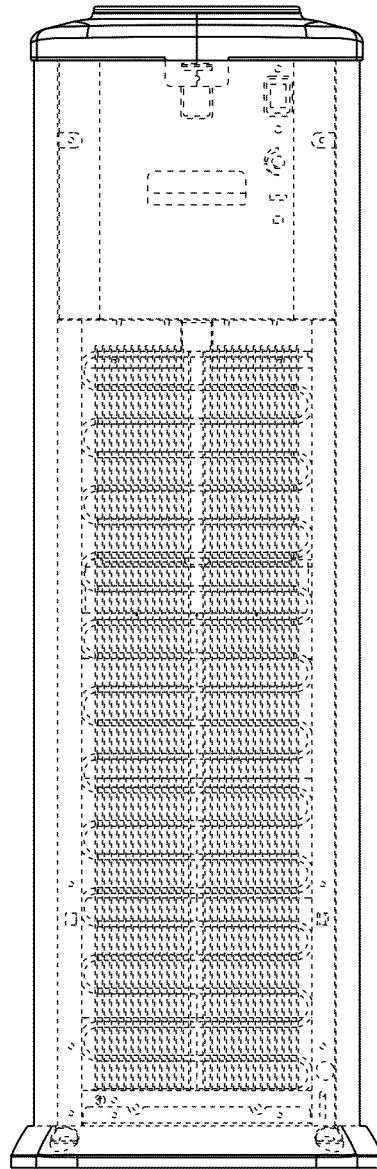


FIG. 3




FIG. 4

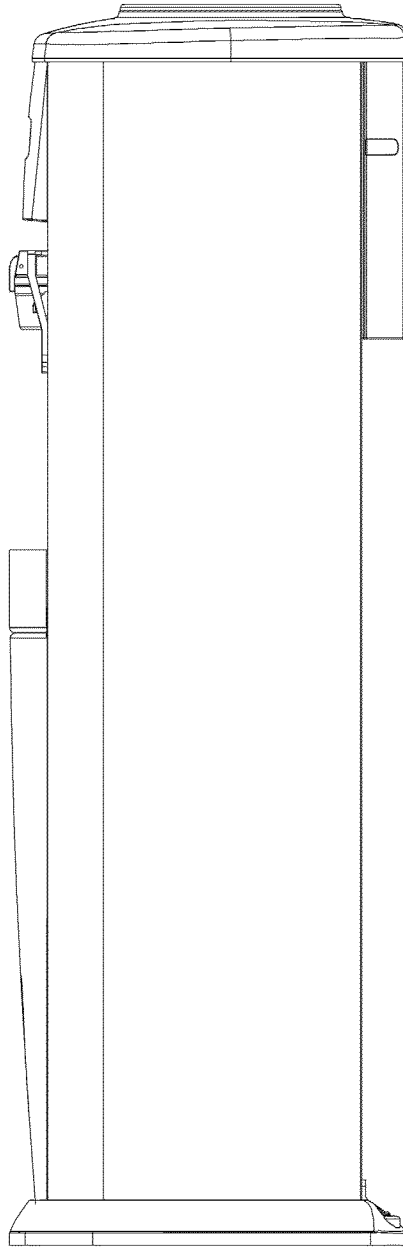


FIG. 5

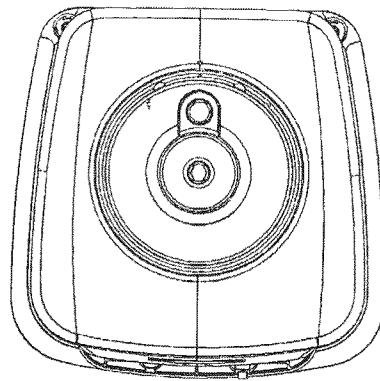


FIG. 6

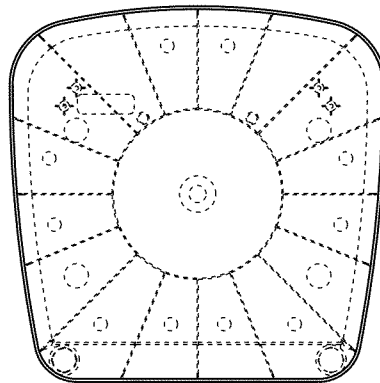


FIG. 7