



(12) **United States Design Patent**  
**Sohn**

(10) **Patent No.:** **US D875,083 S**  
(45) **Date of Patent:** **\*\* Feb. 11, 2020**

(54) **WIRELESS SMART BUTTON**

FOREIGN PATENT DOCUMENTS

(71) Applicant: **SAMSUNG ELECTRONICS CO., LTD.**, Suwon-si, Gyeonggi-do (KR)

CN 303805649 S 8/2016  
EM 001940552-0015 10/2011

(Continued)

(72) Inventor: **Jungjoo Sohn**, Seoul (KR)

OTHER PUBLICATIONS

(73) Assignee: **SAMSUNG ELECTRONICS CO., LTD.**, Gyeonggi-Do (KR)

1st Generation Smart Button Reset. Youtube [online]. 1 page [retrieved on Jul. 3, 2018]. Retrieved from the Internet: <URL: <https://www.youtube.com/watch?v=EDfGd8B-fyQ>.

(Continued)

(\*\*) Term: **15 Years**

(21) Appl. No.: **29/655,425**

(22) Filed: **Jul. 3, 2018**

*Primary Examiner* — John Windmuller

(74) *Attorney, Agent, or Firm* — Cantor Colburn LLP

(30) **Foreign Application Priority Data**

(57) **CLAIM**

The ornamental design for a wireless smart button, as shown and described.

Mar. 5, 2018 (KR) ..... 30-2018-0010651

(51) **LOC (12) Cl.** ..... **14-03**

(52) **U.S. Cl.**

USPC ..... **D14/218**

(58) **Field of Classification Search**

USPC ..... D14/218, 496, 434, 203.3, 225, 205, D14/203.7, 388, 402; D13/168  
CPC ..... H03J 3/12; G08G 5/0013; H04N 5/44543; G06F 3/016

See application file for complete search history.

**DESCRIPTION**

FIG. 1 is a front top right perspective view of a wireless smart button, showing my new design;  
FIG. 2 is a front view thereof;  
FIG. 3 is a rear view thereof;  
FIG. 4 is a left-side view thereof;  
FIG. 5 is a right-side view thereof;  
FIG. 6 is a top view thereof; and  
FIG. 7 is a bottom view thereof.  
FIG. 8 is a rear bottom left perspective view thereof;  
FIG. 9 is a cross-sectional view thereof, taken along line 9-9 in FIG. 6;

FIG. 10 is an exploded view of FIG. 8; and,  
FIG. 11 is an exploded view of FIG. 1, in a Tag environment. The even-dash broken lines depict portions of the wireless smart button that form no part of the claimed design. The dot-dash broken lines depicting the Tag in FIG. 11 are for environmental purposes only and form no part of the claimed design.

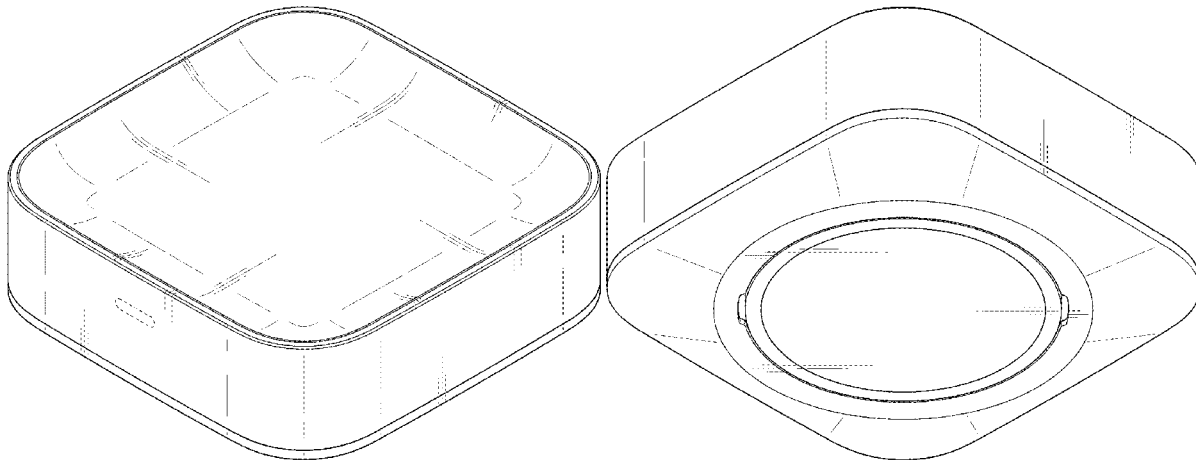
(56) **References Cited**

U.S. PATENT DOCUMENTS

D595,262 S \* 6/2009 Nousiainen ..... D14/206  
D598,009 S \* 8/2009 Painter ..... D14/218  
D613,271 S \* 4/2010 Painter ..... D14/218  
D613,272 S \* 4/2010 Painter ..... D14/218  
D722,983 S 2/2015 Paredes  
D723,552 S \* 3/2015 Clegg ..... D14/341  
D728,489 S \* 5/2015 Eriksen ..... D13/168  
D764,419 S \* 8/2016 Kashimoto ..... D13/168  
D806,657 S \* 1/2018 Russo ..... D13/168

(Continued)

**1 Claim, 11 Drawing Sheets**



(56)

**References Cited**

## U.S. PATENT DOCUMENTS

D845,931 S \* 4/2019 Kosuge ..... D14/218  
D854,518 S \* 7/2019 Zhang ..... D14/218  
D856,942 S \* 8/2019 Chen ..... D13/168  
2007/0073423 A1\* 3/2007 Jeong ..... G05B 19/0421  
700/65

## FOREIGN PATENT DOCUMENTS

EM 002980037-0002 2/2016  
KR 300658872 S 9/2012  
KR 300877820 S 10/2016  
KR 300930697 S 11/2017

## OTHER PUBLICATIONS

2nd Generation Smart Button Reset. Youtube [online]. 1 page [retrieved on Jul. 3, 2018]. Retrieved from the Internet: <URL: <https://www.youtube.com/watch?v=z8SOcBsrU8E>.

CliQ—Smart Wireless Sensor for Automated Modern Living (Canceled). Kickstarter [online]. p. 1-26 [retrieved on Jul. 3, 2018]. Retrieved from the Internet: <URL: <https://www.kickstarter.com/projects/1346796387/cliq-smart-wireless-sensor-for-automated-modern-li>.

FLIC Wireless Smart Button. [online]. 1 Page [retrieved on Jul. 3, 2018]. Retrieved from the Internet: <URL: <http://blog.naver.com/artlife/220225019163>.

Knocki: Make Any Surface Smart by Knocki. [online]. 1 Page [retrieved on Jul. 3, 2018]. Retrieved from the Internet: <URL: <https://wixtm.blog.me/220716031221>.

Nurum. [online]. pp. 1-14 [retrieved on Jul. 3, 2018]. Retrieved from the Internet: <URL: <https://post.naver.com/viewer/postView.nhn?volumeNo=9537007&memberNo=17046967>.

\* cited by examiner

FIG. 1

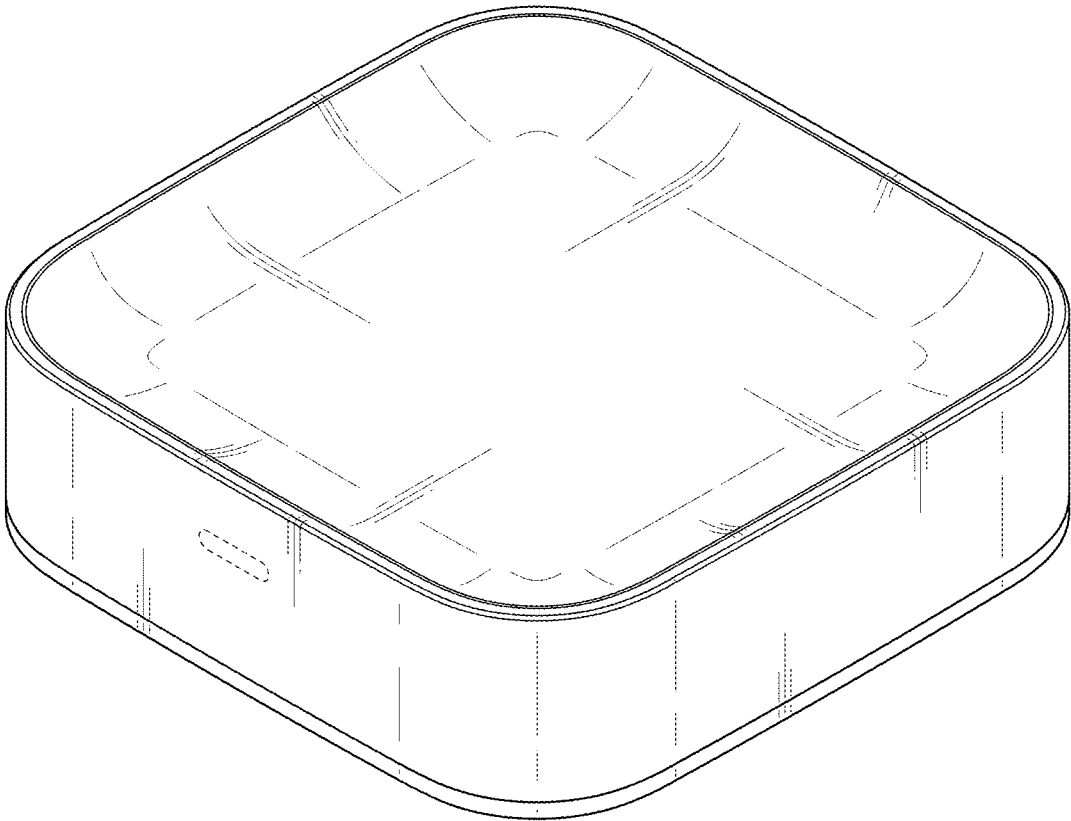


FIG. 2

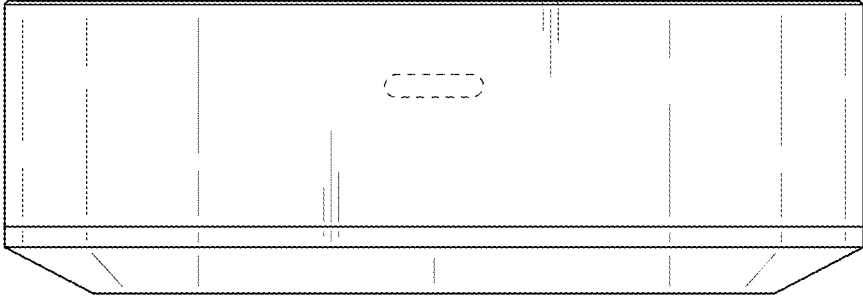


FIG. 3

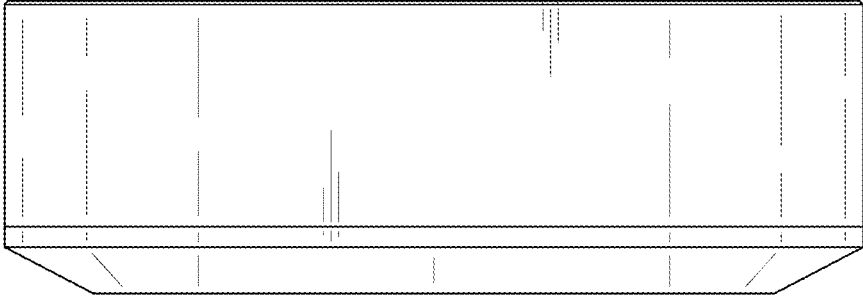


FIG. 4

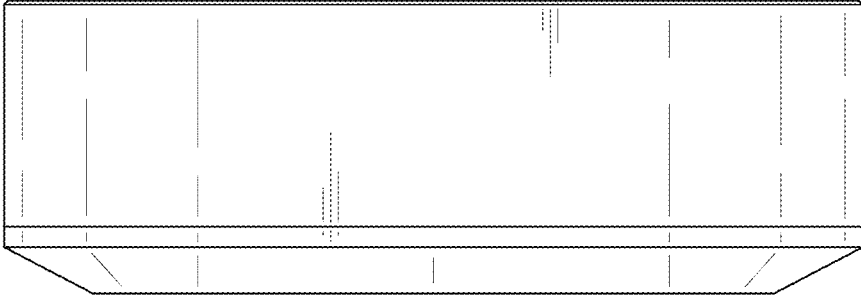


FIG. 5

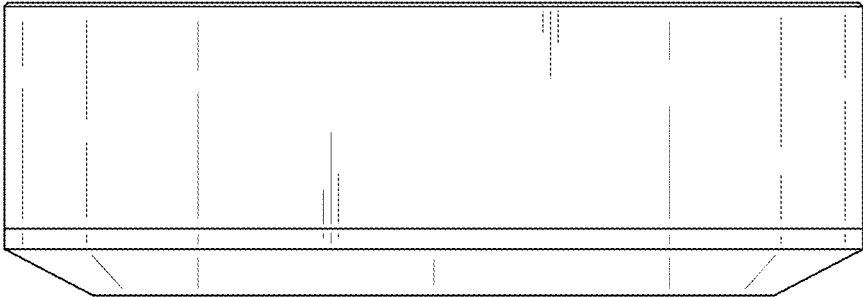


FIG. 6

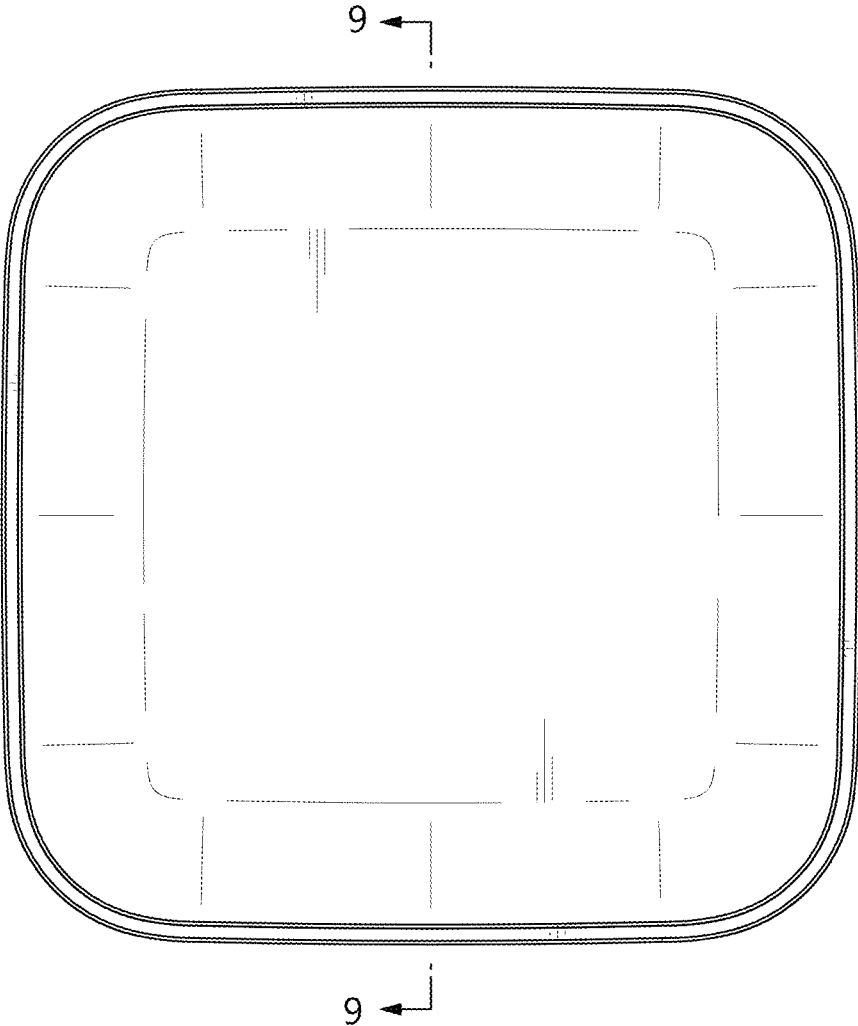


FIG. 7

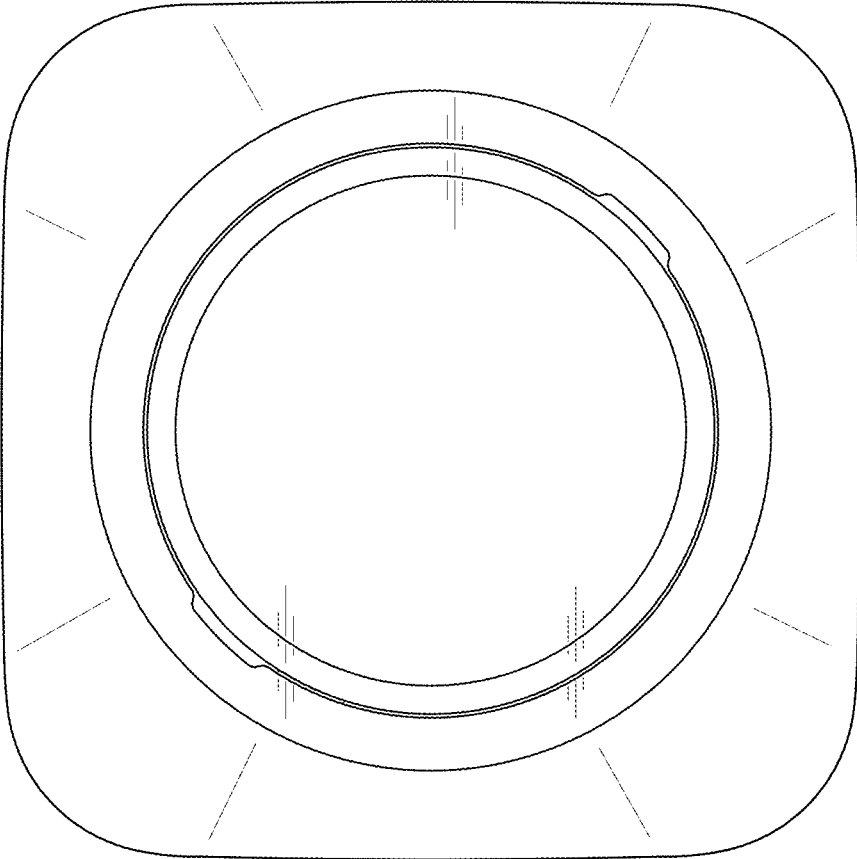


FIG. 8

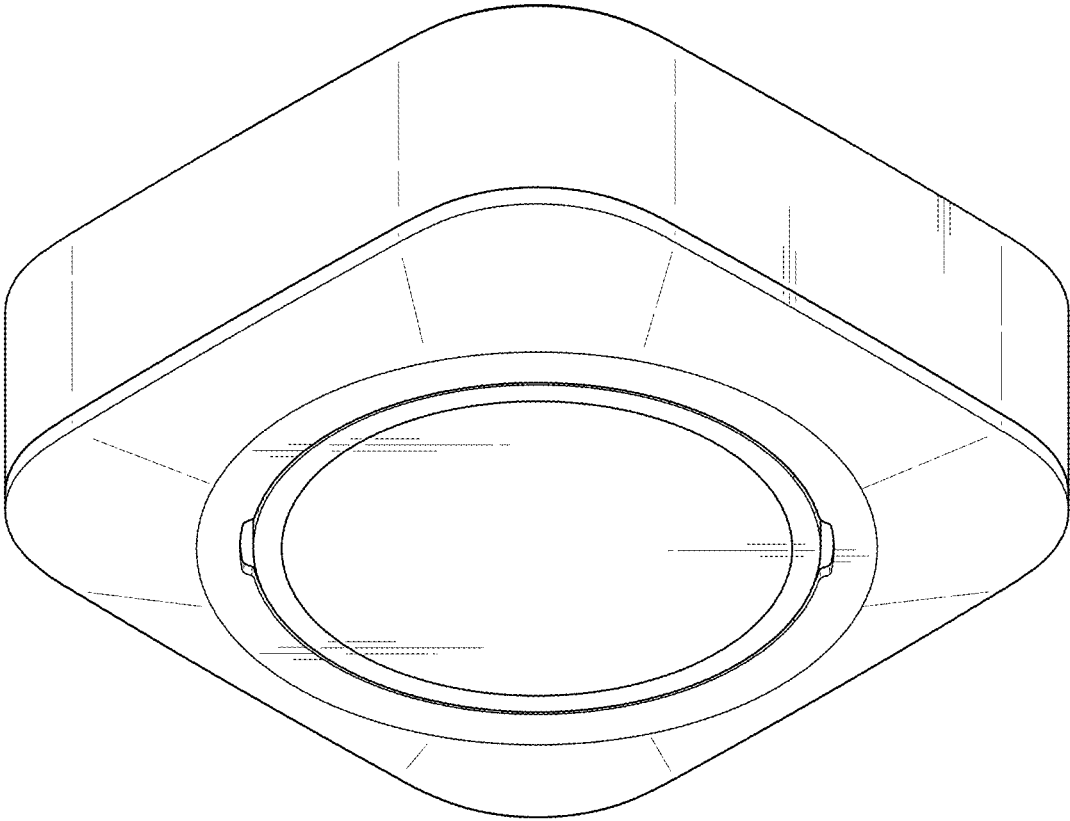


FIG. 9

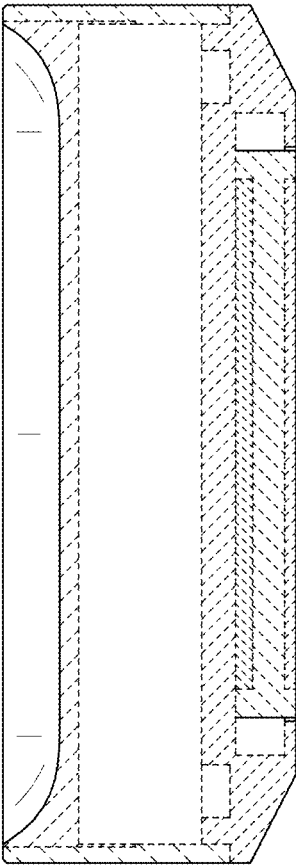


FIG. 10

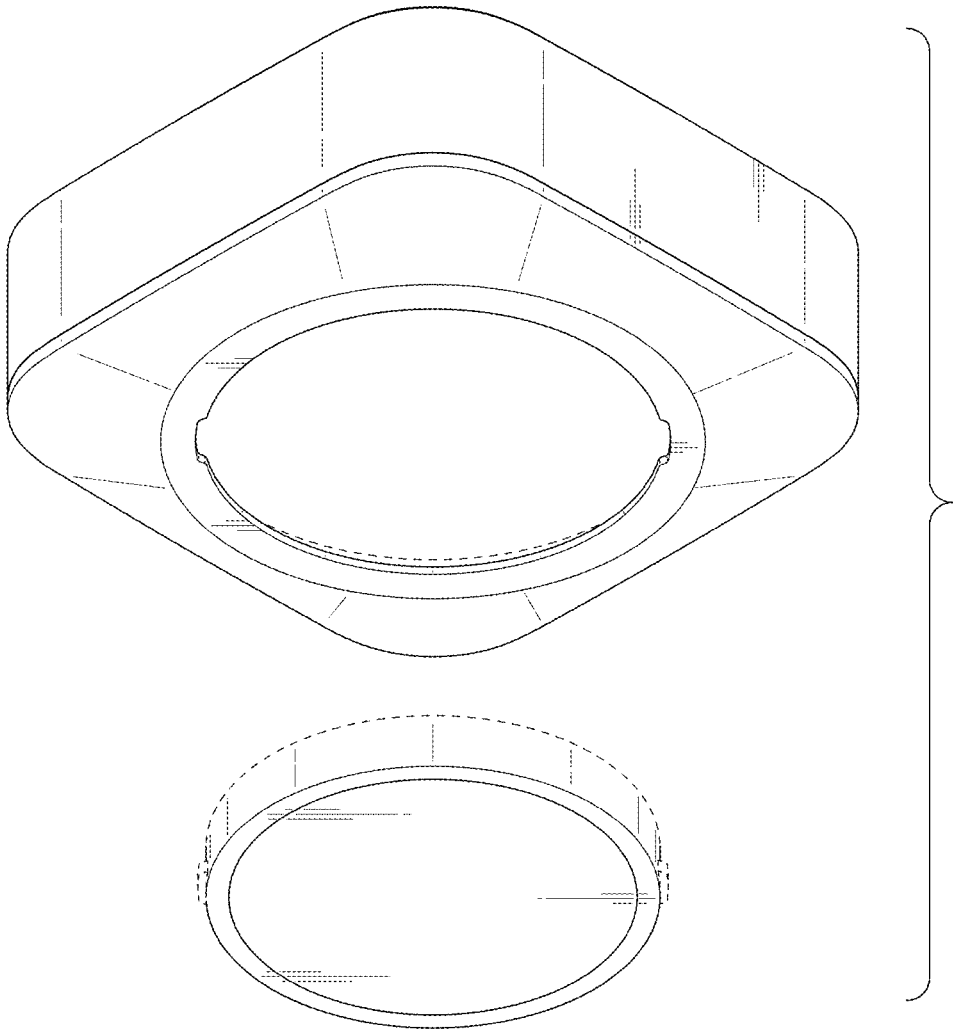


FIG. 11

