



US00D494643S1

(12) **United States Design Patent** (10) **Patent No.:** **US D494,643 S**  
**Bresciani et al.** (45) **Date of Patent:** **\*\* Aug. 17, 2004**

(54) **TOY FIGURE**

(75) Inventors: **Daniele Bresciani**, Milan (IT); **Flavio Tambani**, Milan (IT)

(73) Assignee: **Interlego AG**, Baar (CH)

(\*\*) Term: **14 Years**

(21) Appl. No.: **29/187,650**

(22) Filed: **Aug. 4, 2003**

(51) **LOC (7) Cl.** ..... **21-01**

(52) **U.S. Cl.** ..... **D21/623; D21/635; D21/659**

(58) **Field of Search** ..... **D21/621, 623, D21/630, 631, 634, 635, 636, 637, 588, 659, 658, 643, 644; D11/160; 446/268, 327, 97-101**

(56) **References Cited**

**U.S. PATENT DOCUMENTS**

3,768,197	A	*	10/1973	Shimamura	.....	446/98
D248,175	S	*	6/1978	Tapdrup	.....	D21/623
D248,176	S	*	6/1978	Tapdrup	.....	D21/623
D260,414	S	*	8/1981	Nakao et al.	.....	D21/623
D276,537	S	*	11/1984	Tabachnik	.....	D21/636
D325,605	S	*	4/1992	Holmstrom	.....	D21/623
D329,884	S	*	9/1992	Holmstrom	.....	D21/623
D340,960	S	*	11/1993	Phinney et al.	.....	D21/623
D344,111	S	*	2/1994	Israel	.....	D21/621
D481,083	S	*	10/2003	Bresciani et al.	.....	D21/621

**OTHER PUBLICATIONS**

Creata/Tandem Catalog, 1995, p. 24, figure toy.\*  
 Fisher Price Catalog, Oct., 2001, p. 8, "Little People" toy figures.\*

Constructive Playthings, 2002, p. 21, Item "D", "Jet-Setters" toy figures, [retrieved on Mar. 25, 2004]. Retrieved from the interne using Google Advanced Catalog Search, <URL:www.constsplay.com>.\*

Lego Catalog, Holiday, 2002, p. 6, Lego toy figures, retrieved from internet using Google Advanced Catalog Search, <URL shop.lego.com>.\*

\* cited by examiner

*Primary Examiner*—Lucy Lieberman

(74) *Attorney, Agent, or Firm*—Pitney Hardin LLP

(57) **CLAIM**

The ornamental design for a toy figure, as shown and described.

**DESCRIPTION**

FIG. 1 is a front elevation of a toy figure in accordance with the present invention;

FIG. 2 is a first side elevational view thereof;

FIG. 3 is a rear elevational view thereof;

FIG. 4 is an opposite side elevational view thereof;

FIG. 5 is top plan view thereof;

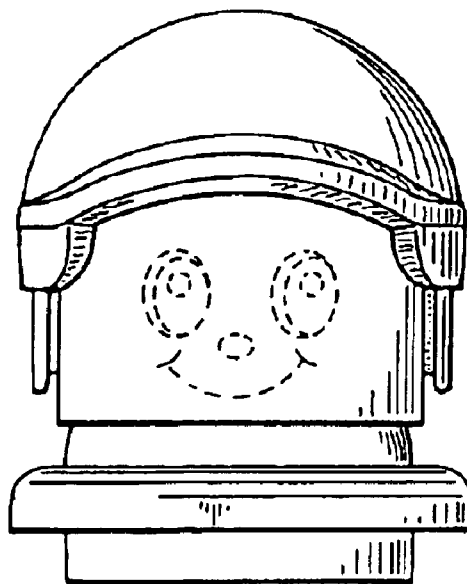
FIG. 6 is a bottom plan view thereof;

FIG. 7 is a top, front perspective view thereof; and,

FIG. 8 is a bottom, rear perspective view thereof.

The broken lines in the drawings are for illustrative purposes only and do not form part of the claimed design.

**1 Claim, 1 Drawing Sheet**



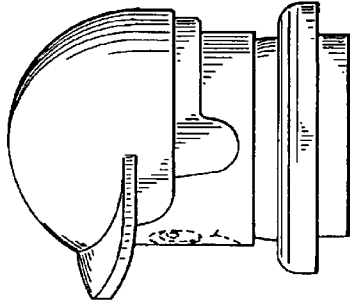


Fig. 1

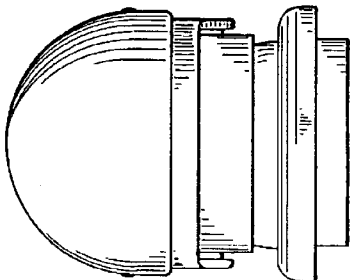


Fig. 2

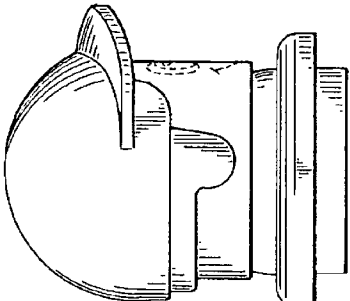


Fig. 3

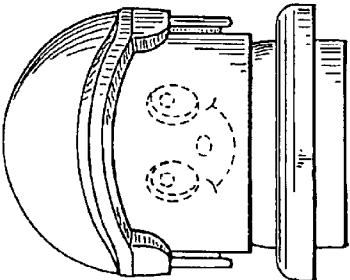


Fig. 4

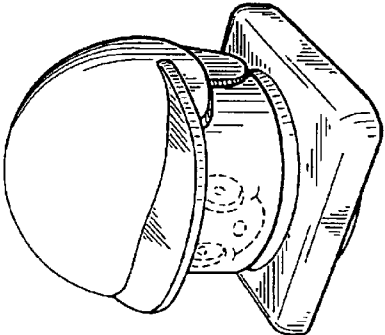


Fig. 5

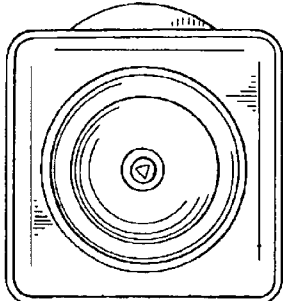


Fig. 6

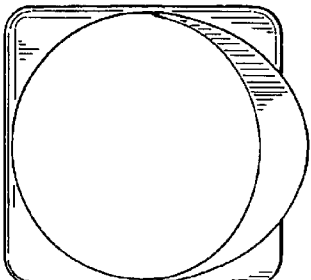


Fig. 7

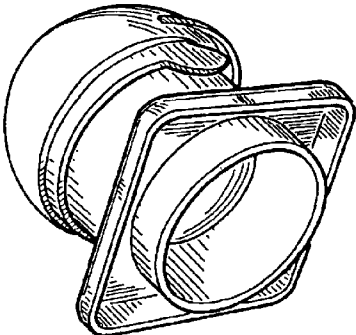


Fig. 8