

No. 814,225.

PATENTED MAR. 6, 1906.

W. T. MANEY.
LAMP.

APPLICATION FILED APR. 8, 1905.

2 SHEETS—SHEET 1.

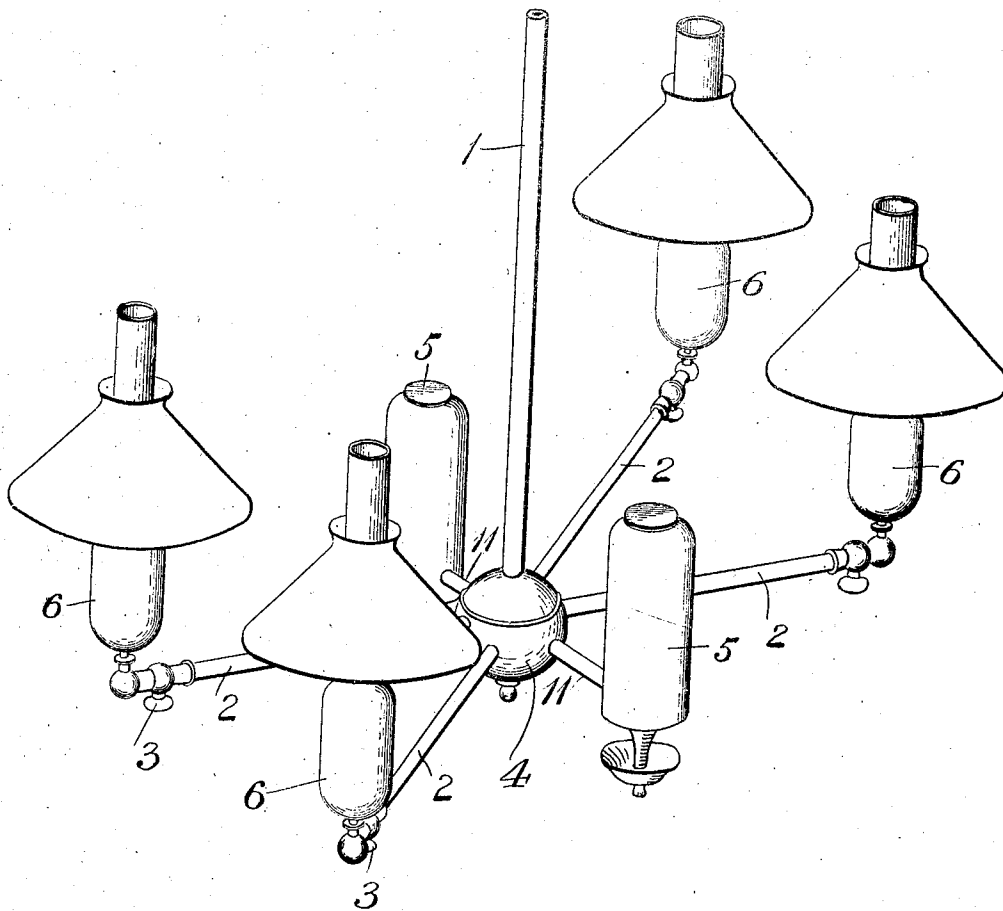


Fig. 1.

Witnesses
F. L. Curand
W. N. Curand

Inventor
William T. Maney
by *John A. Saul*
Attorney

No. 814,225.

PATENTED MAR. 6, 1906.

W. T. MANEY.
LAMP.

APPLICATION FILED APR. 8, 1905.

2 SHEETS—SHEET 2.

Fig. 2.

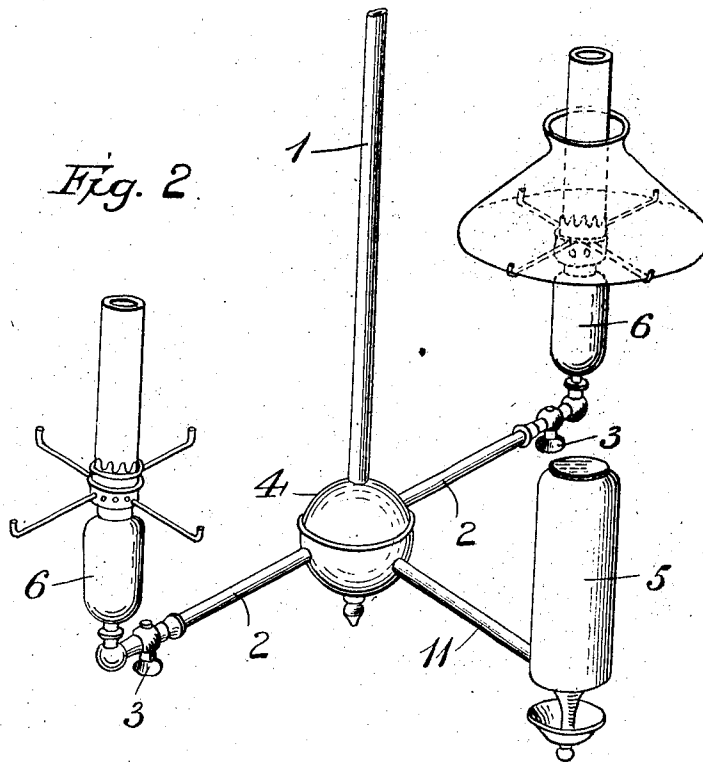
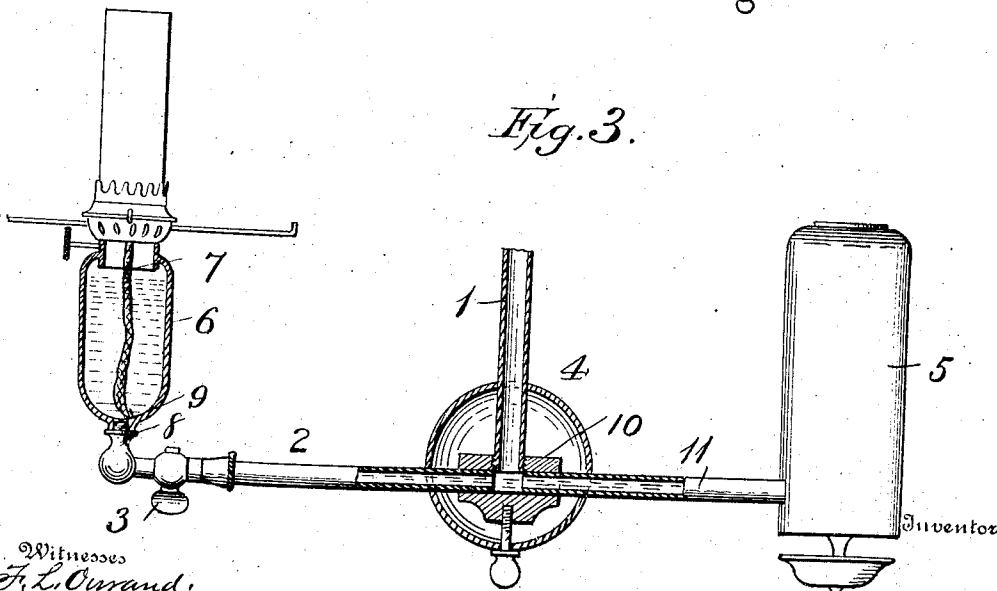


Fig. 3.



Witnesses
F. L. Ourand
W. H. Ourand

Inventor
William T. Maney
John A. Saul
Attorney

UNITED STATES PATENT OFFICE.

WILLIAM T. MANEY, OF NEW YORK, N. Y.

LAMP.

No. 814,225.

Specification of Letters Patent.

Patented March 6, 1906.

Application filed April 8, 1905. Serial No. 254,456.

To all whom it may concern:

Be it known that I, WILLIAM T. MANEY, a citizen of the United States, residing at New York, in the borough of Manhattan and State of New York, have invented certain new and useful Improvements in Lamps, of which the following is a specification.

My invention relates to lamps, and more particularly to lamps adapted for attachment to gas-fixtures to take the place of gas when it is desired to dispense with the same and to substitute oil.

The objects of my invention are to so construct the same that it may be easily and cheaply manufactured and may be applied to and detached from the gas-fixture with little trouble and will take the place of the gas without destroying the effect or appearance of the gas-fixture.

In the drawings forming a part of this specification, and in which like symbols of reference represent corresponding parts in the several views, Figure 1 is a perspective view of the device for four jets. Fig. 2 is a view of the same constructed for two jets, and Fig. 3 a vertical section.

1 represents the main gas-pipe; 2, arms of same; 3, gas-cocks, and 4 a shell to cover base of fixture.

5 is the oil-reservoir; 6, oil receiver or font, having internal screw-threads 7 and 8 at top and bottom of same; 9, screw on gas-arm, upon which the receiver 6 is screwed in place of pillar, and 10 base or body to take place of ordinary base of gas-fixture when the device is used. This base is necessary in order to have proper number of sockets to receive oil-pipe 11, as well as the arms of gas-fixture.

Of course I may use with my device either a single or a duplex burner, and when the latter is used it is screwed into the receiver in the regular opening; but with the former I of course use a reducing-collar.

The operation of the device will be apparent from the foregoing. When it is desired to apply the device, the gas-arms are removed, together with the base-piece of the same, and the base-piece of my device applied thereto. The arms of the gas-fixture are then screwed into the base-piece, together with the arm or arms of the oil-reservoir, the oil receivers or fonts screwed onto the arms, the lamp-burner screwed into the receiver, and the device is ready for use.

Having now fully described my invention, what I claim as new, and desire to secure by Letters Patent, is—

1. A convertible oil and gas chandelier, consisting of a main gas arm or pipe, a branch gas pipe or pipes connected to said arm, an oil-reservoir connected or attached to a branch pipe, and oil-lamp fonts attached to the ends of the branch pipes and in communication with the main oil supply or reservoir.

2. In combination with a gas-fixture or the like, a base-piece for the same adapted to receive the gas-arms and supplemental oil-pipes, oil-reservoirs, oil-pipes leading from the oil-reservoirs to the base-pieces, and a receiver or font to supply the lamp.

3. In a lamp attachment for gas-fixtures or the like, the combination with a base-piece having sockets for the arms and supplemental sockets for oil-pipes, of reservoirs for the oil, oil receivers or fonts adapted to be screwed on the arms, and burners for the receivers or fonts.

In testimony whereof I affix my signature in presence of two witnesses.

WILLIAM T. MANEY.

Witnesses:

FREDERICK DANIEL,
PATRICK MCGUIRE.