

A. F. RIEGGER.
 SOAP DISH.
 APPLICATION FILED DEC. 18, 1908.

950,559.

Patented Mar. 1, 1910.

Fig. 1.

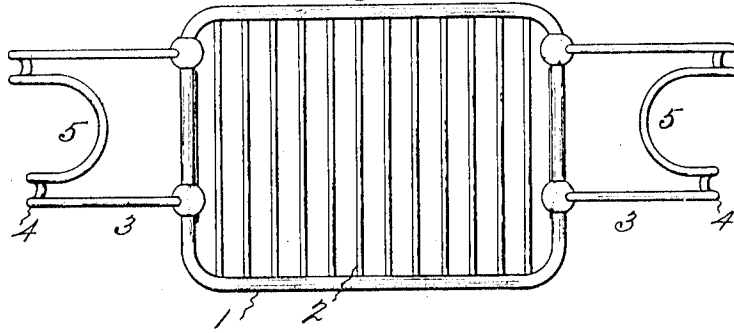


Fig. 2.

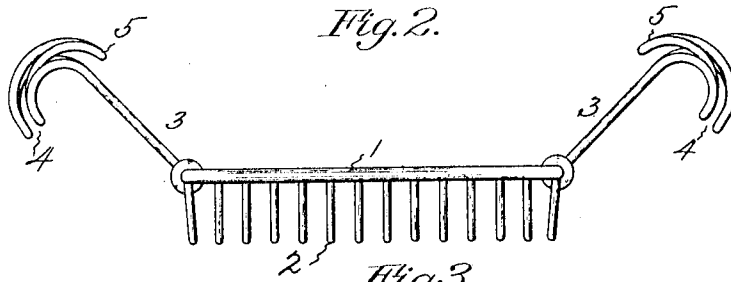


Fig. 3.

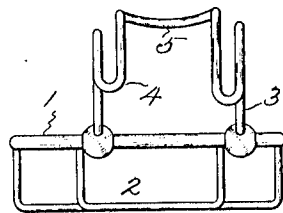
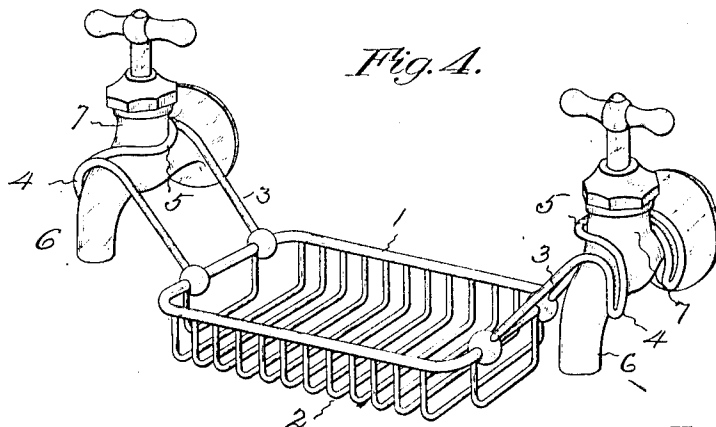


Fig. 4.



Witnesses.

C. A. Storm
Josephine P. Strempler

Inventor:
Arnold F. Riegger
by Harry P. Williams
Attorney.

UNITED STATES PATENT OFFICE.

ARNOLD F. RIEGGER, OF NEW YORK, N. Y.

SOAP-DISH.

950,559.

Specification of Letters Patent.

Patented Mar. 1, 1910.

Application filed December 18, 1908. Serial No. 468,178.

To all whom it may concern:

Be it known that I, ARNOLD F. RIEGGER, a citizen of the United States, residing at New York, in the county of New York and State of New York, have invented a new and useful Soap-Dish, of which the following is a specification.

This invention relates to a soap dish which is designed for use in connection with sinks, baths, laundry tubs and the like.

Soap dishes have been constructed with hangers at the back designed to be fastened by a hook, screw or nail to a wall, or to be hooked over the edge of a sink, bath tub, or laundry tub. Such prior dishes if designed to be fastened to a wall require supporting means which it is not always convenient or possible to locate near the faucets or cocks, where it is desirable to have the soap, and such dishes as have been arranged to hang on the edge of a sink, bath or tub project out in such manner as to be objectionable on account of the space they occupy.

The object of this invention is to provide a soap dish with hangers at the sides, rather than at the back, which hangers are designed to engage a pair of faucets or cocks for the purpose of supporting the dish without interfering with the cock or faucet handles.

This invention permits the construction of a large strong tray which can be packed in small space for storing and shipping, with hangers so constructed that they will fit variously located and different styles of cocks and faucets arranged in connection with any kind of a sink, bath or tray, and which support the dish in such manner that it can be instantly removed, easily washed and quickly replaced where it is wanted, without occupying desired space, near the water so the soap will be handy, and if wet, will drip into the sink, bath or tray.

Figure 1 of the accompanying drawings shows a plan of a dish which embodies the invention. Fig. 2 shows a side view of the same. Fig. 3 shows an end view. Fig. 4 is a perspective view showing the way the dish is attached to a pair of bib cocks.

The dish, of course, can be of any ap-

proved shape and may be made with open or solid walls, of any suitable material. The dish shown, however, is formed in the shape of a shallow tray with a wire frame 1 and a wire soap holding grill 2. Pivoted or hinged to the frame bar at each side of the dish are hangers 3, the free ends of which are provided with hooks 4. Each of these hangers is desirably formed of a single piece of wire and consequently a reentrant bend or loop 5 is provided at the middle of the free end to permit the hooks to be engaged with the body and bib of a faucet 6 on each side of the hub 7 thereof. While the hangers are shown as formed of round wire and as pivoted to the sides of the dish, they could of course, without departing from the invention, be fixedly attached to the dish frame and could be made of any other suitable material than round wire. A dish constructed in this manner is capable of being engaged with cocks or faucets or of various styles applied to a sink, bath, laundry tub or the like, at variable distances apart, the hangers being adjustable for this purpose. These hangers may be quickly attached to or removed from the faucets at any time. A dish supported in this way is located in a desirable position, for it holds the soap where wanted, near the water, and out of the way, for it does not project into the sink, bath or tub, much if any, beyond the bibs of the cocks. Soap held in a dish supported in this manner will drip into the sink, bath or tub, and a dish constructed in the manner described herein can be packed in a very small space for storing and shipping by merely folding the hangers over into the tray.

The invention claimed is:

1. A soap dish consisting of a tray, hangers pivotally connected with the two opposite sides of the tray, and means at the end of each hanger for engaging a cock or faucet.

2. A soap dish having a tray, and two hangers, each formed of a single piece of wire doubled upon itself and having its ends attached to the side of the tray, one near the front and the other near the back, said

55

60

65

70

75

80

85

90

95

100

hangers extending upwardly from the two opposite sides of the tray, and having their outer ends bent into hooks that are adapted to clasp cocks or faucets.

- 5 3. A soap dish having a tray with hangers at the sides, said hangers having hooks adapted to engage cocks or faucets and loops

between the hooks designed to encircle the hubs of said cocks or faucets.

ARNOLD F. RIEGGER.

Witnesses:

GEO. H. PRATT,

WM. M. CRONYER.