



US00D722757S

(12) **United States Design Patent**
Vasyli

(10) **Patent No.:** **US D722,757 S**

(45) **Date of Patent:** **** Feb. 24, 2015**

- (54) **FOOTWEAR INSOLE**
- (71) Applicant: **Phillip J. Vasyli**, Nassau (BS)
- (72) Inventor: **Phillip J. Vasyli**, Nassau (BS)
- (73) Assignee: **VCG Holdings Ltd.**, Nassau (BS)
- (**) Term: **14 Years**
- (21) Appl. No.: **29/483,149**
- (22) Filed: **Feb. 26, 2014**
- (51) **LOC (10) Cl.** **02-04**
- (52) **U.S. Cl.**
USPC **D2/961**
- (58) **Field of Classification Search**
USPC D2/896, 925, 946, 947, 949-951, 961,
D2/968; 36/31, 43, 44, 71, 145, 147, 148,
36/149, 150, 151, 152, 153, 154, 155, 166,
36/169, 173, 174, 180
See application file for complete search history.

4,702,255 A	10/1987	Schenkl	
D295,690 S	5/1988	Finn	
D296,493 S	7/1988	Diaz	
D300,687 S	4/1989	Kelley	
D302,624 S	8/1989	Thompson	
D302,764 S	8/1989	Peoples et al.	
D324,761 S	3/1992	Soo-Kwan	
D326,767 S	6/1992	Martiniano de Oliveira, Jr.	
D332,003 S	12/1992	Brown	
D350,432 S	9/1994	Saez	
D357,349 S	4/1995	Vasyli	
D358,249 S	5/1995	Vasyli	
D365,920 S	1/1996	Schneider	
D366,140 S	1/1996	Finn	
D366,956 S	2/1996	Gay	
D389,996 S *	2/1998	Sessa	D2/961
D396,948 S	8/1998	Moore et al.	
D411,759 S	7/1999	Byrd	
D418,666 S *	1/2000	Brown	D2/961
6,076,283 A	6/2000	Boie	
D432,769 S	10/2000	Yung et al.	
D456,128 S	4/2002	Evans et al.	
D456,983 S	5/2002	Stubbs et al.	

(Continued)

Primary Examiner — Stella Reid

Assistant Examiner — Janice Lim

(74) *Attorney, Agent, or Firm* — Nina Habib Borders; Reed Smith LLP

(56) **References Cited**

U.S. PATENT DOCUMENTS

1,236,427 A	8/1917	Halley
1,281,987 A	10/1918	McSweeney
1,282,253 A	10/1918	Lund
D122,777 S	10/1940	Laybolt
D126,598 S	4/1941	Cox et al.
D130,078 S	10/1941	Weidner
2,391,083 A	12/1945	Calderazzo
D165,535 S	12/1951	MacPherson
2,648,855 A	8/1953	Midgley et al.
D203,530 S	1/1966	Duckhart
3,859,740 A	1/1975	Kemp
D241,484 S	9/1976	Castano
D255,060 S	5/1980	Okazawa
D255,286 S	6/1980	Fuzita
4,510,700 A	4/1985	Brown
D287,302 S	12/1986	Peterson
D287,902 S	1/1987	Forsyth
D290,423 S	6/1987	Peterson

(57) **CLAIM**

The ornamental design for a footwear insole, as shown and described.

DESCRIPTION

FIG. 1 is a top perspective view of a footwear insole, showing my new design;

FIG. 2 is a front elevational view thereof;

FIG. 3 is a rear elevational view thereof;

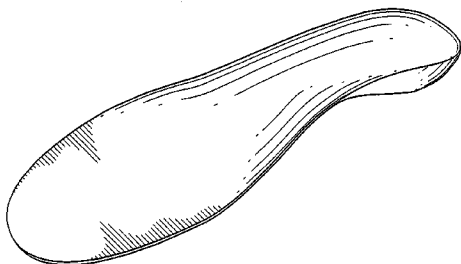
FIG. 4 is a left side elevational view thereof;

FIG. 5 is a right side elevational view thereof;

FIG. 6 is a top plan view thereof; and,

FIG. 7 is a bottom plan view thereof.

1 Claim, 5 Drawing Sheets



(56)

References Cited

U.S. PATENT DOCUMENTS

D458,739 S	6/2002	Merceron	7,107,705 B2	9/2006	Dalton et al.	
D462,509 S	9/2002	Merceron	7,124,520 B2	10/2006	Galbraith et al.	
D467,408 S	12/2002	Chen	D532,586 S	11/2006	Birkenstock	
D474,589 S	5/2003	Dykes	D543,680 S	6/2007	Dean et al.	
D474,881 S	5/2003	Su	D551,437 S	9/2007	Hung	
D487,185 S	3/2004	Grisoni et al.	D552,838 S	10/2007	Quinn	
D497,470 S	10/2004	Crewdson et al.	D555,341 S	11/2007	Vasyli et al.	
D509,951 S	9/2005	Johnson	D588,348 S *	3/2009	Elliott et al.	D2/961
D515,293 S	2/2006	Maguire	D601,786 S *	10/2009	Avent et al.	D2/961
D517,291 S	3/2006	Vasyli	D615,742 S *	5/2010	Vasyli	D2/961
D518,945 S	4/2006	Vasyli	D617,087 S *	6/2010	Avent et al.	D2/961
			2005/0262736 A1	12/2005	Peoples	
			2012/0317838 A1 *	12/2012	Segel	36/91

* cited by examiner

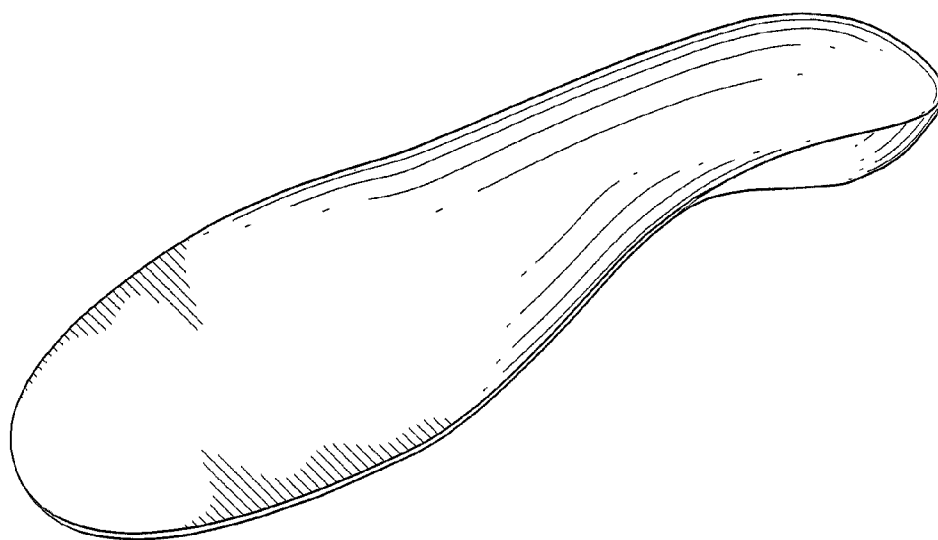


FIG. 1

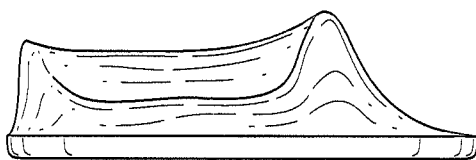


FIG. 2

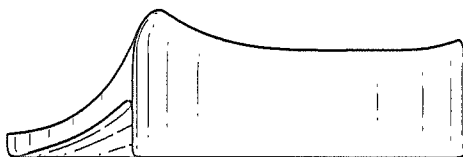


FIG. 3

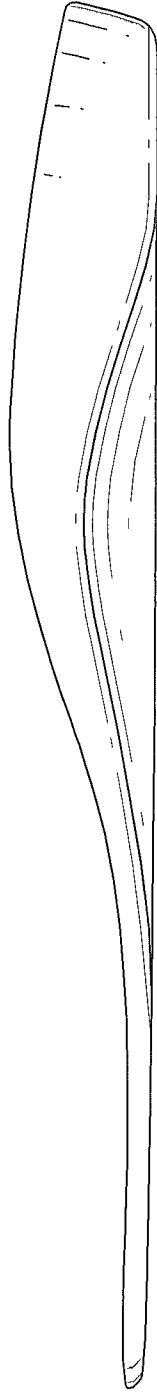


FIG. 4

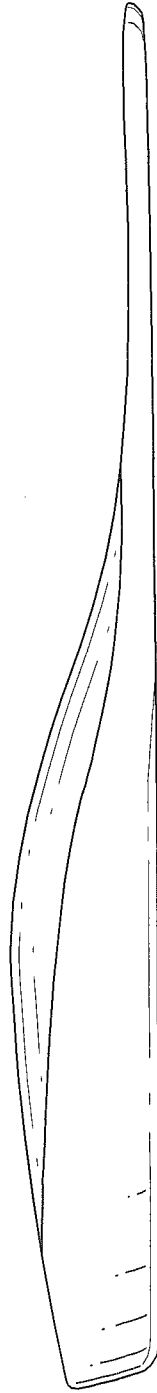


FIG. 5

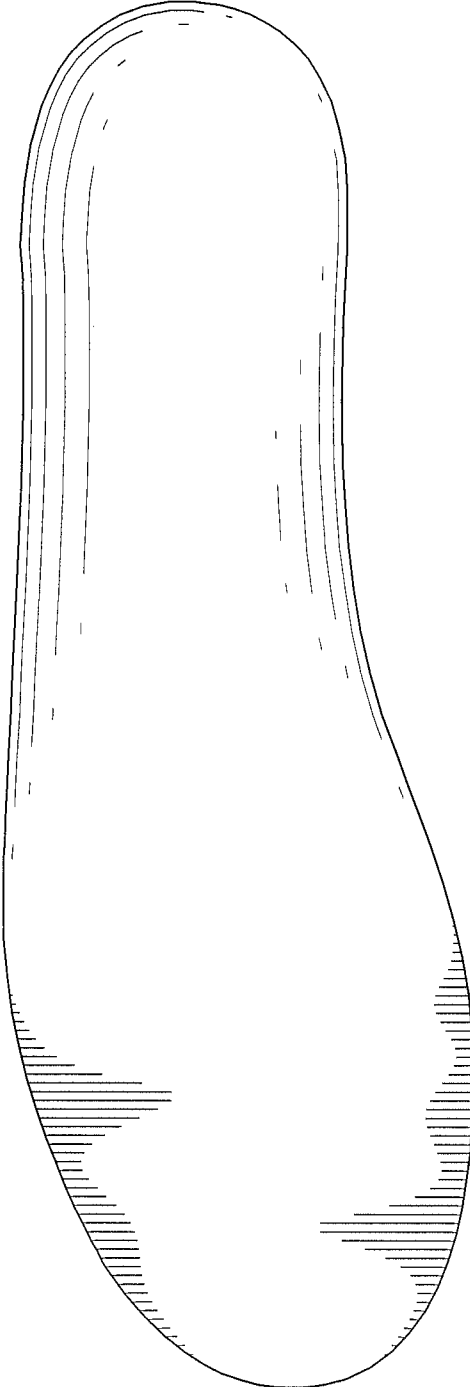


FIG. 6

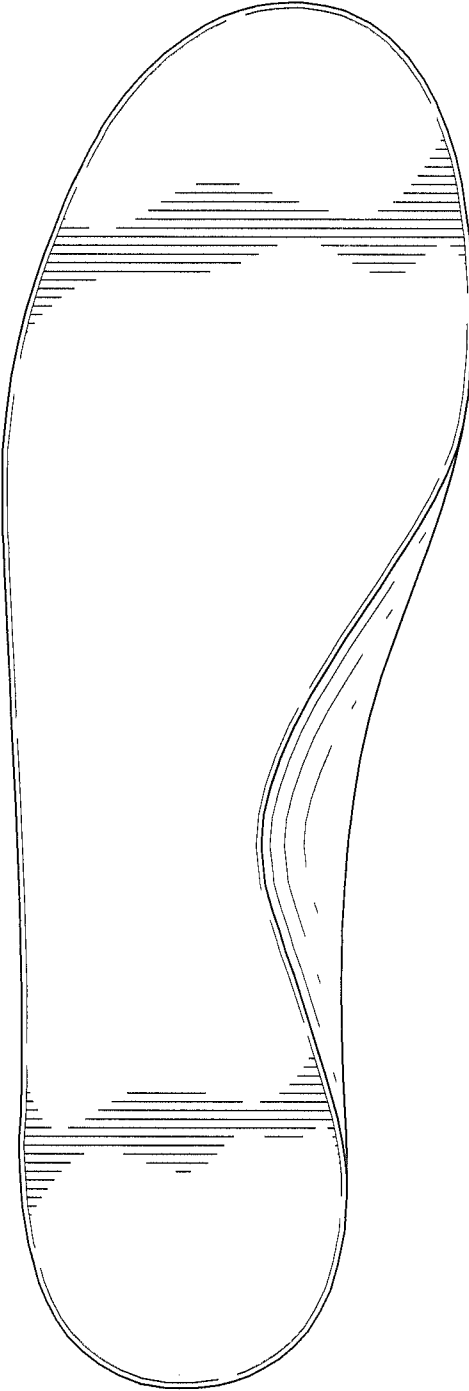


FIG. 7