

A. H. BRYANT.  
Egg-Carriers.

No. 134,031.

Patented Dec. 17, 1872.

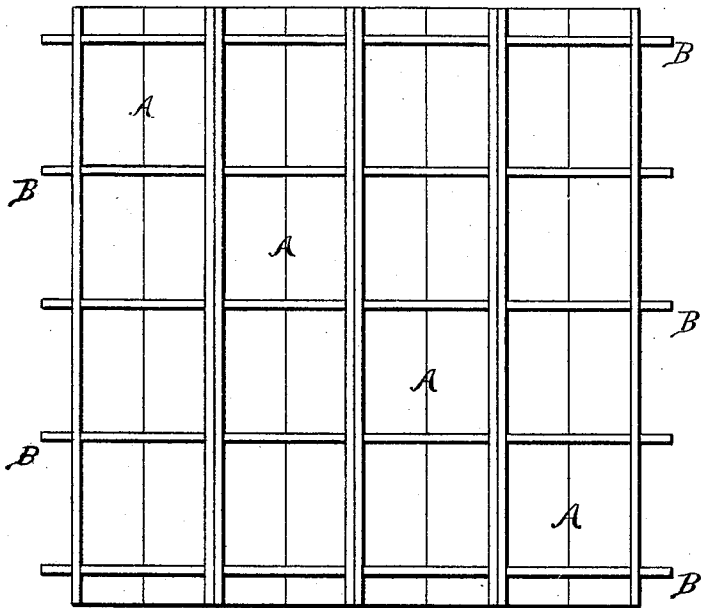


Fig. 1.

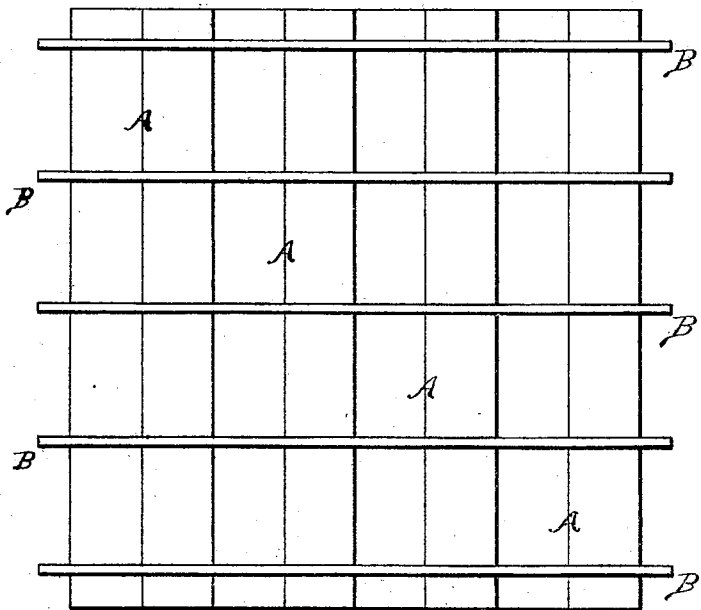


Fig. 2.

WITNESSES.

*Villette Anderson.*  
*George E. Upham.*

INVENTOR.

*A. H. Bryant*  
*Chipman & Osmer*  
*Attys.*

A. H. BRYANT.  
Egg-Carriers.

No. 134,031.

Patented Dec. 17, 1872.

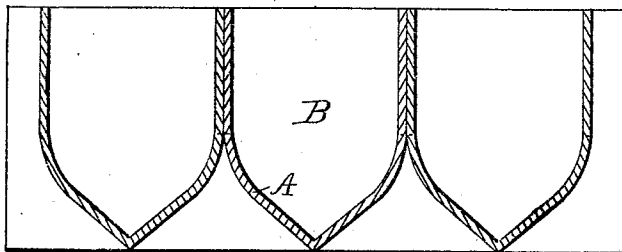


Fig. 3.

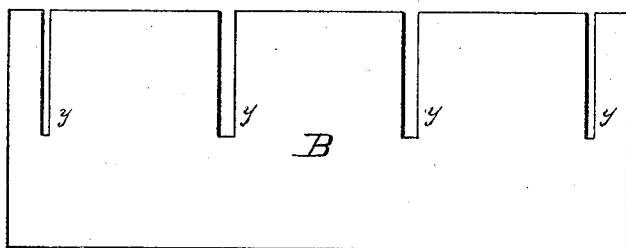


Fig. 4.

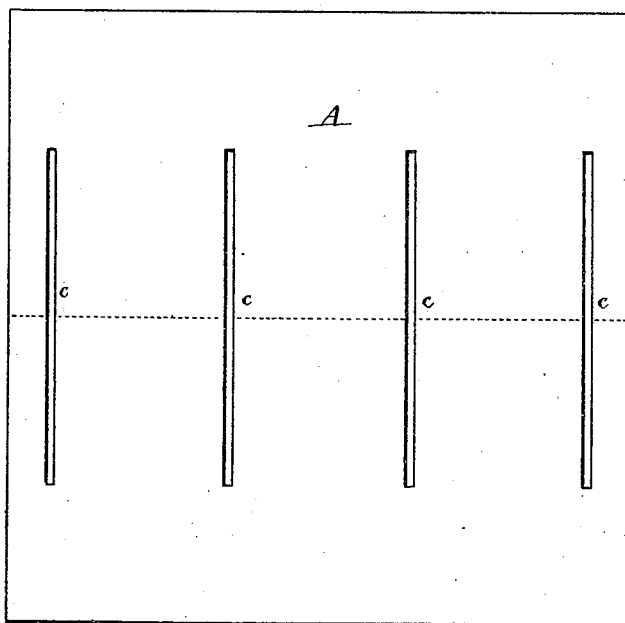


Fig. 5.

WITNESSES.

*Villette Anderson.*  
*George E. Upham.*

INVENTOR.

*Abner H. Bryant,*  
*Chipman & Foster Ho.,*  
*Attys.*

A. H. BRYANT.

Egg-Carriers.

No. 134,031.

Patented Dec. 17, 1872.

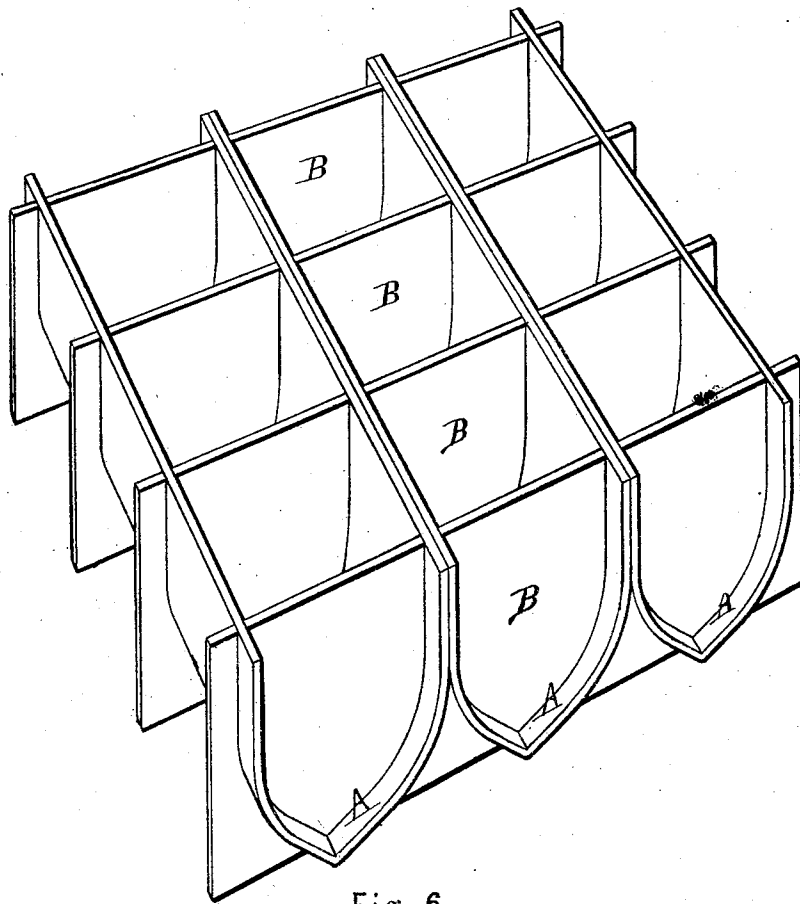


Fig. 6.

WITNESSES.

*Villette Anderson.*

*George E. Upham.*

INVENTOR.

*Abner H. Bryant,*  
*Chipman and Fosmire to,*  
*Atty.*

# UNITED STATES PATENT OFFICE.

ABNER H. BRYANT, OF NEW YORK, N. Y.

## IMPROVEMENT IN EGG-CARRIERS.

Specification forming part of Letters Patent No. 134,031, dated December 17, 1872.

*To all whom it may concern:*

Be it known that I, ABNER H. BRYANT, of New York, in the county of New York and State of New York, have invented a new and valuable Improvement in Egg-Carriers; and I do hereby declare that the following is a full, clear, and exact description of the construction and operation of the same, reference being had to the annexed drawing making a part of this specification and to the letters and figures of reference marked thereon.

Figure 1 of the drawing is a representation of a top view of my invention. Fig. 2 is a bottom view of the same. Figs. 3, 4, and 5 are detail views of the same. Fig. 6 is a perspective view of my invention.

My invention has relation to that class of egg-carriers usually formed of pasteboard and fashioned into conical or pyramidal cells; and consists in the novel construction, hereinafter described, whereby such cells are intended to have greater elasticity, permanence, and strength than have heretofore been attained in such devices.

A of the drawing represents a sheet or strip of pasteboard of a rectangular shape, in which I cut, with a circular saw or other suitable instrument, a series of horizontal slots, marked *c*.

I next take another strip of pasteboard of the form shown on Fig. 4, and marked B, and cut therein a series of vertical slots, marked *y*. The distances between the slots *c* in Fig. 5 and the slots *y* in Fig. 4 correspond precisely, and always indicate the size of the cells to be formed when the two strips of pasteboard are united, as hereinafter described. I next fold or bend the strip A in such manner that the center of the bend shall be at the center of the slots *c*, and at right angles therewith, as shown by the dotted lines on Fig. 5. When thus bent or folded the strip A assumes the position and shape shown on Fig. 3. Finally, I pass the slots of the strip B into the slots of the strip A, and my cells are completed.

What I claim as my invention, and desire to secure by Letters Patent, is—

The egg-carrier formed by the union of the strips A and B, having straight slots woven together, substantially as specified.

In testimony that I claim the above I have hereunto subscribed my name in the presence of two witnesses.

ABNER H. BRYANT.

Witnesses:

D. D. KANE,  
GEO. E. UPHAM.