

(Model.)

A. B. BOTSFORD.
ANAL SPECULUM.

No. 282,950.

Patented Aug. 14, 1883.

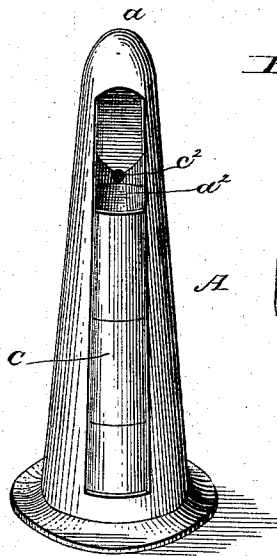


Fig. 1.

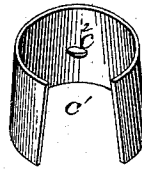


Fig. 5.

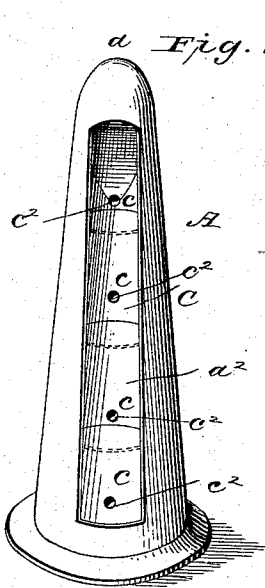


Fig. 2.



Fig. 4.

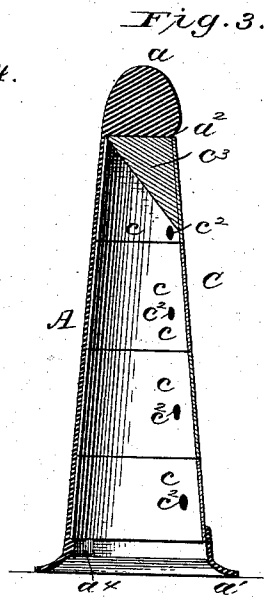


Fig. 3.

Witnesses:

Charles Parker

M. Halleck

Inventor.

Alban B. Botsford
per *L. V. Moulton*

Attys.

UNITED STATES PATENT OFFICE.

ALBAN B. BOTSFORD, OF GRAND RAPIDS, MICHIGAN.

ANAL SPECULUM.

SPECIFICATION forming part of Letters Patent No. 282,950, dated August 14, 1883.

Application filed March 31, 1883. (Model.)

To all whom it may concern:

Be it known that I, ALBAN B. BOTSFORD, a citizen of the United States, residing at Grand Rapids, in the county of Kent and State of Michigan, have invented certain new and useful Improvements in Anal Speculums; and I do hereby declare the following to be a full, clear, and exact description of the invention, such as will enable others skilled in the art to which it appertains to make and use the same.

My invention relates to that class of anal speculums which are closed at one end to prevent the feces from entering the hollow part, and provided with a longitudinal slot on the side, so that access can be had to the diseased portion. The slots in this class of devices are closed by a plate, which in some is moved sidewise. A portion of the membrane of the rectum equal to the width and length of the slot is exposed to the action of the medicine, whether diseased or not. Another form is provided with a longitudinal plate which is drawn out at the open end and gradually exposing part of the rectum. This device is defective for the reason that particular part of the rectum cannot be exposed without withdrawing the whole slide.

The object of my invention is to overcome these defects; and to that end my invention consists of constructions and combinations, all as will hereinafter be described and claimed.

Referring to the drawings, Figure 1 represents a perspective with one section of the sliding plate turned to expose the interior of the speculum; Fig. 2, a perspective showing all the sections of the sliding plate turned to expose the interior of the speculum; Fig. 3, a vertical section through the speculum and its sliding plates; Fig. 4, a side elevation of a tool for moving the plates, and Fig. 5 a detail view of one of the sections of the sliding plate.

A represents the conical body of the speculum; C, the sliding plate, and D the tool for operating the sections of the sliding plate. The body A is provided with a rounded top, a , which prevents the feces from entering the interior of the speculum, and a bell-shaped bottom or opening, a' , which admits light to the interior of the speculum and serves to introduce the medicine. In the wall of the body

is formed a longitudinal slot, a^2 , which extends from near the top a to a point near the flaring or bell-shaped part a' . This opening is ordinarily closed by a plate, C, which may be moved to one side when desired. This plate is formed of a number of conical sections, c , (one of which is shown in Fig. 4,) having a slot, c' , and a perforation or depression, c^2 . The upper section, c , differs from the others, in that it is provided with an inclined solid part, c^3 , which, when the slot c' registers with the slot a^2 in the body, forms a continuation of the lip a^3 on the latter, so that a tool carrying a medicated sponge or other article can be guided out of the opening. The sections are held in the body by a lip, a^4 , formed at the bottom of the conical body, and against which the bottom of the lower section rests. This section is inserted over the lip by means of its slot c' , and then turned so that its bottom will rest in place.

If desired, the edges of the slots c' may be beveled or rounded, so that the sections that may be open when the speculum is in use can be closed without drawing in or injuring the rectum.

The operation of the device is as follows: After the speculum has been inserted in the rectum the section c , next to the diseased part, is turned until the slot c' registers with slot a^2 . The medicine can then be applied to the diseased part without any of it touching the sound parts. If there be more than one spot diseased, the section next the place may be moved without interfering with the other sections. To move the sections I provide a peculiar form of tool, D, (shown in Fig. 4,) which is provided with a bent portion or nib, d , which is inserted in the hole or depression c^2 in the sections c , which can then be revolved.

Having described my invention, I claim as new—

1. In an anal speculum, the combination of a body having a longitudinal slot and a slide formed of horizontal sections and separately movable, substantially as described.

2. In an anal speculum, the combination of a body having a longitudinal slot, a^2 , and lip a^3 , and a slide formed of sections separately movable, and the upper one having an incline

which forms a continuation of lip a^3 , substantially as described.

3. In an anal speculum, the combination of a body having a longitudinal slot, a closed top, and a lip on its interior and near the bottom, and a slide formed of sections each having a slot which registers with the longitudinal slot, substantially as described.

In testimony whereof I affix my signature in presence of two witnesses.

ALBAN BATES BOTSFORD.

Witnesses:

JAMES B. WILLSON,
CHAS. G. GODFREY.