



US00D735644S

(12) **United States Design Patent**  
**Honda**

(10) **Patent No.:** **US D735,644 S**

(45) **Date of Patent:** **\*\* Aug. 4, 2015**

(54) **AUTOMOBILE TIRE**

D506,180 S \* 6/2005 Wage ..... D12/588  
D619,087 S \* 7/2010 Scheuren et al. .... D12/601  
D641,307 S \* 7/2011 Bao ..... D12/588

(71) Applicant: **THE YOKOHAMA RUBBER CO., LTD.**, Minato-ku, Tokyo (JP)

**FOREIGN PATENT DOCUMENTS**

(72) Inventor: **Hiroaki Honda**, Hiratsuka (JP)

JP D1345890 12/2008

(73) Assignee: **THE YOKOHAMA RUBBER CO., LTD.**, Minato-ku, Tokyo (JP)

**OTHER PUBLICATIONS**

(\*\*) Term: **14 Years**

Office Action issued in corresponding Japanese Design Application No. 2013-002027 mailed Aug. 28, 2013.

\* cited by examiner

(21) Appl. No.: **29/462,030**

*Primary Examiner* — George D Kirschbaum

(22) Filed: **Jul. 30, 2013**

(74) *Attorney, Agent, or Firm* — Banner & Witcoff, Ltd.

(30) **Foreign Application Priority Data**

(57) **CLAIM**

The ornamental design for an automobile tire, as shown and described.

Feb. 1, 2013 (JP) ..... 2013-002027

**DESCRIPTION**

(51) **LOC (10) Cl.** ..... **12-15**

FIG. 1 is a perspective view of an automobile tire showing my new design;

(52) **U.S. Cl.**

FIG. 2 is a front view thereof;

USPC ..... **D12/588**

FIG. 3 is a rear view thereof;

(58) **Field of Classification Search**

FIG. 4 is a left side view thereof;

USPC ..... D12/533-567; 152/209.1-209.28, 455, 152/158, 192

FIG. 5 is a right side view thereof;

CPC ..... B60C 1/00

FIG. 6 is a top plan view thereof;

See application file for complete search history.

FIG. 7 is a bottom view thereof;

FIG. 8 is an enlarged view of a portion defined by lines 8-8 shown in FIG. 2; and, FIG. 9 is a sectional view taken along lines 9-9 shown in FIG. 8.

(56) **References Cited**

In the drawings, the broken lines defining the sidewall, inner bead depict environmental subject matter that forms no part of the claimed design.

**U.S. PATENT DOCUMENTS**

D347,812 S \* 6/1994 Simpson ..... D12/595  
D480,351 S \* 10/2003 Dixon et al. .... D12/601

**1 Claim, 9 Drawing Sheets**

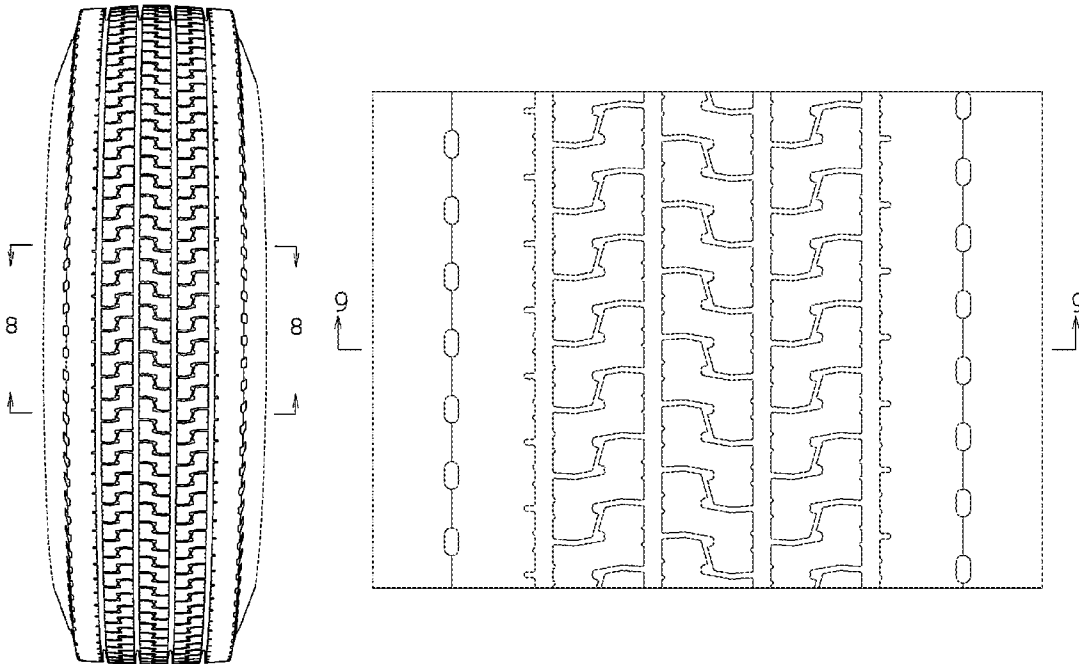


Fig. 1

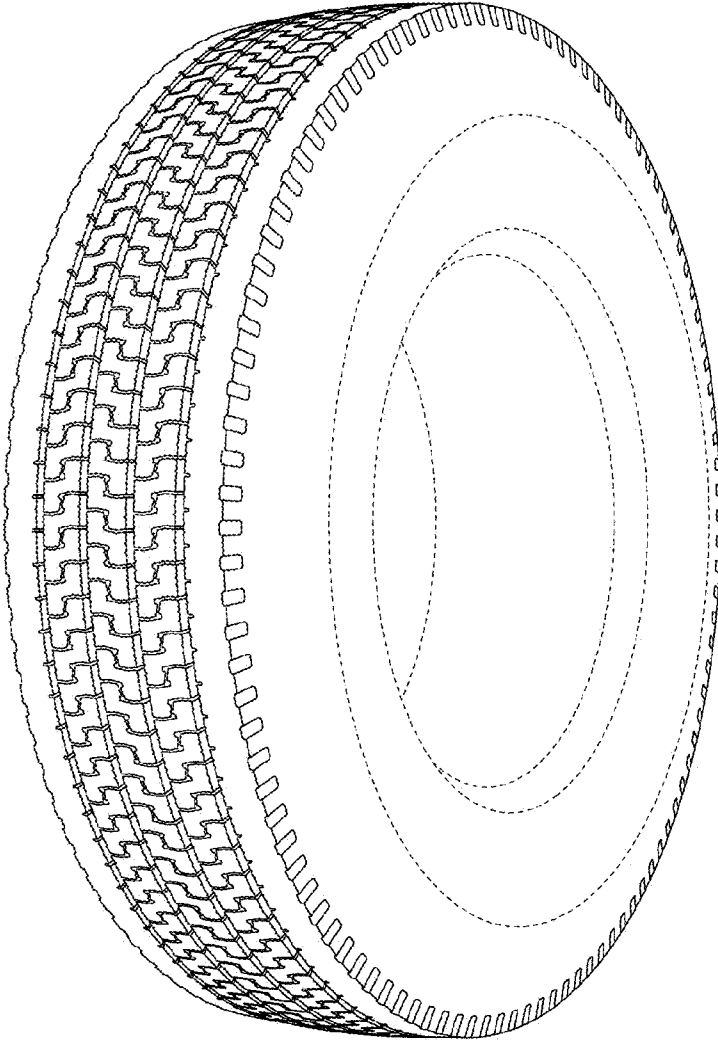


Fig. 2

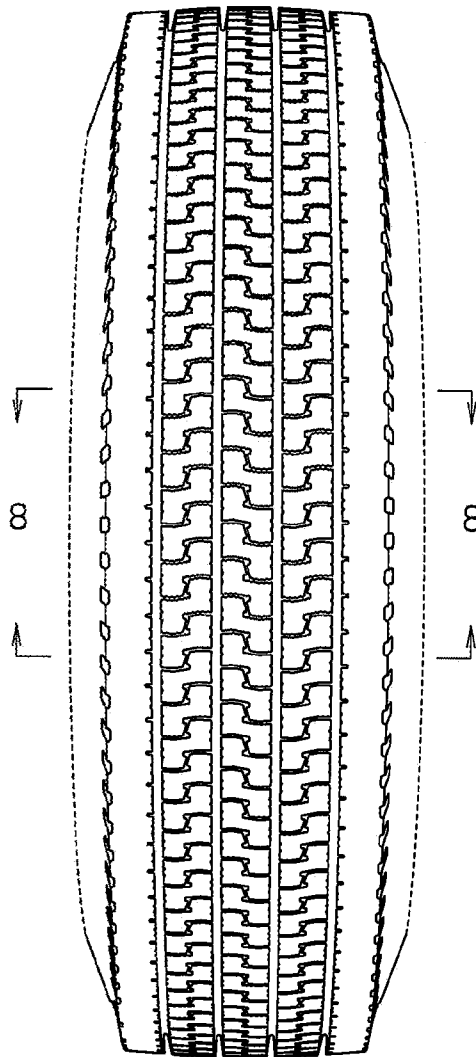


Fig. 3

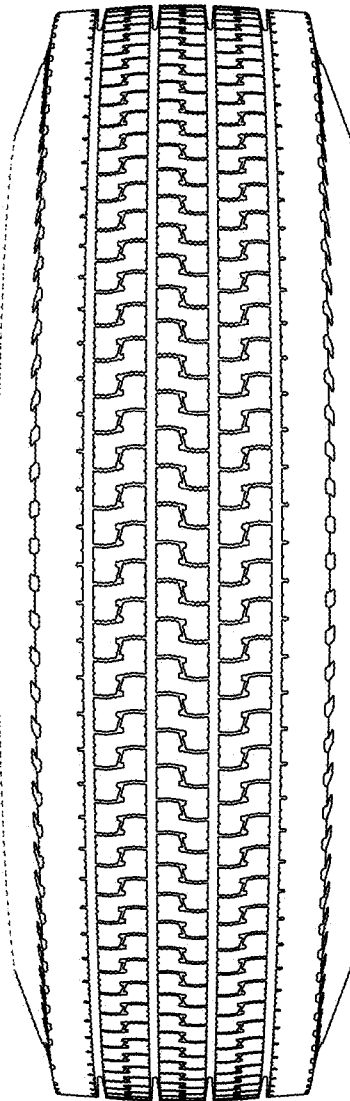


Fig. 4




Fig. 5




Fig. 6

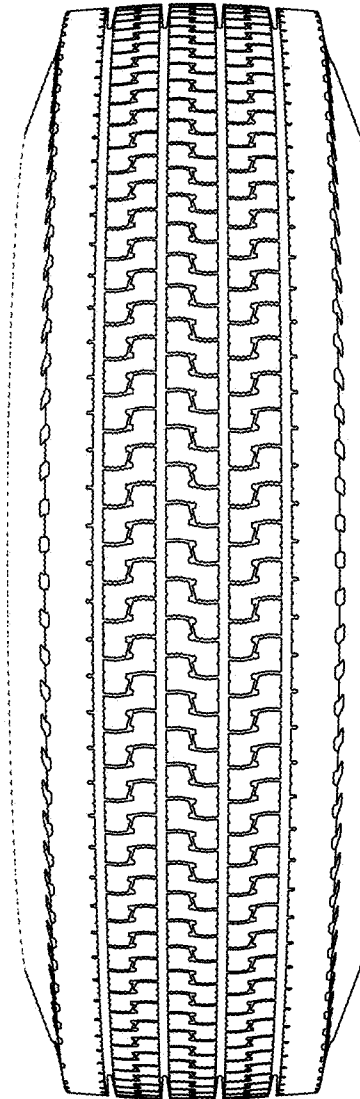


Fig. 7

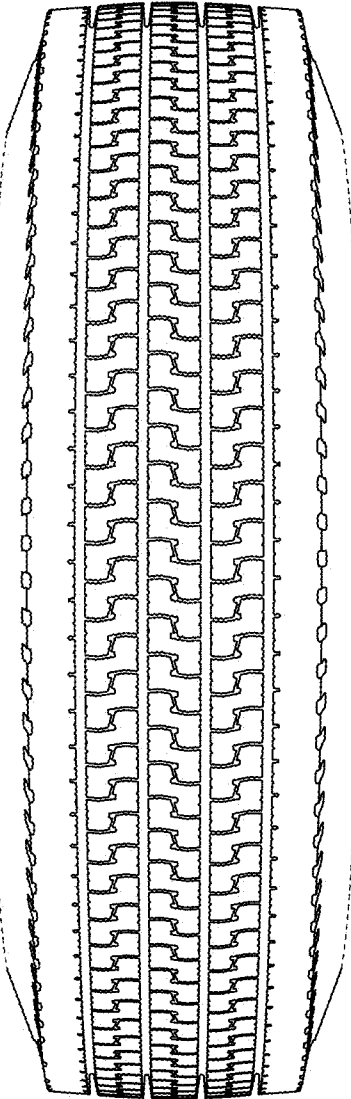


Fig. 8

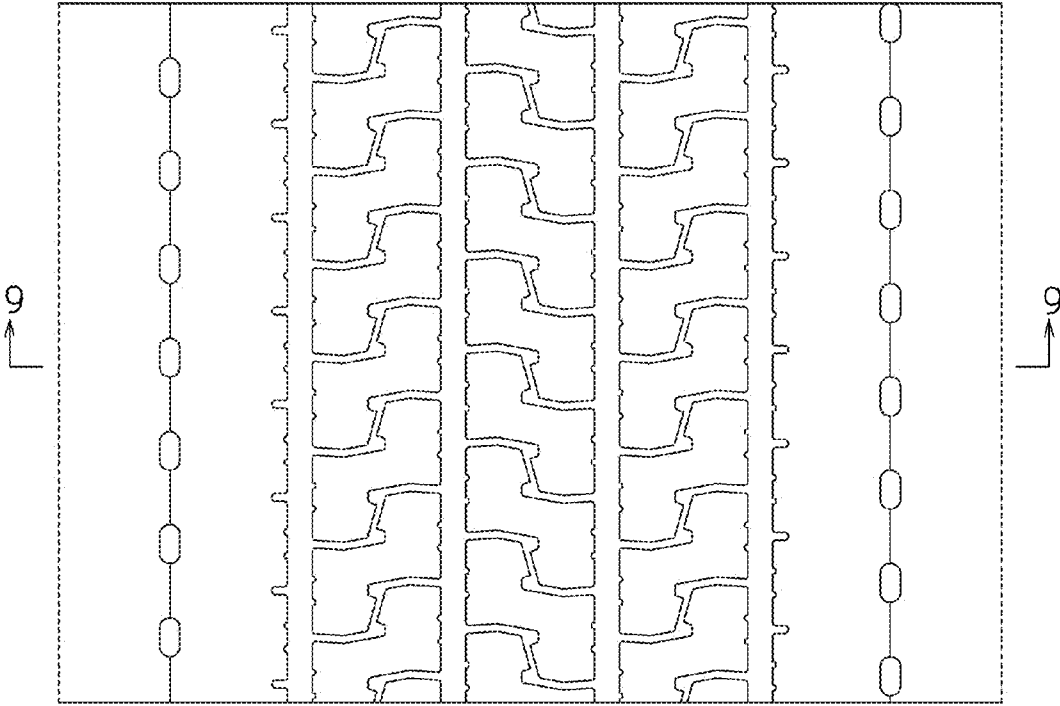


Fig. 9

