



(51) International Patent Classification:

C08B 37/00 (2006.01) C08L 5/00 (2006.01)
C08B 37/08 (2006.01) C08J 3/075 (2006.01)

(21) International Application Number:

PCT/EP2016/082778

(22) International Filing Date:

28 December 2016 (28.12.2016)

(25) Filing Language:

English

(26) Publication Language:

English

(30) Priority Data:

15202944.3 29 December 2015 (29.12.2015) EP
16172254.1 31 May 2016 (31.05.2016) EP
16172225.1 31 May 2016 (31.05.2016) EP
16172241.8 31 May 2016 (31.05.2016) EP

(71) Applicant: GALDERMA S.A. [CH/CH]; Zugerstrasse 8, 6330 Cham (CH).

(72) Inventors: OLSSON, Johan; Ulvsunda Slottsväg 15, 167 33 Bromma (SE). HARRIS, Craig Steven; 3142 Route de Valbonne, 06410 Biot (FR).

(74) Agent: AWAPATENT AB; Box 45086, 104 30 Stockholm (SE).

(81) Designated States (unless otherwise indicated, for every kind of national protection available): AE, AG, AL, AM, AO, AT, AU, AZ, BA, BB, BG, BH, BN, BR, BW, BY, BZ, CA, CH, CL, CN, CO, CR, CU, CZ, DE, DJ, DK, DM, DO, DZ, EC, EE, EG, ES, FI, GB, GD, GE, GH, GM, GT, HN, HR, HU, ID, IL, IN, IR, IS, JP, KE, KG, KH, KN, KP, KR, KW, KZ, LA, LC, LK, LR, LS, LU, LY, MA, MD, ME, MG, MK, MN, MW, MX, MY, MZ, NA, NG, NI, NO, NZ, OM, PA, PE, PG, PH, PL, PT, QA, RO, RS, RU, RW, SA, SC, SD, SE, SG, SK, SL, SM, ST, SV, SY, TH, TJ, TM, TN, TR, TT, TZ, UA, UG, US, UZ, VC, VN, ZA, ZM, ZW.

(84) Designated States (unless otherwise indicated, for every kind of regional protection available): ARIPO (BW, GH, GM, KE, LR, LS, MW, MZ, NA, RW, SD, SL, ST, SZ, TZ, UG, ZM, ZW), Eurasian (AM, AZ, BY, KG, KZ, RU, TJ, TM), European (AL, AT, BE, BG, CH, CY, CZ, DE, DK, EE, ES, FI, FR, GB, GR, HR, HU, IE, IS, IT, LT, LU, LV, MC, MK, MT, NL, NO, PL, PT, RO, RS, SE, SI, SK, SM, TR), OAPI (BF, BJ, CF, CG, CI, CM, GA, GN, GQ, GW, KM, ML, MR, NE, SN, TD, TG).

Published:

— with international search report (Art. 21(3))

(54) Title: METHOD FOR PREPARING ACYLATED CROSSLINKED GLYCOSAMINOGLYCANS

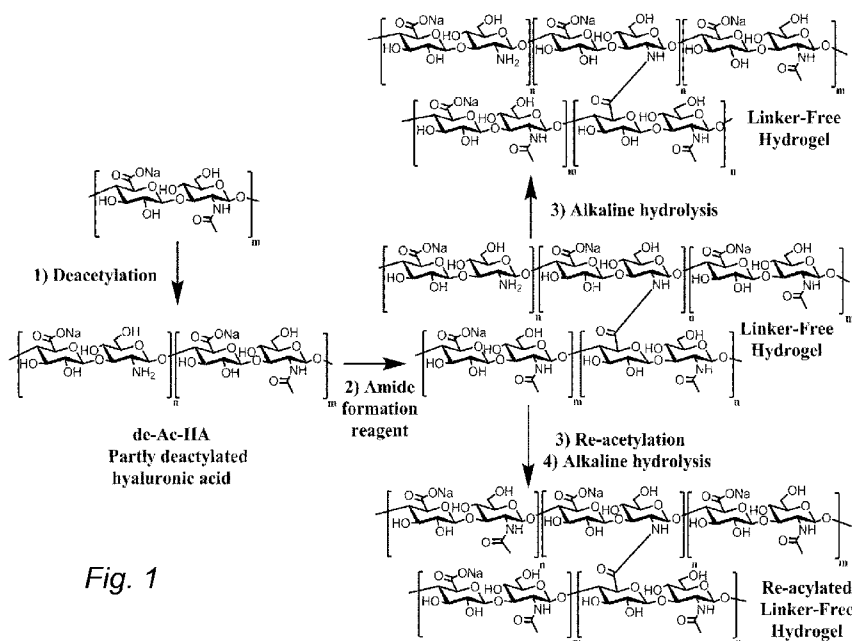


Fig. 1

(57) Abstract: A method of preparing a hydrogel product comprising crosslinked glycosaminoglycan molecules, said method comprising: i) providing a glycosaminoglycan crosslinked by amide bonds, wherein the crosslinked glycosaminoglycans comprise residual amine groups; and ii) acylating residual amine groups of the crosslinked glycosaminoglycans provided in i) to form acylated crosslinked glycosaminoglycans.



METHOD FOR PREPARING ACYLATED CROSSLINKED
GLYCOSAMINOGLYCANS

Technical field of the invention

The present invention relates to the field of hydrogels containing crosslinked polysaccharides and the use of such hydrogels in medical and/or cosmetic applications. More specifically, the present invention is concerned with hydrogels made of crosslinked glycosaminoglycans, particularly crosslinked hyaluronic acid, chondroitin or chondroitin sulfate.

10 Background of the invention

Water-absorbing gels, or hydrogels, are widely used in the biomedical field. They are generally prepared by chemical crosslinking of polymers to infinite networks. While many polysaccharides absorb water until they are completely dissolved, crosslinked gels of the same polysaccharides can typically absorb a certain amount of water until they are saturated, i.e. they have a finite liquid retention capacity, or swelling degree.

Hyaluronic acid, chondroitin and chondroitin sulfate are well-known biocompatible polymers. They are naturally occurring polysaccharides belonging to the group of glycosaminoglycans (GAGs). All GAGs are negatively charged heteropolysaccharide chains which have a capacity to absorb large amounts of water.

Hyaluronic acid (HA) is one of the most widely used biocompatible polymers for medical and cosmetic use. HA is a naturally occurring polysaccharide belonging to the group of glycosaminoglycans (GAGs). Hyaluronic acid and products derived from hyaluronic acid are widely used in the biomedical and cosmetic fields, for instance during viscosurgery and as a dermal filler.

Chondroitin sulfate (CS) is a highly abundant GAG found in the connective tissues of mammals where it, together with other sulfated GAGs, is bound to proteins as part proteoglycans. It has previously been shown that hydrogels containing CS successfully can be used in biomedical applications due to
5 their resemblance to the natural extra cellular matrix (Lauder, R.M., Complement Ther Med 17: 56-62, 2009). Chondroitin sulfate is also used in the treatment of osteoarthritis, e.g. as a dietary supplement.

Crosslinking of the glycosaminoglycans prolongs the duration of the
10 degradable polymers that make up the network, which is useful in many application. However, the crosslinking can also reduce the native properties of the glycosaminoglycans. Hence, it is typically desired to maintain a low degree of modification by efficient crosslinking to conserve the native properties and effects of the glycosaminoglycan itself.

15

Summary of the invention

It is an object of the present invention to provide a hydrogel having a glycosaminoglycan (GAG) as the swellable polymer.

20

It is a further object of the present invention to provide a method for crosslinking GAG molecules resulting in a hydrogel product based entirely on carbohydrate type structures.

25 It is also an object of the present invention to provide a method for preparing hydrogels of GAG molecules by mild and efficient routes.

According to aspects illustrated herein, there is provided method of preparing a hydrogel product comprising crosslinked glycosaminoglycan molecules,
30 said method comprising:

i) providing a glycosaminoglycan crosslinked by amide bonds, wherein the crosslinked glycosaminoglycans comprise residual amine groups; and

ii) acylating residual amine groups of the crosslinked glycosaminoglycans provided in i) to form acylated crosslinked glycosaminoglycans.

According to some embodiments, i) comprises the steps:

5

a) providing a solution comprising an at least partially deacetylated glycosaminoglycan and optionally a second glycosaminoglycan;

b) activating carboxyl groups on the at least partially deacetylated glycosaminoglycan and/or the optional second glycosaminoglycan with a coupling agent, to form activated glycosaminoglycans;

10

c) crosslinking the activated glycosaminoglycans via their activated carboxyl groups using amino groups of the at least partially deacetylated glycosaminoglycans to provide glycosaminoglycans crosslinked by amide bonds.

15

The present invention is based on the inventive realization that acylation, for example acetylation, of residual free amine groups in a hydrogel product comprising amide crosslinked glycosaminoglycan molecules can be used to modify the mechanical properties of the hydrogel product. Without wishing to be bound to any specific scientific explanation, it is contemplated that acylation of the free amine groups can reduce the formation of zwitterionic complexes acting as additional crosslinks in the hydrogel product, thereby resulting in the formation of a softer gel.

20

25

Furthermore, acylation of residual free amine groups in a hydrogel product comprising amide crosslinked glycosaminoglycan molecules can also be used to connect other functional groups or active compounds to the hydrogel product. For example, amino acid derivatives, bioactive peptides and drug substances that have a carbonyl functionality may be connected to the

30

residual free amine groups of the hydrogel product using coupling protocols known in the art.

According to some embodiments, the step ii) comprises acetylating residual
5 amine groups of the crosslinked glycosaminoglycans provided in step i) to
form acetylated crosslinked glycosaminoglycans. Glycosaminoglycans in their
native form are N-acetylated. Acetylation of free amine groups in a hydrogel
product may therefore be expected to produce a hydrogel product more
similar to the native glycosaminoglycans.

10

By the term "at least partial deacetylation" as used herein as used herein with
reference to the glycosaminoglycan, we mean that at least some of the N-
acetyl groups of a glycosaminoglycan comprising N-acetyl groups are cleaved
off, resulting in the formation of free amine groups in the glycosaminoglycan.

15

By the term "at least partial deacetylation" as used herein, we mean that a
significant portion of the N-acetyl groups of the glycosaminoglycan,
particularly at least 1 %, preferably at least 2 %, at least 3 %, at least 4 %, or
at least 5 %, of the N-acetyl groups of the glycosaminoglycan are converted
to free amine groups. More preferably, at least 3 % of the N-acetyl groups of
20 the glycosaminoglycan are converted to free amine groups.

25

By the term "at least partially deacetylated" as used herein with reference to
the glycosaminoglycan, we mean a glycosaminoglycan comprising N-acetyl
groups in which at least some of the N-acetyl groups have been cleaved off,
resulting in the formation of free amine groups in the glycosaminoglycan. By
"at least partially deacetylated" as used herein, we mean that a significant
portion of the N-acetyl groups of the glycosaminoglycan, particularly at least 1
%, preferably at least 2 %, at least 3 %, at least 4 %, at least 5 %, of the N-
acetyl groups of the glycosaminoglycan have been converted to free amine
30 groups. More preferably, at least 3 % of the N-acetyl groups of the
glycosaminoglycan have been converted to free amine groups.

According to some embodiments, the at least partially deacetylated glycosaminoglycan employed in step a) of the method of preparing a hydrogel product is a deacetylated glycosaminoglycan having a degree of acetylation of 99% or less, preferably 98% or less, preferably 97% or less, preferably 5 96% or less, preferably 95% or less, preferably 94% or less, preferably 93% or less, and a weight average molecular weight of 0.1 MDa or more, preferably 0.5 MDa or more.

According to some embodiments, the at least partially deacetylated 10 glycosaminoglycan employed in step a) of the method of preparing a hydrogel product is a deacetylated glycosaminoglycan selected from the group consisting of deacetylated sulfated or non-sulfated glycosaminoglycans such as deacetylated hyaluronan, deacetylated chondroitin, deacetylated chondroitin sulphate, deacetylated heparan sulphate, deacetylated 15 heparosan, deacetylated heparin, deacetylated dermatan sulphate and deacetylated keratan sulphate. Preferably, the at least partially deacetylated glycosaminoglycan employed in step a) of the method of preparing a hydrogel product is selected from the group consisting of deacetylated hyaluronic acid, deacetylated chondroitin and deacetylated chondroitin sulfate, and mixtures 20 thereof. Preferably, the at least partially deacetylated glycosaminoglycan employed in step a) of the method of preparing a hydrogel product is deacetylated hyaluronic acid.

According to some embodiments, the optional second glycosaminoglycan 25 employed in step a) of the method of preparing a hydrogel product is a glycosaminoglycan selected from the group consisting of sulfated or non-sulfated glycosaminoglycans such as hyaluronan, chondroitin, chondroitin sulphate, heparan sulphate, heparosan, heparin, dermatan sulphate and keratan sulphate. Preferably, the optional second glycosaminoglycan 30 employed in step a) of the method of preparing a hydrogel product is selected from the group consisting of hyaluronic acid, chondroitin and chondroitin sulfate, and mixtures thereof. Preferably, the optional second

glycosaminoglycan employed in step a) of the method of preparing a hydrogel product is hyaluronic acid.

5 Hyaluronic acid is one of the most widely used biocompatible polymers for medical use. Hyaluronic acid and the other GAGs are negatively charged heteropolysaccharide chains which have a capacity to absorb large amounts of water. Hyaluronic acid and products derived from hyaluronic acid are widely used in the biomedical and cosmetic fields, for instance during viscosurgery and as a dermal filler.

10

Water-absorbing gels, or hydrogels, are widely used in the biomedical field. They are generally prepared by chemical crosslinking of polymers to infinite networks. While native hyaluronic acid and certain crosslinked hyaluronic acid products absorb water until they are completely dissolved, crosslinked
15 hyaluronic acid gels typically absorb a certain amount of water until they are saturated, i.e. they have a finite liquid retention capacity, or swelling degree.

Since hyaluronic acid is present with identical chemical structure except for its molecular mass in most living organisms, it gives a minimum of foreign body
20 reactions and allows for advanced medical uses. Crosslinking and/or other modifications of the hyaluronic acid molecule is typically necessary to improve its duration *in vivo*. Furthermore, such modifications affect the liquid retention capacity of the hyaluronic acid molecule. As a consequence thereof, hyaluronic acid has been the subject of many modification attempts.

25

In preferred embodiments, the glycosaminoglycan is a native glycosaminoglycan. The glycosaminoglycan used in connection with the invention is preferably a naturally occurring glycosaminoglycan. The glycosaminoglycan is preferably used in its native state. I.e., the chemical
30 structure of the glycosaminoglycan has preferably not been altered or modified by addition of functional groups or the like. Using the glycosaminoglycan in its native state is preferred because this will afford a

crosslinked structure more closely resembling the natural molecules, which conserves the native properties and effects of the glycosaminoglycan itself, and can minimize the immune response when the crosslinked glycosaminoglycan is introduced into the body.

5

The method of preparing a hydrogel product involves crosslinking of glycosaminoglycan molecules by covalent bonds, preferably amide bonds, typically using an activating agent for the carboxyl groups on the glycosaminoglycan molecule backbone and amino groups of an at least partially deacetylated glycosaminoglycan. Crosslinking according to the inventive method can be achieved by mild and efficient routes resulting in high yields with minimal degradation of the glycosaminoglycan molecules.

10

Crosslinking glycosaminoglycans directly via formation of amide bonds between amino and carboxyl groups present on the glycosaminoglycans provides a hydrogel product based entirely on carbohydrate type structures. This could reduce the disturbance of the native properties of the glycosaminoglycans often caused by crosslinking with non-sacchride based crosslinkers.

15

20

According to some embodiments, the activation step b) and the crosslinking step c) occur simultaneously. In other embodiments, the activation step b) occurs prior to and separately from the crosslinking step c).

According to some embodiments, the method further comprises providing particles of the crosslinked glycosaminoglycans, having an average size in the range of 0.01-5 mm, preferably 0.1-0.8 mm.

25

According to some embodiments, the coupling agent of step b) is a peptide coupling reagent.

30

According to some embodiments, the peptide coupling reagent is selected from the group consisting of triazine-based coupling reagents, carbodiimide coupling reagents, imidazolium-derived coupling reagents, Oxyma and COMU.

5

According to some embodiments, the peptide coupling reagent is a triazine-based coupling reagent. According to some embodiments, the triazine-based coupling reagent is selected from the group consisting of 4-(4,6-dimethoxy-1,3,5-triazin-2-yl)-4-methylmorpholinium chloride (DMTMM) and 2-chloro-4,6-

10

dimethoxy-1,3,5-triazine (CDMT). According to some embodiments, the triazine-based coupling reagent is DMTMM.

According to some embodiments, the peptide coupling reagent is a carbodiimide coupling reagent. According to some embodiments, the

15

carbodiimide coupling reagent is N-(3-dimethylaminopropyl)-N'-ethylcarbodiimide (EDC) combined with N-hydroxysuccinimide (NHS).

Another preferred peptide coupling reagent is 2-chloro-1-methylpyridinium iodide (CMPI).

20

According to some embodiments, the step ii) comprises allowing the crosslinked glycosaminoglycans provided in step i) to react with an acylating agent under reaction conditions suitable to form acylated crosslinked glycosaminoglycans.

25

According to some embodiments, the step ii) comprises allowing the crosslinked glycosaminoglycans provided in step i) to react with an acetylating agent under reaction conditions suitable to form acetylated crosslinked glycosaminoglycans.

30

According to some embodiments, the acetylating agent is selected from the group consisting of acetic anhydride, isopropenyl acetate and pre-activated ester of acetic acid.

- 5 According to some embodiments, the method further comprises the step:
iii) subjecting the crosslinked glycosaminoglycans provided in step i) or ii) to alkaline treatment to hydrolyze ester crosslinks formed as byproducts during the amide crosslinking.
- 10 According to some embodiments, the step iii) comprises subjecting the crosslinked glycosaminoglycans provided in step i) or ii) to alkaline treatment comprises contacting the crosslinked glycosaminoglycans with an alkaline solution, preferably an NaOH or KOH solution, having a pH in the range of 12-14, preferably a pH in the range of 12-14, for 0.5-4 hours, preferably for
15 0.5-2 hours.

According to some embodiments, the alkaline treatment step iii) is performed at a temperature in the range of 0-60 °C, preferably in the range of 10-30 °C.

- 20 According to some embodiments, the at least partially deacetylated glycosaminoglycan provided in step a) is provided by a method for at least partial deacetylation of a glycosaminoglycan, comprising:
- a1) providing a glycosaminoglycan comprising acetyl groups;
- 25 a2) allowing the glycosaminoglycan comprising acetyl groups to react with hydroxylamine (NH₂OH) or a salt thereof at a temperature of 100 °C or less for 2-200 hours to form an at least partially deacetylated glycosaminoglycan; and
- a3) recovering the at least partially deacetylated glycosaminoglycan.
- 30

According to other aspects illustrated herein, there is provided a hydrogel product obtainable by the inventive method.

According to related aspects, the present disclosure also provides use of the hydrogel product as a medicament, such as in the treatment of soft tissue disorders. There is provided a method of treating a patient suffering from a soft tissue disorder by administering to the patient a therapeutically effective amount of the hydrogel product. There is also provided a method of providing corrective or aesthetic treatment to a patient by administering to the patient a therapeutically effective amount of the hydrogel product.

According to other aspects illustrated herein, there is provided a hydrogel product obtained by the inventive method for use as a medicament.

According to other aspects illustrated herein, there is provided a hydrogel product obtained by the inventive method for use in the treatment of soft tissue disorders.

According to other aspects illustrated herein, there is provided the use of a hydrogel product obtained by the inventive method for the manufacture of a medicament for treatment of soft tissue disorders.

According to other aspects illustrated herein, there is provided a method of treating a patient suffering from a soft tissue disorder by administering to the patient a therapeutically effective amount of a hydrogel product obtained by the inventive method.

According to other aspects illustrated herein, there is provided a method of providing corrective or aesthetic treatment to a patient by administering to the patient a therapeutically effective amount of a hydrogel product obtained by the inventive method.

According to other aspects illustrated herein, there is provided a method of cosmetically treating skin, which comprises administering to the skin a hydrogel product obtained by the inventive method.

Other aspects and preferred embodiments of the present invention will be evident from the following detailed disclosure of the invention and the appended claims.

5

Brief description of the drawings

Figure 1 is a reaction scheme illustrating the formation of a crosslinked hyaluronic acid comprising 1) deacetylation of hyaluronic acid to form partially deacetylated hyaluronic acid, 2) crosslinking the partially deacetylated
10 hyaluronic by amide formation, and 3) re-acetylation of free amine groups and alkaline hydrolysis of ester bonds formed during the crosslinking and re-acetylation.

Figure 2 is a reaction scheme illustrating the formation of a crosslinked
15 hyaluronic acid comprising 1) deacetylation of hyaluronic acid to form partially deacetylated hyaluronic acid, 2) crosslinking the partially deacetylated hyaluronic to non-deacetylated hyaluronic acid by amide formation, and 3) re-acetylation of free amine groups and alkaline hydrolysis of ester bonds formed during the crosslinking and re-acetylation.

20

Detailed description of the invention

The present disclosure provides advantageous processes for preparing hydrogels made of crosslinked glycosaminoglycan (GAG) molecules, the
25 resulting hydrogel products and uses thereof. GAGs are negatively charged heteropolysaccharide chains which have a capacity to absorb large amounts of water. In the hydrogel products according to the disclosure, the crosslinked GAG molecule is the swellable polymer which provides the gel properties.

The preparation process described herein is mild to the GAG molecules but
30 provides an efficient crosslinking.

The inventive method of preparing a hydrogel product comprising crosslinked glycosaminoglycan molecules, comprises:

5 i) providing a glycosaminoglycan crosslinked by amide bonds, wherein the crosslinked glycosaminoglycans comprise residual amine groups; and

ii) acylating residual amine groups of the crosslinked glycosaminoglycans provided in i) to form acylated crosslinked glycosaminoglycans.

10 According to some embodiments, i) comprises the steps:

a) providing a solution comprising an at least partially deacetylated glycosaminoglycan and optionally a second glycosaminoglycan;

15 b) activating carboxyl groups on the at least partially deacetylated glycosaminoglycan and/or the optional second glycosaminoglycan with a coupling agent, to form activated glycosaminoglycans;

20 c) crosslinking the activated glycosaminoglycans via their activated carboxyl groups using amino groups of the at least partially deacetylated glycosaminoglycans to provide glycosaminoglycans crosslinked by amide bonds.

The hydrogel products discussed herein are obtained by amide coupling of
25 glycosaminoglycan molecules. Amide coupling using a di- or multiamine functional crosslinker together with a coupling agent is an attractive route to preparing crosslinked glycosaminoglycan molecules useful for hydrogel products. Amide crosslinking can be achieved using a non-carbohydrate based di- or multinucleophile crosslinker, for example
30 hexamethylenediamine (HMDA), or a carbohydrate based di- or multinucleophile crosslinker, for example diaminotrehalose (DATH) together with a glycosaminoglycan. Crosslinking can also be achieved using an at

least partially deacetylated glycosaminoglycan, either alone or in combination with a second glycosaminoglycan, whereby the deacetylated glycosaminoglycan itself acts as the di- or multinucleofile crosslinker.

- 5 Thus, the present disclosure provides GAG molecule hydrogels by crosslinking in aqueous media using a crosslinker comprising at least two nucleofile functional groups, for example amine groups, capable of forming covalent bonds directly with carboxylic acid groups of GAG molecules by a reaction involving the use of a coupling agent.

10

The crosslinker comprising at least two nucleofile functional groups may for example be a non-carbohydrate based di- or multinucleofile crosslinker or a carbohydrate based di- or multinucleofile crosslinker.

- 15 Carbohydrate based di- or multinucleofile crosslinkers are preferred, since they provide a hydrogel product based entirely on carbohydrate type structures or derivatives thereof. This could reduce the disturbance of the native properties of the glycosaminoglycans often caused by crosslinking with non-sacchride based crosslinkers. The crosslinker itself can also contribute to
20 maintained or increased properties of the hydrogel, for example when crosslinking with a structure that correlates to hyaluronic acid or when crosslinking with a structure with high water retention properties.

- The carbohydrate based di- or multinucleofile crosslinker may for example be
25 selected from the group consisting of di- or multinucleofile functional di-, tri-, tetra-, oligosaccharides, and polysaccharides.

- In a preferred embodiment, the di- or multinucleofile crosslinker is an at least partially deacetylated polysaccharide, i.e. an acetylated polysaccharide which
30 has been at least partially deacetylated to provide a polysaccharide having free amine groups. An at least partially deacetylated glycosaminoglycan, can be crosslinked either alone or in combination with a second

glycosaminoglycan, whereby the deacetylated glycosaminoglycan itself acts as the di- or multinucleofile crosslinker.

In a preferred embodiment, the crosslinked GAG is provided by:

5

1) crosslinking at least partially deacetylated GAG to partially deacetylated GAG using free amine and carboxylic acid groups present in the at least partially deacetylated GAGs, as shown in Figure 1; or

10 2) crosslinking at least partially deacetylated GAG to a non-deacetylated GAG using free amine groups present in the at least partially deacetylated GAG and carboxylic acid groups present in the GAG, as shown in Figure 2.

The GAG according to the present disclosure may for example be selected
15 from the group consisting of sulfated or non-sulfated glycosaminoglycans such as hyaluronan, chondroitin, chondroitin sulphate, heparan sulphate, heparosan, heparin, dermatan sulphate and keratan sulphate. The GAG according to the present disclosure is preferably selected from the group consisting of hyaluronic acid, chondroitin and chondroitin sulfate. In a
20 preferred embodiment, the GAG molecule is hyaluronic acid. Hyaluronic acid (HA) is one of the most widely used biocompatible polymers for medical and cosmetic use. HA is a naturally occurring polysaccharide belonging to the group of glycosaminoglycans (GAGs). Hyaluronic acid consists of two alternating monosaccharides units, D-N-acetyl glucosamine (GlcNAc) and D-
25 glucuronic acid (GlcA), assembled by $\beta(1\rightarrow3)$ and $\beta(1\rightarrow4)$ glycosidic bonds, respectively. Hyaluronic acid and products derived from hyaluronic acid are widely used in the biomedical and cosmetic fields, for instance during viscosurgery and as a dermal filler.

30 Unless otherwise specified, the term "hyaluronic acid" encompasses all variants and combinations of variants of hyaluronic acid, hyaluronate or hyaluronan, of various chain lengths and charge states, as well as with

various chemical modifications. That is, the term also encompasses the various hyaluronate salts of hyaluronic acid with various counter ions, such as sodium hyaluronate. The hyaluronic acid can be obtained from various sources of animal and non-animal origin. Sources of non-animal origin include yeast and preferably bacteria. The molecular weight of a single hyaluronic acid molecule is typically in the range of 0.1-10 MDa, but other molecular weights are possible.

The term "chondroitin" refers to GAGs having a disaccharide repeating unit consisting of alternating non-sulfated D-glucuronic acid and N-acetyl-D-galactosamine moieties. For avoidance of doubt, the term "chondroitin" does not encompass any form of chondroitin sulfate.

The term "chondroitin sulfate" refers to GAGs having a disaccharide repeating unit consisting of alternating D-glucuronic acid and N-acetyl-D-galactosamine moieties. The sulfate moiety can be present in various different positions. Preferred chondroitin sulfate molecules are chondroitin-4-sulfate and chondroitin-6-sulfate.

The chondroitin molecules can be obtained from various sources of animal and non-animal origin. Sources of non-animal origin include yeast and preferably bacteria. The molecular weight of a single chondroitin molecule is typically in the range of 1-500 kDa, but other molecular weights are possible.

According to some embodiments, the at least partially deacetylated glycosaminoglycan employed in step a) of the method of preparing a hydrogel product is a deacetylated glycosaminoglycan having a degree of acetylation of 99% or less, preferably 98% or less, preferably 97% or less, preferably 96% or less, preferably 95% or less, preferably 94% or less, preferably 93% or less, and a weight average molecular weight of 0.1 MDa or more, preferably 0.5 MDa or more. According to some embodiments, the at least partially deacetylated glycosaminoglycan employed in step a) of the method

of preparing a hydrogel product is obtained by the deacetylation methods described above.

According to some embodiments, the at least partially deacetylated glycosaminoglycan employed in step a) of the method of preparing a hydrogel product is a deacetylated glycosaminoglycan selected from the group consisting of deacetylated sulfated or non-sulfated glycosaminoglycans such as deacetylated hyaluronan, deacetylated chondroitin, deacetylated chondroitin sulphate, deacetylated heparan sulphate, deacetylated heparosan, deacetylated heparin, deacetylated dermatan sulphate and deacetylated keratan sulphate. Preferably, the at least partially deacetylated glycosaminoglycan employed in step a) of the method of preparing a hydrogel product is selected from the group consisting of deacetylated hyaluronic acid, deacetylated chondroitin and deacetylated chondroitin sulfate, and mixtures thereof. Preferably, the at least partially deacetylated glycosaminoglycan employed in step a) of the method of preparing a hydrogel product is deacetylated hyaluronic acid.

According to some embodiments, the optional second glycosaminoglycan employed in step a) of the method of preparing a hydrogel product is a glycosaminoglycan selected from the group consisting of sulfated or non-sulfated glycosaminoglycans such as hyaluronan, chondroitin, chondroitin sulphate, heparan sulphate, heparosan, heparin, dermatan sulphate and keratan sulphate. Preferably, the optional second glycosaminoglycan employed in step a) of the method of preparing a hydrogel product is selected from the group consisting of hyaluronic acid, chondroitin and chondroitin sulfate, and mixtures thereof. Preferably, the optional second glycosaminoglycan employed in step a) of the method of preparing a hydrogel product is hyaluronic acid.

Crosslinking glycosaminoglycans directly via formation of amide bonds between amino and carboxyl groups present on the glycosaminoglycans provides a hydrogel product based entirely on carbohydrate type structures.

- 5 The method of preparing a hydrogel product involves crosslinking of glycosaminoglycan molecules by covalent bonds, preferably amide bonds, typically using an activating agent for the carboxyl groups on the glycosaminoglycan molecule backbone and amino groups of an at least partially deacetylated glycosaminoglycan. Crosslinking according to the
10 inventive method can be achieved by mild and efficient routes resulting in high yields with minimal degradation of the glycosaminoglycan molecules.

According to some embodiments, the activation step b) and the crosslinking step c) occur simultaneously.

15

- According to some embodiments, the coupling agent of step b) is a peptide coupling reagent. Crosslinking using a peptide coupling agent is advantageous over many other common crosslinking methods (e.g. BDDE crosslinking) since it allows for crosslinking to be performed at neutral pH with
20 minimal degradation of the glycosaminoglycan molecules.

- According to some embodiments, the peptide coupling reagent is selected from the group consisting of triazine-based coupling reagents, carbodiimide coupling reagents, imidazolium-derived coupling reagents, Oxyma and
25 COMU.

- According to some embodiments, the peptide coupling reagent is a triazine-based coupling reagent. According to some embodiments, the triazine-based coupling reagent is selected from the group consisting of 4-(4,6-dimethoxy-
30 1,3,5-triazin-2-yl)-4-methylmorpholinium chloride (DMTMM) and 2-chloro-4,6-dimethoxy-1,3,5-triazine (CDMT). According to some embodiments, the triazine-based coupling reagent is DMTMM.

According to some embodiments, the peptide coupling reagent is a carbodiimide coupling reagent. According to some embodiments, the carbodiimide coupling reagent is N-(3-dimethylaminopropyl)-N'-ethylcarbodiimide (EDC) combined with N-hydroxysuccinimide (NHS).

Another preferred peptide coupling reagent is 2-chloro-1-methylpyridinium iodide (CMPI).

10 The term “crosslinked glycosaminoglycans” or “crosslinked glycosaminoglycan molecules” refers herein to glycosaminoglycans comprising, typically covalent, crosslinks between the glycosaminoglycan molecule chains, which creates a continuous network of glycosaminoglycan molecules held together by the crosslinks.

15

The crosslinked GAG product is preferably biocompatible. This implies that no, or only very mild, immune response occurs in the treated individual. That is, no or only very mild undesirable local or systemic effects occur in the treated individual.

20

The crosslinked product according to the disclosure is a gel, or a hydrogel. That is, it can be regarded as a water-insoluble, but substantially dilute crosslinked system of GAG molecules when subjected to a liquid, typically an aqueous liquid.

25

The crosslinked GAG molecule is preferably present in the form of gel particles. The gel particles preferably have an average size in the range of 0.01-5 mm, preferably 0.1-0.8 mm, such as 0.2-0.5 mm or 0.5-0.8 mm.

30 According to some embodiments, the method further comprises providing particles of the crosslinked glycosaminoglycans, having an average size in

the range of 0.01-5 mm, preferably 0.1-0.8 mm, such as 0.2-0.5 mm or 0.5-0.8 mm.

The gel contains mostly liquid by weight and can e.g. contain 90-99.9%,
5 water, but it behaves like a solid due to a three-dimensional crosslinked GAG molecule network within the liquid. Due to its significant liquid content, the gel is structurally flexible and similar to natural tissue, which makes it very useful as a scaffold in tissue engineering and for tissue augmentation. It is also useful for treatment of soft tissue disorder and for corrective or aesthetic
10 treatment. It is preferably used as an injectable formulation.

The hydrogel product may also comprise a portion of GAG molecules which are not crosslinked, i.e not bound to the three-dimensional crosslinked GAG molecule network. However, it is preferred that at least 50 % by weight,
15 preferably at least 60 % by weight, more preferably at least 70 % by weight, and most preferably at least 80 % by weight, of the GAG molecules in a gel composition form part of the crosslinked GAG molecule network.

The hydrogel product may be present in an aqueous solution, but it may also
20 be present in dried or precipitated form, e.g. in ethanol. The hydrogel product is preferably injectable.

According to some embodiments, the at least partially deacetylated glycosaminoglycan is obtained by a method for at least partial deacetylation
25 of a biopolymer, wherein the biopolymer is a glycosaminoglycan, the method comprising:

- a1) providing a biopolymer comprising acetyl groups;
- a2) reacting the biopolymer comprising acetyl groups with hydroxylamine
30 (NH₂OH) or a salt thereof at a temperature of 100 °C or less for 2-200 hours to form an at least partially deacetylated biopolymer; and
- a3) recovering the at least partially deacetylated biopolymer.

The term "biopolymer" as used herein refers to polymers produced by living organisms. Biopolymers are divided into the three main classes, polynucleotides, polypeptides and polysaccharides.

5

It has been found that hydroxylamine (NH₂OH) and salts thereof can advantageously be used for deacetylation of biopolymer comprising acetyl groups under mild reaction conditions. The deacetylated biopolymers may be useful for various applications, e.g. for crosslinking, conjugation or grafting reactions, requiring the presence of free amine groups.

The inventive deacetylation method involves a hydroxylaminolysis reaction. Using hydroxylamine or a salt thereof for deacetylation has been found to allow for N-deacetylation under mild conditions resulting in only minor degradation of the polymeric backbone of sensitive polysaccharides such as HA. Using hydroxylamine or a salt thereof for deacetylation thus allows for production of deacetylated HA with retained high molecular weight. This is in contrast to previously known methods, such as deacetylation using hydrazine or NaOH as the deacetylating agent, where high degrees of deacetylation have been inevitably accompanied by severe degradation of the polymeric backbone.

The step of recovering the at least partially deacetylated biopolymer may involve simply keeping or using the deacetylated biopolymer as it is obtained. The step of recovering the at least partially deacetylated biopolymer may also involve any further treatment of the deacetylated biopolymer, including but not limited to washing and purification.

The biopolymer comprising acetyl groups is a glycosaminoglycan, preferably selected from the group consisting of hyaluronic acid, chondroitin and chondroitin sulfate, and mixtures thereof. According to some embodiments, the biopolymer comprising acetyl groups is hyaluronic acid.

30

Polysaccharides, and particularly glycosaminoglycans such as hyaluronic acid, chondroitin and chondroitin sulfate, are often prone to degradation of the backbone under harsh reaction conditions (e.g. very high or low pH, or high
5 temperatures). The inventive method is therefore especially useful for deacetylation of such polysaccharides.

The inventive deacetylation method is useful for obtaining at least partially deacetylated biopolymers in which a significant portion of the molecular
10 weight of the starting material is retained.

According to some embodiments, the weight average molecular weight of the recovered at least partially deacetylated biopolymer is at least 10%, preferably at least 20%, more preferably at least 25%, of the weight average
15 molecular weight of the biopolymer comprising acetyl groups in step a1). The weight average molecular weight of the recovered at least partially deacetylated biopolymer may also be higher, such as at least 30%, 40%, 50%, 60%, 70%, 80% or 90% of the weight average molecular weight of the biopolymer comprising acetyl groups in step a1).

20

According to some embodiments, the biopolymer comprising acetyl groups used as the starting material in the deacetylation method has a weight average molecular weight of at least 10 kDa. According to some
25 embodiments, the biopolymer comprising acetyl groups has a weight average molecular weight of at least 100 kDa, of at least 500 kDa, of at least 750 kDa, or of at least 1 MDa. According to some embodiments, the biopolymer comprising acetyl groups has a weight average molecular weight in the range of 1 - 5 MDa, preferably in the range of 2 - 4 MDa.

According to some embodiments, the recovered at least partially deacetylated
30 biopolymer has a weight average molecular weight of at least 10 kDa.

According to some embodiments, the recovered at least partially deacetylated biopolymer has a weight average molecular weight of at least 100 kDa, of at

least 500 kDa, of at least 750 kDa, or of at least 1 MDa. According to some embodiments, the recovered at least partially deacetylated biopolymer has a weight average molecular weight in the range of 0.1 - 5 MDa, preferably in the range of 0.5 - 5 MDa or 0.5 - 3 MDa.

5

The deacetylation method of the present disclosure is also applicable to shorter biopolymers, or biooligomers, such as dimers, trimers, tetramers, etc.

According to some embodiments, the biopolymer comprising acetyl groups
10 used as the starting material in the deacetylation method is an oligobiopolymer which has a weight average molecular weight in the range of 0.3 - 10 kDa.

According to some embodiments, the recovered at least partially deacetylated
15 oligobiopolymer has a weight average molecular weight in the range of 0.3 - 10 kDa.

The biopolymer comprising acetyl groups used as the starting material in the deacetylation method is typically fully, or almost fully, acetylated. By the term
20 "fully acetylated" as used herein with reference to the biopolymer, we mean a biopolymer in which all, or substantially all, free amine groups have been converted to N-acetyl groups. In other words, the "fully acetylated" biopolymer comprises no, or substantially no, free amine groups. According to some
embodiments, the biopolymer comprising acetyl groups used as the starting
25 material in step a1) has a degree of acetylation in the range of 98-100 %.

According to some embodiments, the recovered at least partially deacetylated biopolymer has a degree of acetylation at least 1% less, preferably at least
2% less, preferably at least 3% less, preferably at least 4% less, preferably at
30 least 5% less, than that of the biopolymer comprising acetyl groups in step a1). In other words, the recovered at least partially deacetylated biopolymer may have a degree of acetylation of less than 99%, preferably less than 98%,

less than 97%, less than 97%, less than 96%, less than 95%, less than 94% or less than 93%. The recovered at least partially deacetylated biopolymer may also have a degree of acetylation at least 10% less, at least 15% less, at least 20% less, at least 30% less, at least 40% less, or at least 50%, less than
5 that of the biopolymer comprising acetyl groups in step a1). In a preferred embodiment, the at least partially deacetylated biopolymer has a degree of acetylation of less than 97%.

The deacetylation can be achieved using hydroxylamine or salt thereof. The
10 hydroxylamine salt refers to a salt formed by hydroxylamine and an acid. The hydroxylamine salt may for example be a salt formed by hydroxylamine and an acid selected from the group consisting of mineral acids and organic acids or mixtures thereof.

15 According to embodiments, the hydroxylamine salt is a salt formed by hydroxylamine and a mineral acid. According to embodiments, the acid is selected from the group consisting of sulfuric acid, hydrochloric acid, hydroiodic acid, hydrobromic acid and phosphoric acid, and combinations thereof. Preferred mineral acids include hydrochloric acid, hydroiodic acid and
20 hydrobromic acid. A particularly preferred mineral acid is hydroiodic acid.

According to embodiments, the hydroxylamine salt is a salt formed by hydroxylamine and an organic acid. According to embodiments, the acid is selected from the group consisting of acetic acid, propionic acid, pivalic acid,
25 citric acid, oxalic acid, malonic acid, lactic acid, benzoic acid, and halogenated carboxylic acids, such as trifluoroacetic acid (TFA) and trichloroacetic acid, and combinations thereof.

According to embodiments, the acid is selected from the group consisting of
30 acetic acid, propionic acid, pivalic acid, and a halogenated carboxylic acid, preferably trifluoroacetic acid, and combinations thereof. According to

embodiments, the acid is a halogenated carboxylic acid, preferably trifluoroacetic acid.

According to embodiments, the hydroxylamine salt is a salt formed by
5 hydroxylamine and an acid selected from the group consisting of hydrochloric acid, hydroiodic acid and hydrobromic acid, propionic acid, pivalic acid and trifluoroacetic acid.

The reaction in step a2 is preferably performed in a solvent capable of at least
10 partially dissolving both the biopolymer comprising acetyl groups and the hydroxylamine or salt thereof. The solvent may for example be water or an organic solvent or a mixture thereof. Non-limiting examples of preferred solvents include water or a mixture of water and a lower alcohol, such as ethanol. However, many other solvents would be useful, depending on the
15 particular biopolymer, and the selection of hydroxylamine or salt thereof. One example of a useful organic solvent is tetrahydrofuran (THF).

According to embodiments, the reaction in step a2) comprises reacting the molecule comprising an amide group with hydroxylamine in water.

20

The deacetylation process may preferably be performed in water or aqueous solution, optionally further comprising another solvent, such as ethanol. Thus according to some embodiments, step a1) comprises contacting a biopolymer comprising acetyl groups with hydroxylamine in water so that an aqueous
25 mixture or solution of the biopolymer and the hydroxylamine is formed. In some embodiments, the concentration of hydroxylamine is at least 10 % by weight, preferably at least 20 % by weight, preferably at least 30 % by weight of the aqueous mixture or solution. A higher concentration of hydroxylamine may increase the reaction rate.

30 Hydroxylamine is often provided in the form of an aqueous solution, typically at a concentration of 50% by weight. In some embodiments, the biopolymer may be mixed and dissolved directly in the aqueous solution of

hydroxylamine, optionally diluted. Alternatively, a solid salt of hydroxylamine, for example hydroxylamine hydrochloride or hydroxylamine sulfate, can be dissolved in an aqueous solution of the biopolymer. Adding a salt of hydroxylamine, and converting the salt to hydroxylamine, may be done as an alternative or as a complement to dissolving the biopolymer comprising acetyl groups in an aqueous solution of hydroxylamine.

The molar concentration of hydroxylamine in the reaction mixture is preferably in the range of 5-20 M. For example, a concentration of hydroxylamine of 50% by weight roughly corresponds to a molar concentration of 16 M.

The inventors have surprisingly found that when a hydroxylamine salt is used instead of hydroxylamine itself, the same reaction rate can be achieved with a significantly lower molar concentration. Thus, the molar concentration of hydroxylamine salt in the reaction mixture is preferably in the range of 0.01-10 M, preferably in the range of 0.1-5 M.

According to some embodiments, the biopolymer comprising acetyl groups is dissolved in an aqueous solution of hydroxylamine or a salt thereof in step a1). According to some embodiments, a salt of hydroxylamine is dissolved in an aqueous solution of a biopolymer comprising acetyl groups in step a1). According to some embodiments, the biopolymer comprising acetyl groups is dissolved in an aqueous solution of hydroxylamine, and a salt of hydroxylamine is dissolved in the aqueous solution of biopolymer comprising acetyl groups in hydroxylamine.

The inventors have surprisingly found that when a hydroxylamine salt is used instead of hydroxylamine itself, the same reaction rate can be achieved with a significantly lower molar concentration. Thus, the molar concentration of hydroxylamine salt in the reaction mixture is preferably in the range of 0.01-10 M, preferably in the range of 0.1-5 M.

- According to some embodiments, the biopolymer comprising acetyl groups is dissolved in an aqueous solution of hydroxylamine or a salt thereof in step a1). According to some embodiments, a salt of hydroxylamine is dissolved in an aqueous solution of a biopolymer comprising acetyl groups in step a1).
- 5 According to some embodiments, the biopolymer comprising acetyl groups is dissolved in an aqueous solution of hydroxylamine, and a salt of hydroxylamine is dissolved in the aqueous solution of biopolymer comprising acetyl groups in hydroxylamine.
- 10 The reaction temperature in step a2) is preferably 100 °C or less. The reaction temperature in step a2) is selected so as not to cause excessive degradation of the biopolymer. According to some embodiments, the temperature in step a2) is in the range of 10-90 °C, preferably 20-80 °C, preferably 30-70 °C, preferably 30-50 °C. According to embodiments, the
- 15 reaction in step a2) comprises reacting the molecule comprising an amide group with the hydroxylamine or salt thereof at a temperature in the range of 10-100 °C, preferably 20-90 °C, preferably 30-70 °C, preferably 30-50 °C. The temperature may for example be in the range of 70-90 °C, such as about 80 °C, or in the range of 30-50 °C, such as about 40 °C.
- 20
- The reaction time in step a2) depends on the desired degree of deacetylation. The reaction time is preferably selected so as not to cause excessive degradation of the biopolymer and is also dependent on the temperature and pH. The reaction time may generally be anywhere from 5 minutes to 200
- 25 hours or more. According to some embodiments, the reaction in step a2) comprises reacting the molecule comprising an amide group with the hydroxylamine or salt thereof for 2-200 hours. According to some embodiments, the reaction in step a2) comprises reacting the molecule comprising an amide group with the hydroxylamine or salt thereof for 2-150
- 30 hours, preferably 5-150 hours, preferably 5-100 hours. In other embodiments, e.g. where a higher temperature or pH is used, the reaction time can be much

shorter, such as in the range of 5 minutes to 2 hours, in the range of 30 minutes to 2 hours, or in the range of 1-2 hours.

The pH in step a2) is preferably selected so as not to cause excessive degradation of the biopolymer. According to some embodiments, the reaction in step a2) is performed at a pH value in the range of 4-12. According to some embodiments, the reaction in step a2) is performed at a pH value in the range of 9-11. According to some embodiments, the reaction in step a2) is performed at a pH value in the range of 4-9, preferably in the range of 6-9, preferably in the range of 6-8 or 7-8. A lower pH (e.g. about neutral pH), such as in the range of 6-8 or 7-8, is typically preferred in order to avoid degradation of the biopolymer.

The inventors have found through extensive experimentation that addition of a pH reducing agent can also significantly increase the reaction rate of the reaction in step a2), particularly when hydroxylamine is used. This effect is both surprising and highly advantageous. It is noted that a corresponding addition of a pH reducing agent to a hydrazine deacetylation reaction did not result in any increase of the reaction rate. A lower pH value during the reaction is also preferred in order to avoid excessive degradation of the biopolymer. Thus, according to some embodiments, the pH of the reaction is lowered to a value in the range of 4-9, preferably in the range of 6-9, preferably in the range of 6-8 or 7-8, by addition of a pH reducing agent. The pH reducing agent may for example be selected from the group consisting of mineral acids, organic acids and pH reducing salts, and mixtures or combinations thereof. Examples of useful mineral acids include, but are not limited to, sulfuric acid, hydrochloric acid and hydroiodic acid, hydrobromic acid and phosphoric acid. Examples of useful organic acids include, but are not limited to, acetic acid, propionic acid, pivalic acid, citric acid, oxalic acid, malonic acid, lactic acid, benzoic acid, and halogenated carboxylic acids, such as trifluoroacetic acid and trichloroacetic acid. Examples of useful pH reducing salts include, but are not limited to, ammonium chloride, ammonium

bromide, ammonium iodide, hydroxylamine hydrochloride and hydroxylamine sulfate. In a preferred embodiment, the pH reducing agent comprises hydroxylamine hydrochloride or hydroxylamine sulfate, most preferably hydroxylamine hydrochloride. In some embodiments, the pH reducing agent
5 is hydroiodic acid (HI). In some embodiments, the pH reducing agent is trifluoroacetic acid (TFA).

According to some embodiments, the reaction in step a2) is performed in inert atmosphere and/or in darkness.

10

The products obtained by the deacetylation method described above may have properties that differ significantly from corresponding products obtained by other known deacetylation methods.

15 The hydrogel product provided by the inventive method is subjected to the step ii) of acylating residual amine groups of the crosslinked glycosaminoglycans provided in step i) to form acylated crosslinked glycosaminoglycans. This process is also referred to herein as re-acylation, or re-acetylation.

20

It has been found that acylation, for example acetylation, of residual free amine groups in a hydrogel product comprising amide crosslinked glycosaminoglycan molecules can be used to modify the mechanical properties of the hydrogel product. Without wishing to be bound to any
25 specific scientific explanation, it is contemplated that acylation of the free amine groups can reduce the formation of zwitterionic complexes acting as additional crosslinks in the hydrogel product, thereby resulting in the formation of a softer gel.

30 According to some embodiments, the step ii) comprises acetylating residual amine groups of the crosslinked glycosaminoglycans provided in step i) to form acetylated crosslinked glycosaminoglycans. Glycosaminoglycans in their

native form are N-acetylated. Acetylation of free amine groups in a hydrogel product may therefore be expected to produce a hydrogel product more similar to the native glycosaminoglycans.

- 5 According to some embodiments, the step ii) comprises allowing the crosslinked glycosaminoglycans provided in step i) to react with an acetylating agent under reaction conditions suitable to form acetylated crosslinked glycosaminoglycans.
- 10 According to some embodiments, the acetylating agent is selected from the group consisting of acetic anhydride, isopropenyl acetate and pre-activated ester of acetic acid.

The re-acetylation can be performed according to standard protocol using *e.g.*

15 acetic anhydride, isopropenyl acetate or pre-activated ester of acetic acid, typically in aqueous or alcoholic solution, or mixtures thereof, or under neat conditions. Preferably the re-acetylation process can be performed in a solid state reaction using alcohol, preferably methanol or ethanol, an acetylating agent and, if desired, an organic or inorganic base.

20

The potential problem of over-acetylation (O-acetylation), ester formation and/or anhydride formation, can be dealt with by including an optional post-crosslinking alkaline treatment step.

- 25 The hydrogel product obtained by the inventive method is optionally subjected to the step iii) of subjecting the crosslinked glycosaminoglycans provided in step i) or ii) to alkaline treatment to hydrolyze ester crosslinks formed as byproducts during the amide crosslinking.

- 30 Amide coupling using a di- or multiamine functional crosslinker together with a coupling agent is an attractive route to preparing crosslinked glycosaminoglycan molecules useful for hydrogel products. Crosslinking can

be achieved using a non-carbohydrate based di- or multinucleophile crosslinker, for example hexamethylenediamine (HMDA), or a carbohydrate based di- or multinucleophile crosslinker, for example diaminotrehalose (DATH) together with a glycosaminoglycan. Crosslinking can also be achieved using
5 an at least partially deacetylated glycosaminoglycan, either alone or in combination with a second glycosaminoglycan, whereby the deacetylated glycosaminoglycan itself acts as the di- or multinucleophile crosslinker.

It has been found that coupling reactions or crosslinking of
10 glycosaminoglycans using coupling agents to form amide bonds are often associated with the concurrent formation of a fraction of ester bonds. The size of the ester bond fraction may vary depending on the reaction conditions, concentrations and coupling agent used. Ester bonds are more susceptible to degradation during handling and storage of the hydrogel products, for
15 example high temperature sterilization (autoclaving), compared to amide bonds. This means that the properties of hydrogel products comprising ester bonds, or a combination of ester and amide bonds, will tend to change over time as the ester bonds degrade. In order to obtain hydrogels which maintain their original properties over a longer period of time, and it is preferable that
20 the glycosaminoglycans are crosslinked by amide bonds.

The present inventors have now found that subjecting the crosslinked glycosaminoglycans having both amide and ester crosslinks to alkaline treatment can hydrolyze ester crosslinks formed as byproducts during the
25 amide crosslinking without concurrently degrading the amide bonds. It has further been found that upon selection of suitable reaction conditions the hydrolysis of the ester bonds can be achieved without undue degradation of the glycosaminoglycan backbone.

30 The method of preparing a hydrogel product optionally comprises the step ii) of acylating residual amine groups of the crosslinked glycosaminoglycans provided in step i) to form acylated crosslinked glycosaminoglycans

5 Acylation, for example acetylation, of residual free amine groups in a hydrogel product comprising amide crosslinked glycosaminoglycan molecules can be used to modify the mechanical properties of the hydrogel product. Without wishing to be bound to any specific scientific explanation, it is contemplated that acylation of the free amine groups can reduce the formation of zwitterionic complexes acting as additional crosslinks in the hydrogel product, thereby resulting in the formation of a softer gel.

10 According to some embodiments, the step ii) comprises acetylating residual amine groups of the crosslinked glycosaminoglycans provided in step i) to form acetylated crosslinked glycosaminoglycans. Glycosaminoglycans in their native form are N-acetylated. Acetylation of free amine groups in a hydrogel product may therefore be expected to produce a hydrogel product more
15 similar to the native glycosaminoglycans.

Acylation of glycosaminoglycans using an acylating agent to form amide bonds is often associated with the concurrent formation of a fraction of ester bonds. The size of the ester bond fraction may vary depending on the
20 reaction conditions, concentrations and the acylating agent used. Ester bonds are more susceptible to degradation during handling and storage of the hydrogel products, for example high temperature sterilization (autoclaving), compared to amide bonds. This means that the properties of hydrogel products comprising ester bonds, or a combination of ester and amide bonds,
25 will tend to change over time as the ester bonds degrade. In order to obtain hydrogels which maintain their original properties over a longer period of time, and it is preferable that the glycosaminoglycans are acylated by amide bonds.

The present inventors have now found that subjecting the acylated
30 crosslinked glycosaminoglycans having both amide and ester crosslinks to alkaline treatment can hydrolyze ester bonds formed during the acylation without concurrently degrading the amide bonds. It has further been found

that upon selection of suitable reaction conditions the hydrolysis of the ester bonds can be achieved without undue degradation of the glycosaminoglycan backbone.

- 5 The alkaline treatment selectively hydrolyses the less stable ester bonds from the crosslinking process, or O-acetylation and anhydride formation from the re-acetylation process, and results in an increased amide/ester bond ratio in the material.
- 10 A typical application of the resulting hydrogel product involves the preparation of injectable formulations for treatment of soft tissue disorders, including, but not limited to, corrective and aesthetic treatments.

The term "molecular weight" as used herein in connection with various
15 polymers, e.g. polysaccharides, refers to the weight average molecular weight, M_w , of the polymers, which is well defined in the scientific literature. The weight average molecular weight can be determined by, e.g., static light scattering, small angle neutron scattering, X-ray scattering, and sedimentation velocity. The unit of the molecular weight is Da or g/mol.

20

The person skilled in the art realizes that the present invention by no means is limited to the preferred embodiments described herein. On the contrary, many modifications and variations are possible within the scope of the appended claims. Additionally, variations to the disclosed embodiments can
25 be understood and effected by the skilled person in practicing the claimed invention, from a study of the drawings, the disclosure, and the appended claims. In the claims, the word "comprising" does not exclude other elements or steps, and the indefinite article "a" or "an" does not exclude a plurality. The mere fact that certain measures are recited in mutually different dependent
30 claims does not indicate that a combination of these measures cannot be used to advantage.

EXAMPLES

Without desiring to be limited thereto, the present invention will in the following be illustrated by way of examples.

5 Definitions and analysis

M_w – The mass average molecular mass

SwF – Swelling factor analysis in saline, volume for a 1 g gel that has swelled to its maximum (mL/g)

10

SwC – Swelling capacity in saline, total liquid uptake per gram PS (mL/g).

SwCC_{PS} – Corrected swelling degree, total liquid uptake of one gram PS, corrected for GelP (mL/g).

15

$$SwCC_{PS} = \frac{SwF}{GelP * [HA]}$$

[PS] – The polysaccharide concentration (mg/g).

GelP – Gel part is a description of the percentage of PS that is a part of the gel network. A number of 90% means that 10% of the polysaccharide is not a part of the gel network.

20

CrD_{amide} – Degree of amide cross-linking (%) was analyzed with SEC-MS and defined as:

$$CrD_{amide} = \frac{n_{amide \ crosslinks}}{n_{HA \ disaccharides}}$$

25 CrD_{amide}

$$= \frac{\sum(Area \ amide \ crosslinked \ HA \ fragments)}{\sum(Area \ amide \ crosslinked \ HA \ fragments + Area \ HA \ amine \ fragments)}$$

* (100 – DoA)

DoA – Degree of Acetylation. The degree of acetylation (DoA) is the molar ratio of acetyl groups compared to hyaluronic acid disaccharides. DoA can be calculated from NMR spectra by comparing the integral of the acetyl signal of the hyaluronan disaccharide residues to the integral of the C2-H signal of the deacetylated glucosamine residues according to the equation.

$$\text{DoA (\%)} = \left(\frac{\frac{\text{Integral acetylgroup}}{3}}{\frac{\text{Integral acetylgroup}}{3} + \text{Integral C2-H}} \right) * 100$$

NMR – ¹H NMR spectra were recorded on a BRUKER Biospin AVANCE 400 spectrometer. Chemical shifts are reported as δ values downfield from internal TMS in appropriate organic solutions. The purity and the structures of the products were confirmed by LCMS (254 nm) on a Waters 2690 photodiode array detector system using the following conditions: Column, Symmetry C-18; Solvent A, water 0.1% formic acid; Solvent B, CH₃CN; flow rate, 2.5 ml/min; run time, 4.5 min; gradient, from 0 to 100% solvent B; mass detector, micro mass ZMD. Purifications were carried out directly by mass-triggered preparative LCMS Waters X-Terra reverse-phase column (C-18, 5 microns silica, 19 mm diameter, 100 mm length, flow rate of 40 ml / minute) and decreasingly polar mixtures of water (containing 0.1% formic acid) and acetonitrile as eluent. The fractions containing the desired compound were evaporated to dryness to afford the final compounds usually as solids.

Example 1 – Deacetylation of Hyaluronic Acid by Hydroxylaminolysis

0.2 g or 20 g of HA (Mw 2 500 kDa, DoA 100%) was solubilised in hydroxylamine (Sigma-Aldrich 50 vol% solution), or a mixture of hydroxylamine/water as set out in Table 1. The solution was incubated in darkness and under argon at 30 - 70 °C for 5 - 353 hours. After incubation, the mixture was precipitated by ethanol. The obtained precipitate was filtered, washed with ethanol and then re-dissolved in water. The solution was purified by ultrafiltration and subsequently lyophilized to obtain the deacetylated HA

(de-Ac HA) as a white solid. Examples 1-1 to 1-14 were performed using approx. 0.2 g HA and examples 1-15 to 1-16 were performed using 20 g HA. Deacetylation by hydroxylaminolysis is more efficient, and conserves the Mw of the HA backbone better as compared to hydrazinolysis (example 2) and alkaline methods (example 3 and 4).

Table 1.

Example	Temp (°C)	Time (h)	pH	Conditions	Start Mw (kDa)	NMR DoA (%)	Mw (kDa)
1-1	30	24	10	NH ₂ OH (50 wt.% in water)	2500	99	970 ^a
1-2	30	72	10	NH ₂ OH (50 wt.% in water)	2500	98	1060 ^a
1-3	30	196	10	NH ₂ OH (50 wt.% in water)	2500	95	1060 ^a
1-4	40	24	10	NH ₂ OH (50 wt.% in water)	2500	98	1050 ^a
1-5	40	72	10	NH ₂ OH (50 wt.% in water)	2500	95	980 ^a
1-6	40	353	10	NH ₂ OH (50 wt.% in water)	2500	80	490 ^a
1-7	40	24	10	NH ₂ OH (35 wt.% in water)	2500	99	1090 ^a
1-8	40	24	10	NH ₂ OH (20 wt.% in water)	2500	100	1130 ^a
1-9	40	24	10	NH ₂ OH (50 wt.% in water)	1000	98	670 ^b

1-10	55	5	10	NH ₂ OH (50 wt.% in water)	2500	99	1010 ^a
1-11	55	72	10	NH ₂ OH (50 wt.% in water)	2500	86	740 ^a
1-12	55	120	10	NH ₂ OH (50 wt.% in water)	2500	78	400 ^b
1-13	60	24	10	NH ₂ OH (50 wt.% in water)	2500	92	930 ^b
1-14	70	24	10	NH ₂ OH (50 wt.% in water)	2500	86	720 ^b
1-15	40	72	10	NH ₂ OH (50 wt.% in water)	2500	95	1870 ^b
1-16	55	72	10	NH ₂ OH (50 wt.% in water)	2500	89	1050 ^b

a: SEC-UV b: SEC-MALS

Example 2 – Deacetylation of Hyaluronic Acid by Hydrazinolysis –
Comparative Example

- 5 0.2 g of HA (Mw 2 500 kDa, DoA 100%) was solubilised in 10 mL of a 1% solution of hydrazine sulphate in hydrazine monohydrate as set out in Table 2. The reaction took place in dark and under argon at 30-55 °C for 24-120 hours. The mixture was precipitated by ethanol. The precipitate obtained was filtered, washed with ethanol and then re-dissolved in water. The final deacetylated HA
- 10 product was obtained after ultrafiltration, and freeze-dried. Deacetylation by hydrazinolysis gives more degradation of the HA backbone, i.e. lower Mw of the deacetylated product as compared to hydroxylaminolysis (Example 1).

Table 2.

Example	Temp (°C)	Time (h)	pH	Conditions	DoA (%)	Mw (SEC MALS) (kDa)
2-1	30	24	13	NH ₂ NH ₂ + NH ₂ NH ₂ H ₂ SO ₄	100	220
2-4	30	120	13	NH ₂ NH ₂ + NH ₂ NH ₂ H ₂ SO ₄	96	320
2-6	40	48	13	NH ₂ NH ₂ + NH ₂ NH ₂ H ₂ SO ₄	96	260
2-8	40	120	13	NH ₂ NH ₂ + NH ₂ NH ₂ H ₂ SO ₄	92	170
2-9	55	24	13	NH ₂ NH ₂ + NH ₂ NH ₂ H ₂ SO ₄	93	60
2-10	55	48	13	NH ₂ NH ₂ + NH ₂ NH ₂ H ₂ SO ₄	89	70
2-11	55	72	13	NH ₂ NH ₂ + NH ₂ NH ₂ H ₂ SO ₄	83	40
2-12	55	120	13	NH ₂ NH ₂ + NH ₂ NH ₂ H ₂ SO ₄	77	50

Example 3 – Deacetylation of Hyaluronic Acid by Homogeneous Alkaline hydrolysis – Comparative Example

- 5 HA (1 000 kDa) was weighed to a reaction vessel, NaOH solution was added and the reaction was mixed until a homogenous solution was obtained. The mixture was incubated as set out in Table 3 without stirring and subsequently diluted with water and EtOH. The mixture was neutralized by adding 1.2 M HCl, precipitated by adding EtOH. The precipitate was washed with ethanol
- 10 (70 w/w%) followed by ethanol and dried in vacuum overnight to obtain a solid. Deacetylation by homogenous alkaline hydrolysis gives more degradation of the HA backbone, i.e. lower Mw of the deacetylated product as compared to hydroxylaminolysis (Example 1).

Table 3.

Example	Temp (°C)	Time (h)	pH	Conditions	DoA (%)	Mw (SEC UV) (kDa)
3-1	65	4	13	1 M NaOH (aq.)	99	10

Example 4 – Deacetylation of Hyaluronic Acid by Heterogeneous Alkaline hydrolysis – Comparative Example

- 5 HA (1 000 kDa) was weighted to a reaction vessel and NaOH in EtOH (70% w/w%) was added as set out in Table 4. The heterogeneous mixture was incubated and subsequently neutralized by addition of 1.2 M HCl. The precipitate was washed with ethanol (75 w/w%) followed by ethanol and dried in vacuum overnight to obtain a solid.

10

Deacetylation by heterogeneous alkaline hydrolysis gives more degradation of the HA backbone, i.e. lower Mw of the deacetylated product as compared to hydroxylaminolysis (Example 1).

15 Table 4.

Example	Temp (°C)	Time (h)	Conditions	DoA (%)	Mw (SEC UV) (kDa)
4-1	35	24	1.0 M NaOH (70% EtOH)	99	60

Example 5 – Crosslinking deacetylated HA

- The coupling agent DMTMM was dissolved in Na-phosphate buffer (pH 7.4), if needed pH was adjusted on the DMTMM mixture and the solution was subsequently added to deacetylated HA. The reaction mixture was homogenized by shaking for 3.5 minutes and mixing with a spatula or by pressing the mixture through a filter. The reaction mixture was placed in a

20

water bath at 35 °C for 24 hours. The reaction was stopped by removal from the water bath and the gel was cut in to small pieces with a spatula or pressed through a filter. The reaction mixture was adjusted to pH >13 with 0.25 M NaOH, stirred for approx. 60 minutes and subsequently neutralized with 1.2 M HCl. After neutralization, the gels were precipitated in ethanol and washed with ethanol (70 w/w%) and dried in vacuum overnight. The dried gels were swelled in phosphate buffer in 0.7% NaCl for at least two hours. The pH was controlled and adjusted if necessary to 7.4. The gel particles were reduced in size with fine filter. The gel was filled in syringes and the syringes were sterilized by autoclavation. The results presented in Table 5 show formation of hydrogels by crosslinking deacetylated HA with different Mw and DoA, using DMTMM.

Table 5.

Example	Start Mw (kDa)	Start DoA (%)	DMTMM (mol%)	SwCC _{PS} (mL/g)	GelP (%)	CrD _{amide}
5-1	110	82	2.3	256	54	0.5
5-2	110	82	2.6	127	67	0.5
5-3	160	89	0.9	150	68	0.2
5-4	160	89	1.2	95	74	0.2
5-5	240	93	1.25	137	71	0.4
5-6	240	93	1.5	89	80	NA
5-7	670	87	4.0	95	83	1.0
5-8	670	87	5.0	54	93	1.2
5-9	390	85	4.5	402	54	0.6
5-10	390	85	5.0	367	58	0.6
5-11	550	85	2.9	223	61	0.6
5-12	550	85	3.2	148	66	0.7
5-14	570	86	3.0	747	15	0.5
5-15	570	86	3.3	542	32	0.6
5-16	920	89	2.0	209	48	0.3

Example 6 – Crosslinking a mixture of deacetylated HA and HA

HA and deacetylated HA was dissolved in 40 mL of water (Milli-Q) in a 50 mL Falcon tube with end-over-end stirring for 24 hours. After complete dissolution, the samples were freeze-dried. The coupling agent DMTMM was dissolved in Na-phosphate buffer (pH 7.4), pH was measured on the DMTMM mixture and was subsequently added to the freeze-dried mixture. The reaction mixture was homogenized and placed in a water bath at 35 °C for 24 hours. The reaction was stopped by removal from the water bath and the gel was cut in to small pieces with a spatula. The reaction mixture was adjusted to pH >13 with 0.25 M NaOH for about 60 minutes. The gels were neutralized with 1.2 M HCl. After neutralization, the gels were precipitated with ethanol and washed with ethanol (70%) and dried in vacuum overnight. The dried gels were swelled in phosphate buffer in 0.7% NaCl for at least two hours. The pH was controlled and adjusted if necessary to 7.4. The gel particles were reduced in size with a fine filter. The gel was filled in syringes and the syringes were sterilized by autoclavation. The results presented in Table 5 show formation of hydrogels by crosslinking deacetylated HA with HA using DMTMM.

20 Table 6.

Ex	Start Mw DeAc HA (kDa)	Start DoA DeAc HA (%)	Start Mw HA (kDa)	HA/deAcHA (%)	DMTMM (mol%)	SwCC _{PS} (mL/g)	GeIP (%)	CrD _{amide}
6-1	110	82	1000	50/50	1	385	39	0.4
6-2	110	82	1000	25/75	0.74	145	35	0.5

Example 7 – Crosslinking a mixture of HMW deacetylated HA and LMW deacetylated HA

Deacetylated HA of two different Mw were mixed together. The coupling agent DMTMM was dissolved in Na-phosphate buffer (pH 7.4), if needed pH
 5 was adjusted on the DMTMM mixture and the solution was subsequently added to the deacetylated HA. The reaction mixture was homogenized by mixing with a spatula or by pressing the mixture through a filter. The reaction mixture was placed in an incubator at 23 °C for 24 hours. The reaction was stopped by removal from the incubator and the gel was cut in to small pieces
 10 with a spatula or pressed through a filter. The reaction mixture was adjusted to pH >13 with 0.25 M NaOH, stirred for approx. 60 minutes and subsequently neutralized to pH 7.4 with 1.2 M HCl.

Table 7.

Ex	Start Mw LMW DeAc HA (kDa)	Start DoA LMW DeAc HA (%)	Start Mw HMW HA (kDa)	Start DoA HMW DeAc HA (%)	LMW/HMW (%)	DMTMM (mol%)	SwF (mL/g)	G' (0.1 Hz; Pa)
7-1	110	95	920	89	25/75	3	3	80

15

Example 8 – Heterogeneous re-acetylation of a hydrogel

The coupling agent DMTMM was dissolved in Na-phosphate buffer (pH 7.4),
 20 if needed pH was adjusted on the DMTMM mixture and the solution was subsequently added to deacetylated HA. The reaction mixture was homogenized by shaking for 3.5 minutes and mixing with a spatula or by pressing the mixture through a filter. The reaction mixture was placed in a water bath at 35 °C for 24 hours. The reaction was stopped by removal from

the water bath and the gel was cut in to small pieces with a spatula or pressed through a filter. The reaction mixture was adjusted to pH >13 with 0.25 M NaOH, stirred for 60 minutes and subsequently neutralized with 1.2 M HCl. After neutralization, the gels were precipitated in ethanol and washed
5 with ethanol (70 w/w%) and dried in vacuum overnight.

The precipitated gel was suspended in MeOH and Ac₂O (20 equiv./HA disaccharide) was added. The suspension was incubated at 40 °C for 24 hrs followed by filtration, the obtained solid was washed with 70 w/w% EtOH,
10 washed with EtOH and subsequently dried in vacuum overnight. The acetylated gel was dissolved in 0.25 M NaOH, stirred for 60 minutes and subsequently neutralized with 1.2 M HCl. After neutralization, the gels were precipitated in ethanol and washed with ethanol (70 w/w%) and dried in vacuum overnight. The dried gels were swelled in phosphate buffer in 0.7%
15 NaCl for at least two hours.

As a control experiment (example 8-3), HA (310 kDa) was suspended in MeOH and Ac₂O (20 equiv./HA disaccharide) was added. The suspension was incubated at 40 °C for 24 hrs followed by filtration, the obtained solid was
20 washed with 70 w/w% EtOH, with EtOH and subsequently dried in vacuum overnight. The product was dissolved in 0.25 M NaOH, stirred for 60 minutes and subsequently neutralized with 1.2 M HCl. After neutralization, the gels were precipitated in ethanol and washed with ethanol (70 w/w%) and dried in vacuum overnight. Mw of the obtained product was analyzed. The results are
25 summarized in Table 8.

Table 8.

Ex	Start Mw (kDa)	Start DoA (%)	DMTMM (mol%)	DoA (%) Gel powder	[PS] (mg/mL)	GelP (%)	SwCC _{PS} (mL/g)	DoA (%) after acetylation	Mw SEC-UV (kDa)
	Crosslinking reaction			Precipitated gel before acetylation	Gel after acetylation				
8-1	240	93	1.3	94	29	79	126	98	NA
8-2	110	82	2.7	84	29	91	60	95	NA
8-3	310	NA	NA	NA	NA	NA	NA	NA	220

Example 9 – Homogeneous re-acetylation of a hydrogel

The coupling agent DMTMM was dissolved in Na-phosphate buffer (pH 7.4), and pH was controlled and adjusted if necessary. The DMTMM solution was subsequently added to deacetylated HA. The suspension was homogenized by shaking for 3.5 minutes and mixing with a spatula or by pressing the mixture through a filter. The reaction mixture was placed in an incubator at 23 °C for 24 hours. The reaction was stopped by removal from the incubator and the gel was mixed with spatula or pressed through a 1 mm steel mesh two times. Followed by addition of 0.25 M NaOH to the resulting material (pH >13) and mixed for 60 minutes and subsequently neutralized with 1.2 M HCl. After neutralization, the gels particle-size reduced through a fine filter. Then, the gels were precipitated in EtOH and washed with 70 w/w% EtOH and EtOH.

The resulting material was dried in vacuum overnight.

The precipitated gel powder was added to deionised water and left to mix for 60 minutes. Triethanolamine (1.5 equiv./HA disaccharide) and Ac₂O (1 equiv./HA disaccharide) were added to the gel suspension. The reaction mixture was mixed at 23 °C for 60 minutes. Followed by addition of 0.25 M NaOH to the acetylated gel (pH >13), mixed for 45 minutes and subsequently

neutralized with 1.2 M HCl. After neutralization, the gel was precipitated in EtOH and washed with 70 w/w% EtOH + 100 mM NaCl, 70 w/w% EtOH followed by EtOH and dried in vacuum overnight. The dried gel was swelled in Na-phosphate buffer at room temperature for at least two hours and then

5 particle-size reduced through a fine filter.

As a control experiment (example 9-3), deacetylated HA (1 700 kDa) was added to deionised water and left to mix for 60 minutes. Triethanolamine (1.2 equiv./HA disaccharide) and Ac₂O (1 equiv./HA disaccharide) were added to

10 the HA mixture. The reaction mixture was mixed at 23 °C for 60 minutes followed by addition of 0.25 M NaOH (pH >13), mixed for 40 minutes and subsequently neutralized with 1.2 M HCl. After neutralization, the mixture was precipitated in EtOH and washed with 70 w/w% EtOH + 100 mM NaCl, 70 w/w% EtOH followed by EtOH and dried in vacuum overnight. Mw and DoA

15 of the obtained product was analyzed. The results are summarized in Table 9.

Table 9.

Ex	Start Mw (kDa)	Start DoA (%)	DMTMM (mol%)	DoA (%) Gel powder	[PS] (mg/mL)	GelP (%)	SwCC _{PS} (mL/g)	DoA (%) after acetylation	Mw SEC-UV (kDa)
	Crosslinking reaction			Precipitated gel before acetylation	Gel after acetylation				
9-1	1700	95	2.4	95	22	70	115	100	NA
9-2	1700	95	2.7	95	21	59	165	100	NA
9-3	1700	95	NA	NA	NA	NA	NA	99	1500

Example 10 – Alkaline hydrolysis of crosslinked HA gel

The coupling agent DMTMM was dissolved in Na-phosphate buffer (pH 7.4), if needed, the pH was adjusted on the DMTMM mixture and the solution was subsequently added to deacetylated HA. The reaction mixture was

5 homogenized by shaking for 3.5 minutes and mixing with a spatula or by pressing the mixture through a filter. The reaction mixture was placed in a water bath at 35 °C for 24 hours. The reaction was stopped by removal from the water bath and the gel was cut in to small pieces with a spatula or pressed through a filter.

10

The gel was divided in two parts, for one part of the gel the pH was adjusted to pH >13 with 0.25 M NaOH and was stirred about 60 minutes and subsequently neutralized with 1.2 M HCl. After neutralization, the gels were precipitated in ethanol and washed with ethanol (70 w/w%) followed by ethanol and dried in

15 vacuum overnight. If decided, the dried gel was swelled in phosphate buffer in 0.7% NaCl at room temperature for at least two hours and then particle-size reduced through a fine filter. The gel pH was controlled and adjusted to 7.2-7.5 if needed.

20 The second part of the gel was diluted with water and pH was adjusted to 6.5-7.5. After neutralization, the gels were precipitated with ethanol and washed with ethanol (70 w/w%) followed by ethanol and dried in vacuum overnight. If decided, the dried gel was swelled in phosphate buffer in 0.7% NaCl at room temperature for at least two hours and then particle-size reduced through a fine

25 filter. The gel pH was controlled and adjusted to 7.2-7.5 if needed.

The alkaline treatment is done to hydrolyze inter- and intramolecular ester bonds formed between HA chains during the crosslinking step, and potential O-acetates and anhydrides formed during the re-acetylation step as well as residual active esters formed by the coupling reagent. The alkaline hydrolysis

30 results in exclusively amide bonds in the material.

As a control experiment (example 10-13 to 10-15, table 10.3), HA was added to Na-phosphate buffer (pH 7.4). The reaction mixture was homogenized by shaking for 3.5 minutes and pressing the mixture through a filter. The reaction mixture was placed in a water bath at 5, 35 or 50 °C for 24 hours. The reaction was stopped by removal from the water bath and the mixture was pressed through a filter. The mixture was adjusted to pH >13 with 0.25 M NaOH for 60-100 minutes. The mixture was neutralized with 1.2 M HCl. After neutralization, HA was precipitated with ethanol and washed with ethanol (70%), washed with ethanol and dried in vacuum overnight. Mw of the obtained product was analyzed. The results summarized in Tables 10.1-10.3 show that post-crosslinking alkaline treatment gives the gel increased swelling properties and lower CrD.

Table 10.1

Ex.	Start Mw (kDa)	Start DoA (%)	DMTMM (mol%)	Time (min)	SwC (mL/g)	SwCC _{PS}	GeIP (%)	[PS] (mg/mL)
10-1	240	95	25	0	14	NA	NA	NA
10-2	240	95	25	60	18	NA	NA	NA
10-3	100	82	2.6	0	NA	55	91	50
10-4	100	82	2.6	60	NA	79	82	46
10-5	670	87	6.0	0	23	NA	NA	NA
10-6	670	87	6.0	60	35	NA	NA	NA
10-7	670	87	7.9	0	19	NA	NA	NA
10-8	670	87	7.9	60	27	NA	NA	NA

Table 10.2

Ex.	Start Mw (kDa)	Start DoA (%)	DMTMM (mol%)	Time (min)	CrD*
10-9	1700	95	2.4	0	0.34
10-10	1700	95	2.4	60	0.30
10-11	950	89	4.0	0	0.88
10-12	950	89	4.0	60	0.73

*CrD for non-alkaline treated gels in table 10.2 also

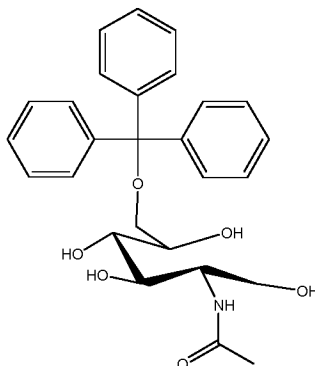
5 includes ester crosslinks.

Table 10.3

Ex.	Start Mw (kDa)	Temp (°C)	Time (min)	Final Mw (kDa)
10-13	1360	5	100	1340 ^b
10-14	920	35	60	860 ^a
10-15	1360	50	70	1230 ^b

a: SEC-UV b: SEC-MALS

Example 11 – Preparation of N-((2R,3R,4S)-1,3,4,5-tetrahydroxy-6-(trityloxy)hexan-2-yl)acetamide



A solution of *N*-((2*R*,3*S*,5*S*)-2,4,5-trihydroxy-6-trityloxymethyl-tetrahydro-
5 pyran-3-yl)-acetamide (556 mg, 1.20 mol, 1.00 eq.) in a mixture of THF-H₂O
(20 ml, 4:1) at r.t., was treated with solid sodium borohydride (49.92 mg, 1.32
mol, 1.10 eq.) [gas evolution]. The reaction mixture was stirred at r.t. for 2h,
concentrated to dryness to afford *N*-((2*R*,3*R*,4*S*)-1,3,4,5-tetrahydroxy-6-
(trityloxy)hexan-2-yl)acetamide (500 mg, 89.54 %) as a white solid that was
10 used without further purification.

LCMS: $t_R = 1.01$ min., purity = 100%; ES⁺, 464.26 (M-H)⁻.

Example 12 – Deacetylation of N-((2R,3R,4S)-1,3,4,5-tetrahydroxy-6-(trityloxy)hexan-2-yl)acetamide

15 A suspension of *N*-((2*R*,3*R*,4*S*)-1,3,4,5-tetrahydroxy-6-(trityloxy)hexan-2-
yl)acetamide (1 eq) in hydroxylamine (10 volumes) was either treated with
acid additives to lower the pH to 7 or not as set out in Table 11, Examples 12-
1 to 12-9. The mixture was heated at 80 °C until full conversion of the
deacetylation was reached. Deacetylation of *N*-((2*R*,3*R*,4*S*)-1,3,4,5-
20 tetrahydroxy-6-(trityloxy)hexan-2-yl)acetamide with hydrazine (pH 13) under
the same conditions as in Example 2 is also included as Example 13-10.

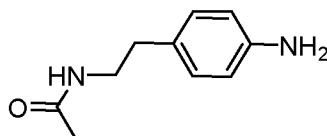
The results are displayed in Table 11. The results show that the deacetylation
procedure proceeds considerably faster with hydroxylamine than with
25 hydrazine, and is significantly by the addition of a pH reducing agent.

Table 11.

Example	Solvent (50 vols)*	Additive	pH	Time to reach 100% conversion
12-1	50% NH ₂ OH (aq)	None	10.2	72 h
12-2	50% NH ₂ OH (aq)	HCl	7	12 h
12-3	50% NH ₂ OH (aq)	HBr	7	9 h
12-4	50% NH ₂ OH (aq)	HI	7	5 h
12-5	50% NH ₂ OH (aq)	H ₂ SO ₄	7	29 h
12-6	50% NH ₂ OH (aq)	CH ₃ COOH	7	6 h
12-7	50% NH ₂ OH (aq)	TFA	7	4 h
12-8	50% NH ₂ OH (aq)	(CH ₃) ₃ COOH	7	5 h
12-9	50% NH ₂ OH (aq)	CH ₃ CH ₂ COOH	7	8 h
12-10	NH ₂ NH ₂ .H ₂ O	None	13	120 h

- The reaction mixtures were purified directly by Preparative LCMS to afford
- 5 (2*R*,3*R*,4*S*)-2-amino-6-(trityloxy)hexane-1,3,4,5-tetraol as a white solid.
 LCMS: $t_R = 0.88$ min., purity = 99%; ES⁺, 422.11 (M-H)⁻.
¹H NMR (DMSO-*d*₆) δ : 7.47 – 7.37 (m, 6H), 7.30 (dd, $J = 8.3, 6.7$ Hz, 6H),
 7.26 – 7.15 (m, 3H), 3.92 (m, 1H), 3.83 – 3.74 (m, 1H), 3.62 – 3.53 (m, 1H),
 3.52 – 3.41 (m, 1H), 3.34 – 3.27 (m, 1H), 3.22 – 3.16 (m, 1H), 3.13 – 3.04 (m,
 10 1H), 3.01 – 2.91 (m, 1H)

Example 13 – Preparation of *N*-(4-aminophenethyl)acetamide



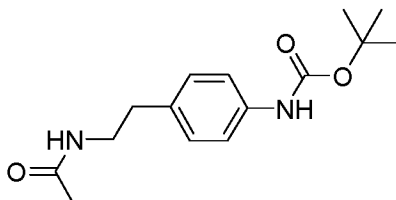
- 15 A 4-(2-aminoethyl)aniline (1.50 g; 11.01 mmol; 1.00 eq.) was added neat *p*-cresyl acetate (1.65 g, 11.0 mmol, 1.00 eq.) and the reaction mixture was stirred at room temperature for 30 h. The resulting orange solution was

absorbed directly on silica gel and purified by flash chromatography (silica gel, DCM/MeOH 0-5%) to afford *N*-(4-aminophenethyl)acetamide (1.76 g, 89.7% yield)

LCMS: $t_R = 0.58$ min., purity = 99.5%; ES+, 179.5 (M+H)⁺.

- 5 ¹H-NMR (400 MHz, DMSO-*d*₆) δ 1.78 (s, 3H), 2.50 (m, 2H hidden by DMSO signal) 3.14 (m, 2H), 4.83 (s, 2H), 6.49 (d, *J* = 7.5 Hz, 2H), 6.84 (d, *J* = 7.5 Hz, 2H), 7.82 (s, 1H).

10 Example 14 – Preparation of *tert*-butyl (4-(2-acetamidoethyl)phenyl)carbamate



- To a stirred solution of *N*-[2-(4-Amino-phenyl)-ethyl]-acetamide (500 mg, 2.81 mmol, 1.00 eq.) in DCM (20 ml) at r.t., was added triethylamine (0.51 ml, 3.65 mmol, 1.30 eq.) followed by di-*tert*-butyl dicarbonate (673.48 mg, 3.09 mmol, 1.10 eq.). The reaction mixture is stirred at r.t. for 1 h, washed with water (5 ml), a saturated solution of NaHSO₄ (aq) (5 ml) and water (3 x 5 ml), dried over MgSO₄ and concentrated to dryness to afford *tert*-butyl (4-(2-acetamidoethyl)phenyl)carbamate (496 mg, 63% yield) as a pale orange solid.
- 20

LCMS: $t_R = 1.11$ min., purity = 100%; ES+, 279.5 (M+H).

¹H-NMR (DMSO-*d*₆) δ 1H NMR (400 MHz, DMSO-*d*₆) δ 1.57 (s, 9H), 1.87 (s, 3H), 2.75 – 2.64 (m, 2H), 3.36 – 3.20 (m, 2H), 7.27 – 7.07 (m, 2H), 7.45 (d, *J* = 8.3 Hz, 2H), 7.94 (t, *J* = 5.6 Hz, 1H), 9.31 (s, 1H).

25

Example 15 – Preparation of NH₂OH.HI

To a stirred solution of 50% NH₂OH (aq) (9.28 ml, 0.15 mol, 1.00 eq) at 0 °C was added carefully dropwise 57% HI (aq) over a period of 5 minutes until a pH of 7 was achieved. A dense white crystalline solid formed that was

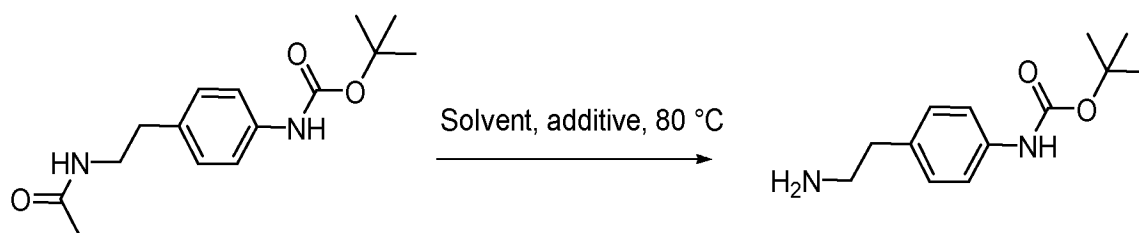
collected by filtration, washed carefully with ice cold water to afford hydroxylamine hydrogen iodide (6.80 g, 28%).

5 Example 16 – Preparation of NH₂OH.TFA

To a stirred solution of 50% NH₂OH (aq) (9.28 ml, 0.15 mol, 1.00 eq) at 0 °C was added carefully dropwise TFA over a period of 5 minutes until a pH of 7 was achieved. The reaction mixture was concentrated under nitrogen sparging to afford hydroxylamine.trifluoroacetate (11.0 g, 98%) as clear
10 colourless oil.

Example 17 – Comparative studies of NH₂OH and salts thereof versus commonly used transamidation agents such as NH₂NH₂.H₂O and NaOH

15



To a stirred solution / suspension of *tert*-butyl (4-(2-acetamidoethyl)phenyl)-carbamate (50 mg, 0.18 mmol) in the chosen solvent (5 volumes) was added
20 the salt (5 eq) and the resulting mixture was heated at 80 °C for the time necessary to complete the reaction. The results are summarized in Table 12.

LCMS: $t_R = 0.81$ min., purity = 100%; ES+, 237.51(M+H)⁺.

¹H-NMR (DMSO-*d*₆) δ 9.26 (s, 1H), 8.40 (s, 1H), 7.38 (d, $J = 8.0$ Hz, 2H), 7.11 (d, $J = 8.0$ Hz, 2H), 2.89 (m, 2H), 2.80 –
25 2.63 (m, 2H), 1.47 (s, 9H) (isolated as formate salt).

Table 12.

Example	Solvent (5 vols)*	Additive	pH	1 h (% conv.)	2 h (% conv.)	4 h (% conv.)
17-1	50% NH ₂ OH (aq)	None	10.2	34.8	64.7	83.0
17-2	50% NH ₂ OH (aq)	5 eq NH ₂ OH.HI	9	48.6	83.5	97.0
17-3	EtOH / H ₂ O (4:1)	5 eq NH ₂ OH.HI	7	63.8	85.8	98.9
17-4	NH ₂ NH ₂ .H ₂ O	None	13	13.6	34.9	35.2
17-5	NH ₂ NH ₂ .H ₂ O	5 eq NH ₂ OH.HI	13	57.9	86.9	97.4
17-6	EtOH (4 vols)	4N NaOH (aq) (1 vol)	14	3.7	11.63	14.5
17-7	EtOH / H ₂ O (4:1)	5 eq NH ₂ OH.HCl	7	3.4	5.8	17.2
17-8	EtOH / H ₂ O (4:1)	5 eq NH ₂ OH.H ₂ SO ₄	7	0	0.2	0.7
17-9	EtOH / H ₂ O (4:1)	5 eq NH ₂ OH.TFA	7	34.2	72.4	91.3
17-10	EtOH / H ₂ O (4:1)	5 eq NH ₄ I	7	0	0	0

*Volume = 1 g = 1 ml = 1 volume

CLAIMS

1. A method of preparing a hydrogel product comprising crosslinked glycosaminoglycan molecules, said method comprising:
 - 5 i) providing a glycosaminoglycan crosslinked by amide bonds, wherein the crosslinked glycosaminoglycans comprise residual amine groups; and
 - ii) acylating residual amine groups of the crosslinked glycosaminoglycans provided in i) to form acylated crosslinked glycosaminoglycans.

- 10 2. A method according to claim 1, wherein i) comprises the steps:
 - a) providing a solution comprising an at least partially deacetylated glycosaminoglycan and optionally a second glycosaminoglycan;
 - b) activating carboxyl groups on the at least partially deacetylated glycosaminoglycan and/or the optional second glycosaminoglycan with a
 - 15 coupling agent, to form activated glycosaminoglycans;
 - c) crosslinking the activated glycosaminoglycans via their activated carboxyl groups using amino groups of the at least partially deacetylated glycosaminoglycans to provide glycosaminoglycans crosslinked by amide bonds.

- 20 3. A method according to any one of claim 2, wherein the at least partially deacetylated glycosaminoglycan is selected from the group consisting of deacetylated hyaluronic acid, deacetylated chondroitin and deacetylated chondroitin sulfate, and mixtures thereof.

- 25 4. A method according to any one of claims 2-3, wherein the at least partially deacetylated glycosaminoglycan is deacetylated hyaluronic acid.

5. A method according to any one of claims 2-4, wherein the at least partially
- 30 deacetylated glycosaminoglycan has a degree of acetylation of 99% or less, preferably 98% or less, preferably 97% or less, preferably 96% or less, preferably 95% or less, preferably 94% or less, preferably 93% or less, and a

weight average molecular weight of 0.1 MDa or more, preferably 0.5 MDa or more.

6. A method according to any one of claims 2-5, wherein the at least partially
5 deacetylated glycosaminoglycan is obtained by a method for at least partial deacetylation of a glycosaminoglycan, comprising:

- a1) providing a glycosaminoglycan comprising acetyl groups;
- a2) allowing the glycosaminoglycan comprising acetyl groups to react with
10 hydroxylamine (NH₂OH) or a salt thereof at a temperature of 100 °C or less for 2-200 hours to form an at least partially deacetylated glycosaminoglycan;
and
- a3) recovering the at least partially deacetylated glycosaminoglycan.

15 7. A method according to any one of claims 2-6, wherein the second glycosaminoglycan is selected from the group consisting of hyaluronic acid, chondroitin and chondroitin sulfate, and mixtures thereof.

8. A method according to any one of claims 2-7, wherein the second
20 glycosaminoglycan is hyaluronic acid.

9. A method according to any one of claims 2-8, wherein the coupling agent of step b) is a peptide coupling reagent.

25 10. A method according to claim 9, wherein the coupling reagent is DMTMM.

11. A method according to any one of the preceding claims, wherein step ii) comprises acetylating residual amine groups of the crosslinked glycosaminoglycans provided in i) to form acetylated crosslinked
30 glycosaminoglycans.

12. A method according to any one of the preceding claims, further comprising the step:
- iii) subjecting the crosslinked glycosaminoglycans provided in i) or ii) to alkaline treatment to hydrolyze ester crosslinks formed as byproducts during
- 5 the amide crosslinking.
13. A hydrogel product obtainable by the method according to any one of claims 1-12.
- 10 14. A hydrogel product according to claim 13 for use as a medicament.
15. A method of cosmetically treating skin, which comprises administering to the skin a hydrogel product according to claim 13.

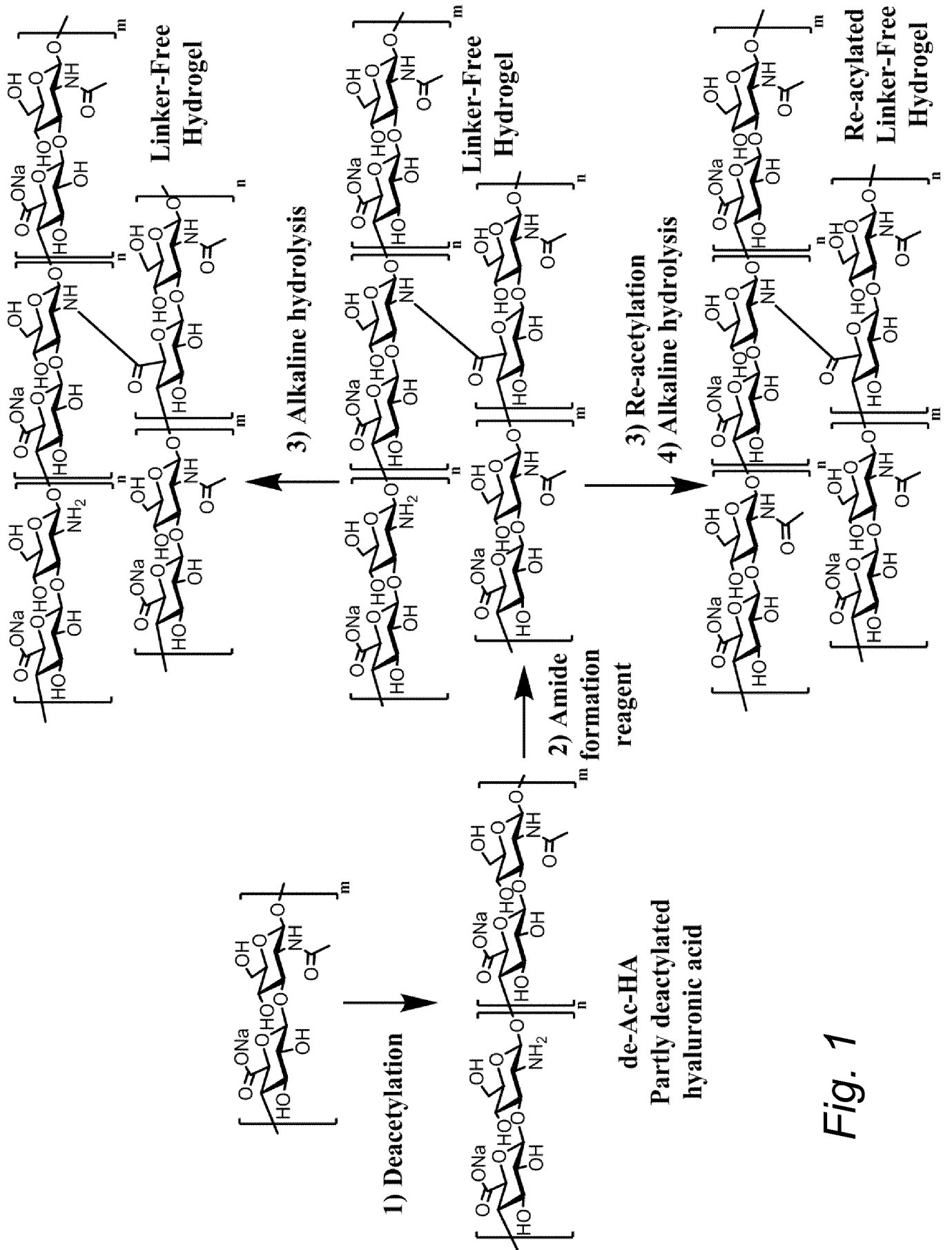


Fig. 1

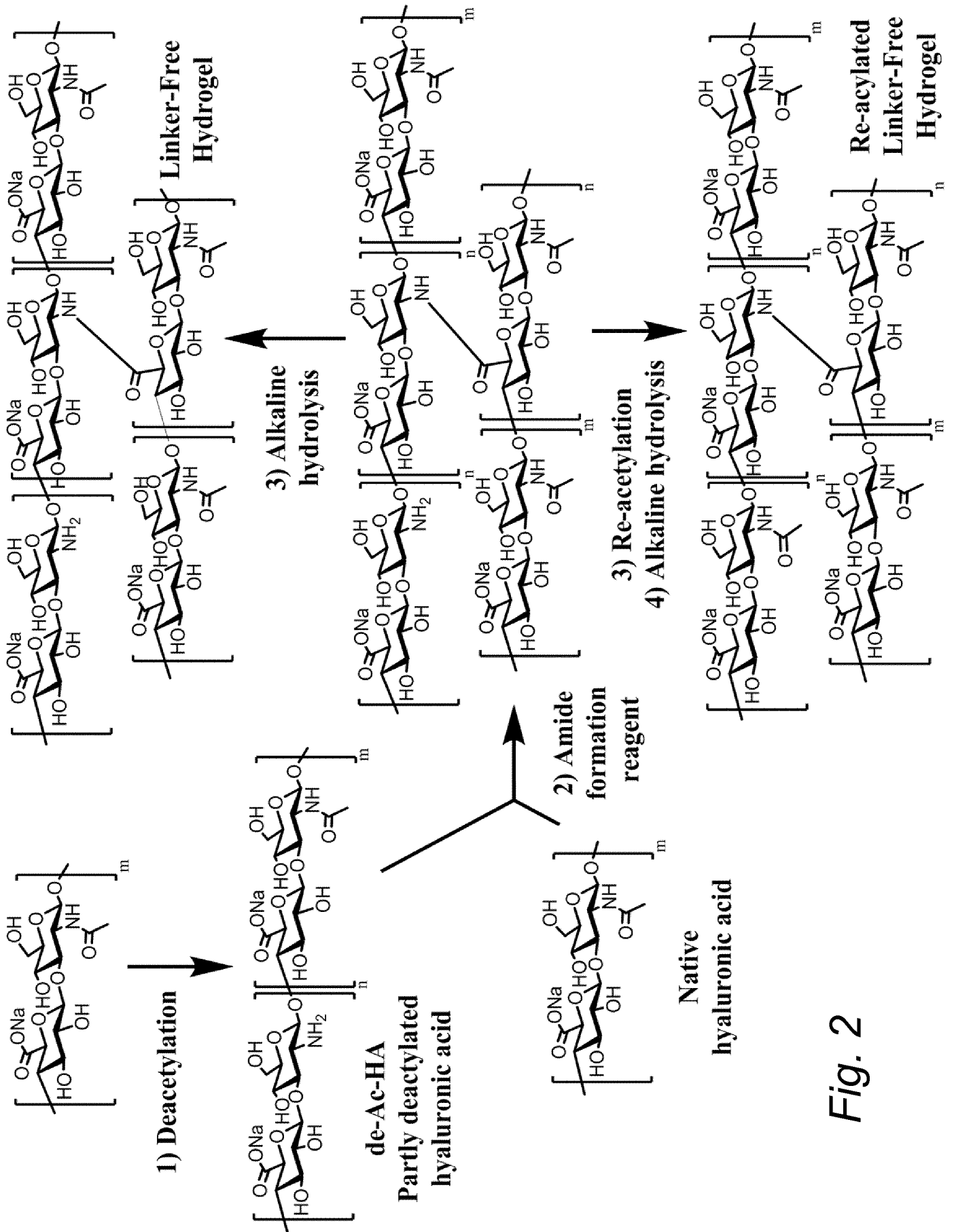


Fig. 2

INTERNATIONAL SEARCH REPORT

International application No
PCT/EP2016/082778

A. CLASSIFICATION OF SUBJECT MATTER
INV. C08B37/00 C08B37/08 C08L5/00 C08J3/075
ADD.
According to International Patent Classification (IPC) or to both national classification and IPC

B. FIELDS SEARCHED
Minimum documentation searched (classification system followed by classification symbols)
C08B C08L C08J
Documentation searched other than minimum documentation to the extent that such documents are included in the fields searched

Electronic data base consulted during the international search (name of data base and, where practicable, search terms used)
EPO-Internal, BIOSIS, CHEM ABS Data, COMPENDEX, EMBASE, WPI Data

C. DOCUMENTS CONSIDERED TO BE RELEVANT		
Category*	Citation of document, with indication, where appropriate, of the relevant passages	Relevant to claim No.
X	EP 2 682 409 A1 (CHUGAI PHARMACEUTICAL CO LTD [JP]) 8 January 2014 (2014-01-08) the whole document in particular: abstract; [0016]-[0032] and [0112]-[0128]; claims 1-11; figures 1-15; examples	1-15
A	US 5 332 812 A (NICOLSON GARTH L [US] ET AL) 26 July 1994 (1994-07-26) the whole document in particular: abstract; column 4, line 53 - column 5, line 15; claims 1-30; figures 1-8; examples	1-15
A	US 2014/094568 A1 (JAMES SUSAN P [US] ET AL) 3 April 2014 (2014-04-03) the whole document	1-15
	----- -/--	

Further documents are listed in the continuation of Box C.

See patent family annex.

* Special categories of cited documents :

<p>"A" document defining the general state of the art which is not considered to be of particular relevance</p> <p>"E" earlier application or patent but published on or after the international filing date</p> <p>"L" document which may throw doubts on priority claim(s) or which is cited to establish the publication date of another citation or other special reason (as specified)</p> <p>"O" document referring to an oral disclosure, use, exhibition or other means</p> <p>"P" document published prior to the international filing date but later than the priority date claimed</p>	<p>"T" later document published after the international filing date or priority date and not in conflict with the application but cited to understand the principle or theory underlying the invention</p> <p>"X" document of particular relevance; the claimed invention cannot be considered novel or cannot be considered to involve an inventive step when the document is taken alone</p> <p>"Y" document of particular relevance; the claimed invention cannot be considered to involve an inventive step when the document is combined with one or more other such documents, such combination being obvious to a person skilled in the art</p> <p>"&" document member of the same patent family</p>
---	---

Date of the actual completion of the international search 10 February 2017	Date of mailing of the international search report 20/02/2017
--	---

Name and mailing address of the ISA/ European Patent Office, P.B. 5818 Patentlaan 2 NL - 2280 HV Rijswijk Tel. (+31-70) 340-2040, Fax: (+31-70) 340-3016	Authorized officer Ferreira, Roger
--	--

INTERNATIONAL SEARCH REPORT

International application No
PCT/EP2016/082778

C(Continuation). DOCUMENTS CONSIDERED TO BE RELEVANT		
Category*	Citation of document, with indication, where appropriate, of the relevant passages	Relevant to claim No.
A	WO 02/18450 A1 (FIDIA ADVANCED BIOPOLYMERS SRL [IT]; RENIER DAVIDE [IT]; CRESCENZI VIT) 7 March 2002 (2002-03-07) the whole document in particular: abstract; page 2, lines 10-22; page 7, line 4 - page 15, line 5; claims 1-43; examples -----	1-15

INTERNATIONAL SEARCH REPORT

Information on patent family members

International application No PCT/EP2016/082778

Patent document cited in search report	Publication date	Patent family member(s)	Publication date
EP 2682409	A1	08-01-2014	EP 2682409 A1 08-01-2014
			US 2013338352 A1 19-12-2013
			WO 2012118189 A1 07-09-2012

US 5332812	A	26-07-1994	AU 609386 B2 02-05-1991
			DK 122087 A 04-12-1987
			EP 0244932 A2 11-11-1987
			FI 871039 A 11-09-1987
			NO 870977 A 11-09-1987
			US 4859581 A 22-08-1989
			US 5332812 A 26-07-1994

US 2014094568	A1	03-04-2014	CA 2721924 A1 29-10-2009
			EP 2283065 A1 16-02-2011
			US 2008318022 A1 25-12-2008
			US 2014094568 A1 03-04-2014
			WO 2009131983 A1 29-10-2009

WO 0218450	A1	07-03-2002	AT 272654 T 15-08-2004
			AU 1387002 A 13-03-2002
			AU 2002213870 B2 03-11-2005
			CA 2423384 A1 07-03-2002
			DE 60104703 D1 09-09-2004
			DE 60104703 T2 14-07-2005
			EP 1313772 A1 28-05-2003
			ES 2227297 T3 01-04-2005
			IT PD20000207 A1 28-02-2002
			JP 2004507588 A 11-03-2004
			US 7125860 B1 24-10-2006
			WO 0218450 A1 07-03-2002
