

(19) World Intellectual Property Organization
International Bureau(43) International Publication Date
6 May 2010 (06.05.2010)

PCT

(10) International Publication Number
WO 2010/050618 A1

- (51) International Patent Classification:
C09D 11/00 (2006.01) B41M 5/00 (2006.01)
- (21) International Application Number:
PCT/JP2009/068939
- (22) International Filing Date:
29 October 2009 (29.10.2009)
- (25) Filing Language: English
- (26) Publication Language: English
- (30) Priority Data:
2008-280327 30 October 2008 (30.10.2008) JP
2009-143001 16 June 2009 (16.06.2009) JP
- (71) Applicant (for all designated States except US): Ricoh Company, Ltd. [JP/JP]; 3-6, Nakamagome 1-chome, Ohta-ku, Tokyo, 1438555 (JP).
- (72) Inventors; and
- (75) Inventors/Applicants (for US only): MATSUYAMA, Akihiko [JP/JP]; Garden Heights Shikoen 102, 219-3, Ishida, Isehara-shi, Kanagawa, 2591116 (JP). FUJII, Ichiroh [JP/JP]; LILYBELL Honatsugi 1002, 2-2-28, Mizuhiki, Atsugi-shi, Kanagawa, 2430004 (JP). YOKO-

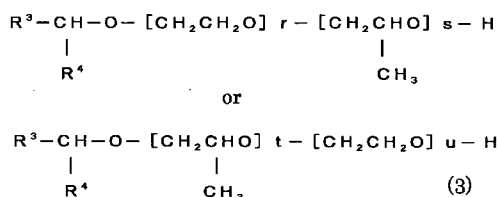
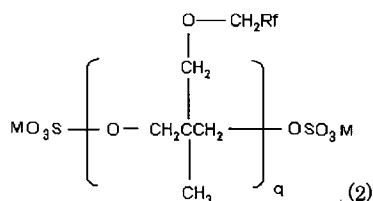
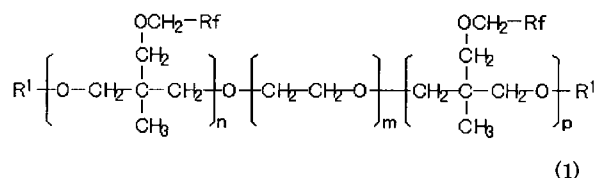
HAMA, Yuuki [JP/JP]; Sun Heights 202, 54-22, Honmura-cho, Asahi-ku, Yokohama-shi, Kanagawa, 2410024 (JP). NAGAI, Kiyofumi [JP/JP]; Fine Hill Village 102, 2212-1, Naruse, Machida-shi, Tokyo, 1940044 (JP). GOTOH, Akihiko [JP/JP]; Bon Maison Honatsugi 701, 3-14-8, Naka-cho, Atsugi-shi, Kanagawa, 2430018 (JP). KOJIMA, Mariko [JP/JP]; Gran Durie Komae 203, 1-2-10, Izumihon-cho, Komae-shi, Tokyo, 2010003 (JP). KUDOH, Masaki [JP/JP]; Ever forty-one 103, 1011-1, Toda, Atsugi-shi, Kanagawa, 2430023 (JP). NAKAGAWA, Tomohiro [JP/JP]; Reopalace friends 102, 2263-1, Toda, Atsugi-shi, Kanagawa, 2430023 (JP).

(74) Agent: HIROTA, Koichi; HIROTA, NAGARE & ASSOCIATES, 4th Floor, Shinjuku TR Bldg., 2-2-13, Yoyogi, Shibuya-ku, Tokyo 1510053 (JP).

(81) Designated States (unless otherwise indicated, for every kind of national protection available): AE, AG, AL, AM, AO, AT, AU, AZ, BA, BB, BG, BH, BR, BW, BY, BZ, CA, CH, CL, CN, CO, CR, CU, CZ, DE, DK, DM, DO, DZ, EC, EE, EG, ES, FI, GB, GD, GE, GH, GM, GT, HN, HR, HU, ID, IL, IN, IS, KE, KG, KM, KN, KP, KR, KZ, LA, LC, LK, LR, LS, LT, LU, LY, MA, MD, ME, MG, MK, MN, MW, MX, MY, MZ, NA, NG, NI, NO,

[Continued on next page]

(54) Title: INKJET RECORDING INK, INKJET RECORDING INKSET, INK CARTRIDGE, INKJET RECORDING METHOD, AND RECORDED MATTER



(57) Abstract: An inkjet recording ink containing a colorant, a surfactant A, a surfactant B, a water soluble organic solvent, and water, wherein the surfactant A is expressed by any one of Structural Formula (1) and Structural Formula (2), and the surfactant B is expressed by Structural Formula (3); in Structural Formula (1), R1 represents hydrogen, an alkyl group, or an acyl group; Rf represents -CF₃ or -CF₂CF₃; and m, n and p are natural numbers; in Structural Formula (2), M represents alkali metal, ammonium, phosphonium, or alkanolamine; Rf represents -CF₃ or -CF₂CF₃; and q is a natural number; in Structural Formula (3), R³ and R⁴ each represent hydrogen or an alkyl group; and r, s, t and u are natural numbers.



WO 2010/050618 A1



NZ, OM, PE, PG, PH, PL, PT, RO, RS, RU, SC, SD, SE, SG, SK, SL, SM, ST, SV, SY, TJ, TM, TN, TR, TT, TZ, UA, UG, US, UZ, VC, VN, ZA, ZM, ZW.

ES, FI, FR, GB, GR, HR, HU, IE, IS, IT, LT, LU, LV, MC, MK, MT, NL, NO, PL, PT, RO, SE, SI, SK, SM, TR), OAPI (BF, BJ, CF, CG, CI, CM, GA, GN, GQ, GW, ML, MR, NE, SN, TD, TG).

(84) Designated States (*unless otherwise indicated, for every kind of regional protection available*): ARIPO (BW, GH, GM, KE, LS, MW, MZ, NA, SD, SL, SZ, TZ, UG, ZM, ZW), Eurasian (AM, AZ, BY, KG, KZ, MD, RU, TJ, TM), European (AT, BE, BG, CH, CY, CZ, DE, DK, EE,

Published:

— *with international search report (Art. 21(3))*

DESCRIPTION

Title of Invention

INKJET RECORDING INK, INKJET RECORDING INKSET, INK
CARTRIDGE, INKJET RECORDING METHOD, AND RECORDED
5 MATTER

Technical Field

The present invention relates to an inkjet recording ink which can
satisfy both enhancement of image quality on plain paper and ejection
10 stability of an inkjet printer, an inkjet recording inkset, an ink cartridge,
an inkjet recording method and a recorded matter using the inkjet
recording ink.

Background Art

In inkjet recording, enhancement of ink penetrating property has
15 been attempted to improve saturation (color developing property) on plain
paper. Decrease in surface tension of an ink is effective to enhance the
penetrating property, and the ink contains a fluorine surfactant, a
silicone surfactant or the like. However, the silicone surfactant is easily
decomposed by heat, and a problem occurs in storage stability of an ink
20 containing the silicone surfactant. On the other hand, the fluorine
surfactant has high stability against heat, but has following problems:
the fluorine surfactant is less compatible with a water soluble organic
solvent, a resin component and the like, which are contained in an ink;
and due to easiness in foaming, air bubbles easily occur in a nozzle pore in

an inkjet head, causing ejection failure, and the like.

For example, Patent Literature 1 discloses use of a fluorine surfactant corresponding to a surfactant A expressed by Structural Formula (1) used in the present invention. In the case of Patent Literature 1, the fluorine surfactant foams less than other fluorine surfactants, but has poor ink storage stability. Additionally, an ink containing the fluorine surfactant easily attaches to a nozzle surface of an inkjet head, the details of which will be described below. Then, Patent Literature 1 discloses Examples in which the surfactant A and another fluorine surfactant are combined. As mentioned in Comparative Examples below, the combination of the fluorine surfactants does not achieve an effect of the present invention.

Citation List

Patent Literature

PTL 1: Japanese Patent Application Laid-Open (JP-A) No. 2007-084807

Summary of Invention

Technical Problem

An object of the present invention is to provide an inkjet recording ink having high ejection reliability, and capable of obtaining excellent color developing property on plain paper, and the inkjet recording ink which can be used in an inkjet head having an ink repellent layer containing a fluorine silane coupling agent or an ink repellent layer

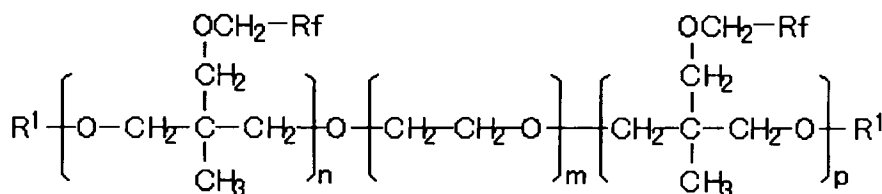
containing a silicone resin, without causing troubles, an ink cartridge, an inkjet recording method and a recorded matter using the inkjet recording ink. Another object of the present invention is to provide an inkjet recording inkset which can reduce color bleeding.

5

Solution to Problem

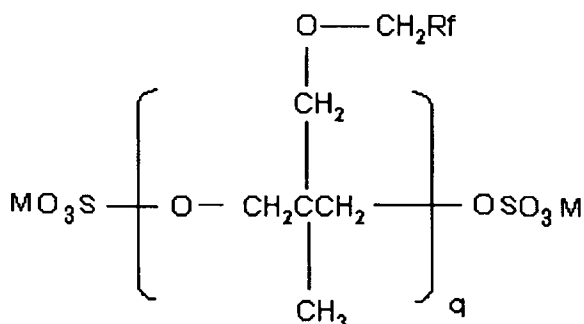
Means for solving the problems are as follows.

<1> An inkjet recording ink containing a colorant; a surfactant A; a surfactant B; a water soluble organic solvent; and water, wherein the surfactant A is expressed by any one of Structural Formula (1) and Structural Formula (2), and the surfactant B is expressed by Structural Formula (3):



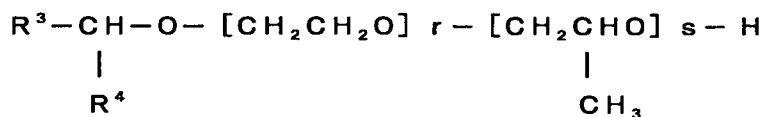
Structural Formula (1)

15 in Structural Formula (1), R¹ represents hydrogen, an alkyl group, or an acyl group; Rf represents -CF₃ or -CF₂CF₃; and m, n and p are natural numbers;



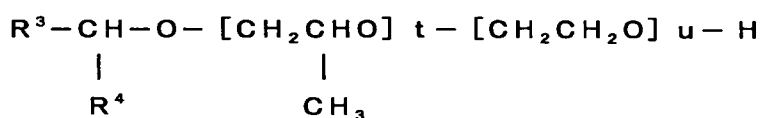
Structural Formula (2)

in Structural Formula (2), M represents alkali metal, ammonium, phosphonium, or alkanolamine; R_f represents -CF₃ or -CF₂CF₃; and q is a natural number;



5

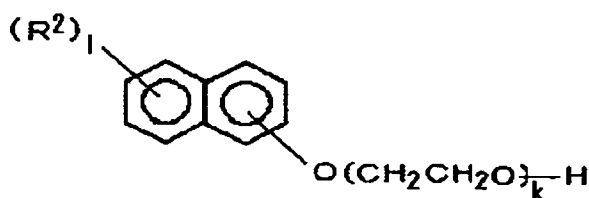
or



Structural Formula (3)

in Structural Formula (3), R³ and R⁴ each represent hydrogen or an alkyl group; and r, s, t and u are natural numbers.

10 <2> The inkjet recording ink according to <1>, wherein the colorant is a dispersion obtained by dispersing an organic pigment or a carbon black with a nonionic dispersant expressed by Structural Formula (4):



Structural Formula (4)

15 in Structural Formula (4), R² represents an alkyl group having 1 to 20 carbon atoms, an aralkyl group having 1 to 20 carbon atoms, or an allyl group; l is an integer of 0 to 7; and k is an integer of 20 to 80.

<3> The inkjet recording ink according to <1>, wherein the colorant is a self-dispersible pigment, which is obtained by forming a hydrophilic

group on a surface of an organic pigment or a carbon black by reaction.

<4> The inkjet recording ink according to any one of <1> to <3>, further contains a resin emulsion.

<5> An inkjet recording inkset containing the inkjet recording ink according to any one of <1> to <4>, in which the colorant is a black colorant, and the inkjet recording ink according to any one of <1> to <4>, in which the colorant is a color colorant, wherein a ratio B/A of the surfactant B to the surfactant A in the black ink is larger than a ratio B/A of the surfactant B to the surfactant A in the color ink.

<6> An ink cartridge including an inkjet recording inkset, which contains any one of the inkjet recording ink according to any one of <1> to <4> and the inkjet recording inkset according to <5>.

<7> An inkjet recording method including ejecting an inkjet recording ink using an inkjet recording apparatus equipped with an inkjet head having any one of an ink repellent layer containing a fluorine silane coupling agent and an ink repellent layer containing a silicone resin, wherein the inkjet recording ink is the inkjet recording ink according to any one of <1> to <4>, or is contained in the inkjet recording inkset according to <5>.

<8> A recorded matter, which is recorded by using any one of the inkjet recording ink according to any one of <1> to <4> and the inkjet recording inkset according to <5>.

Advantageous Effects of Invention

The present invention can provide an inkjet recording ink having high ejection reliability and capable of obtaining excellent color developing property on plain paper, and the inkjet recording ink which can be used in an inkjet head having an ink repellent layer containing a fluorine silane coupling agent or an ink repellent layer containing a silicone resin, without causing troubles, an ink cartridge, an inkjet recording method and a recorded matter using the inkjet recording ink. Moreover, the present invention can provide an inkjet recording inkset which can reduce color bleeding.

10

Brief Description of Drawings

FIG. 1 is an example of a schematic plan view showing a main portion of a mechanism part of an inkjet recording apparatus.

FIG. 2 is an example of an enlarged view of a main portion of an inkjet head.

FIG. 3 is a schematic view showing an example of an ink bag of an ink cartridge of the present invention.

FIG. 4 is a schematic view showing an example of the ink cartridge containing the ink bag shown in FIG. 3 in a cartridge case.

20

Description of Embodiments

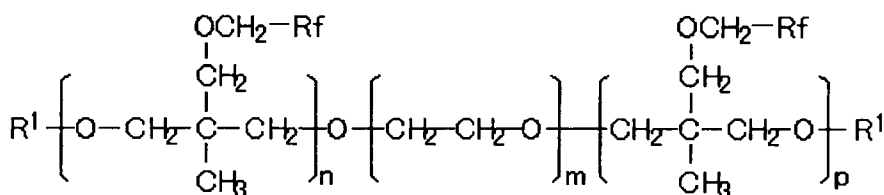
(Inkjet Recording Ink)

An inkjet recording ink of the present invention contains at least a colorant, a surfactant A, a surfactant B, a water soluble organic solvent

and water, and may contain other components as necessary.

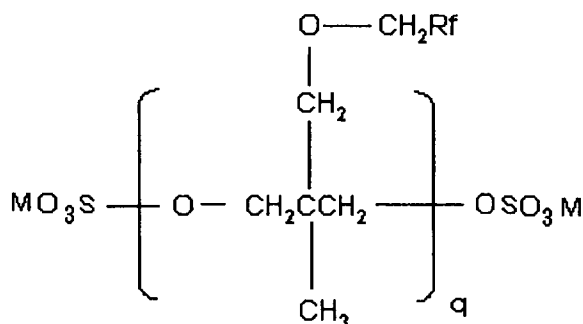
<Surfactant A and Surfactant B>

A penetrating agent is added in the inkjet recording ink (also referred to as ink), so as to decrease a surface tension of the ink and the ink rapidly penetrates into a recording medium when an ink droplet is attached onto the recording medium such as paper. Thus, feathering and color bleeding can be decreased. In the present invention, as the penetrating agent, the surfactant A, which is a fluorine surfactant, expressed by any one of Structural Formula (1) and Structural Formula (2), and the surfactant B, which is a nonionic surfactant, expressed by Structural Formula (3) are used.



Structural Formula (1)

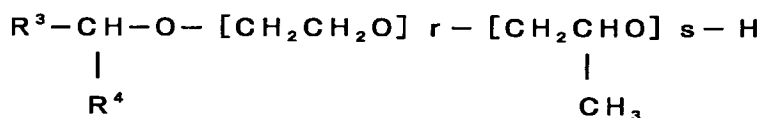
In Structural Formula (1), R¹ represents hydrogen, an alkyl group, or an acyl group; R_f represents -CF₃ or -CF₂CF₃; and m, n and p are natural numbers.



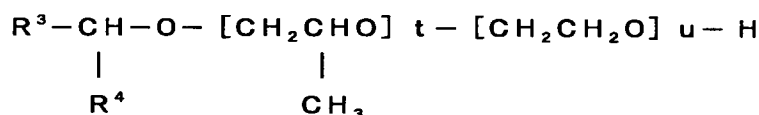
Structural Formula (2)

In Structural Formula (2), M represents alkali metal, ammonium,

phosphonium, or alkanolamine; Rf represents -CF₃ or -CF₂CF₃; and q is a natural number.



or



5

Structural Formula (3)

In Structural Formula (3), R³ and R⁴ each represent hydrogen or an alkyl group; and r, s, t and u are natural numbers.

The fluorine surfactant is excellent in penetrating property and
 10 antifoaming, but may cause problems in ink storage ability and
 attachments of the ink to a head. Particularly, the fluorine surfactant is
 likely to cause adhesion of the dried ink to an inkjet head which has
 either an ink repellent layer containing a fluorine silane coupling agent or
 an ink repellent layer containing a silicone resin.

15 On the other hand, the nonionic surfactant is excellent in the ink
 storage ability, but may cause problems in the penetrating property,
 antifoaming and ink attachment to a head.

However, when the surfactant A and the surfactant B are
 combined, each advantage of the surfactant A and the surfactant B is
 20 utilized so as to not only improve the penetrating property, antifoaming,
 and ink storage ability, but also decrease the ink attachment to a head

caused by the use of either the surfactant A or B (see Table 1). This is an unforeseeable amazing result, and its mechanism has been studied, but has not yet been clarified.

Table 1

	Penetrating property	Antifoaming	Ink storage ability	Ink attachment to head
Conventional art Surfactant A (fluorine surfactant)	A	A	B	B
Conventional art Surfactant B (nonionic surfactant)	B	B	A	B
The present invention Surfactant A and B	A	A	A	A

- 5 A: Excellent
B: Problems occur.

The surfactant A less foams and is effective for reliability and improvement in color development, among fluorine surfactants.

- Examples of commercially available surfactants A include POLYFOX
10 PF-151N as the surfactant A expressed by Structural Formula (1),
POLYFOX PF-136A, PF-156A as the surfactant A expressed by Structural
Formula (2) (all of these are manufactured by OMNOVA Solutions Inc.).

- R¹ in Structural Formula (1) in the above-described commercially
available surfactant is hydrogen, and hydrogen is preferable in terms of
15 the storage stability. Moreover, R¹ may represent an alkyl group or an
acyl group. R_f in Structural Formula (1) in the above-described
commercially available surfactants is -CF₂CF₃. However, from the
viewpoint that R_f in Structural Formula (2) in the above-described
commercially available surfactants represents -CF₃ or -CF₂CF₃, it is
20 considered that the same effect can be obtained in the case where R_f in

Structural Formula (1) is $\cdot\text{CF}_3$. As for "m", "n" and "p" in Structural Formula (1) in the above-described commercially available surfactants, m is 21, n is up to 4, p is up to 4. "m" represents the number of unit having hydrophilicity, and "n" and "p" each represent the number of unit having lipophilicity. Thus, the surfactant A expressed by Structural Formula (1) can be used in the case where the balance between the hydrophilicity and the lipophilicity can be maintained, for example, approximately, $m = 10$ to 30, $n+p = 4$ to 10.

"M" in Structural Formula (2) is ammonium in the above-described commercially available surfactants. "M" is not particularly limited as long as it can form sulfonate, and "M" may be alkali metal, phosphonium, alkanolamine, or the like. "q" in the above-described commercially available surfactants is 6, and "q" represents the number of unit having lipophilicity. Thus, the surfactant A expressed by Structural Formula (2) can be used in the case where the balance between the hydrophilicity and the lipophilicity can be maintained, for example, approximately, $q = 4$ to 10.

The surfactant A preferably has a surface tension of 20 mN/m to 35 mN/m. The amount of the surfactant A in the ink is preferably 0.05% by mass to 5% by mass, and more preferably 0.1% by mass to 3% by mass.

The surfactant B is particularly excellent in the storage stability, among nonionic surfactants. Examples of commercially available surfactants B include SOFTANOL EP5035, SOFTANOL EP9050, SOFTANOL EP7025, and SOFTANOL EP7045 (manufactured by

NIPPON SHOKUBAI CO., LTD); and EMALXDAPE-0205,
EMALXDAPE-0207, EMALXDAPE-0210, and EMALXDAPE-0212
(manufactured by NIHON EMULSION Co., Ltd.).

R³ and R⁴ in Structural Formula (3) in the above-described
5 commercially available surfactants represent a combination of an alkyl
group having 9 carbon atoms and hydrogen, or are alkyl groups in which a
sum of carbon atoms in R³ and R⁴ are 11 to 13. When each of R³ and R⁴ is
hydrogen or an alkyl group having carbon atoms of 10 or less, the
surfactant B does not largely impact on properties of compounds, and is
10 considered to be usable. As to "r", "s", "t" and "u" in the above-described
commercially available surfactants, "r" is 5 to 9, "s" is 2.5 to 5, "t" is 2, and
"u" is 7 to 12. "r" and "u" each represent the number of the unit of
ethylene oxide and "s" and "t" each represent the number of the unit of
propylene oxide. From the viewpoint that propylene oxide has lower
15 hydrophilicity than that of ethylene oxide, the surfactant B expressed by
Structural Formula (3) can be used, wherein "r", "s", "t", and "u" are
respectively selected from about 12 or less so that the balance between
the hydrophilicity and the lipophilicity can be maintained.

The amount of the surfactant B in the ink is preferably 0.05% by
20 mass to 5% by mass, and more preferably 0.1% by mass to 3% by mass.

Moreover, the ink of the present invention, other surfactants such
as anionic surfactants, acetylene glycol surfactants, and the like, may
also be used in combination, as long as the effect obtained by combining
the surfactant A with the surfactant B is not impaired.

Furthermore, in order to enhance the penetrating property, polyol having 8 to 11 carbon atoms, such as 2-ethyl-1,3-hexanediol, 2,2,4-trimethyl-1,3-pentanediol, may also be used in the ink of the present invention.

5 <Colorant>

As the colorant, dyes and pigments are used.

Examples of the pigments include organic pigments such as azo pigments, phthalocyanine pigments, anthraquinone pigments, dioxazine pigments, indigo pigments, thioindigo pigments, perylene pigments, 10 isoindolinone pigments, aniline black pigments, azomethine pigments and rhodamine B lake pigments; and inorganic pigments such as carbon blacks, iron oxides, titanium oxides, calcium carbonate, barium sulfate, aluminum hydroxide, barium yellow, iron blue, cadmium red, chrome yellow and metal particles.

15 Examples of black pigments include carbon blacks (C. I. Pigment Black 7) such as furnace black, lamp black, acetylene black, and channel black, metals such as copper oxides, iron oxides, (C. I. Pigment Black 11), and titanium oxides, and organic pigments such as aniline black (C. I. Pigment Black 1).

20 Examples of yellow pigments include C. I. Pigment Yellow 1 (Fast Yellow G), 2, 3, 12 (Disazo Yellow AAA), 13, 14, 16, 17, 20, 23, 24, 34, 35, 37, 42 (yellow iron oxide), 53, 55, 73, 74, 75, 81, 83 (Disazo Yellow HR), 86, 93, 95, 97, 98, 100, 101, 104, 108, 109, 110, 114, 117, 120, 125, 128, 129, 137, 138, 139, 147, 148, 150, 151, 153, 154, 155, 166, 168, 180, 185.

Examples of magenta pigments include C. I. Pigment Violet 19, C. I. Pigment Red 1, 2, 3, 5, 7, 9, 12, 17, 22 (Brilliant Fast Scarlet), 23, 31, 38, 48:1 (Permanent Red 2B (Ba)), 48:2 (Permanent Red 2B (Ca)), 48:3 (Permanent Red 2B (Sr)), 48:4 (Permanent Red 2B (Mn)), 49:1, 52:2, 53:1, 57:1 (Brilliant Carmine 6B), 60:1, 63:1, 63:2, 64:1, 81 (Rhodamine 6G Lake), 83, 88, 92, 97, 101 (iron oxide red), 104, 105, 106, 108 (cadmium red), 112, 114, 122 (dimethylquinacridone), 123, 146, 149, 166, 168, 170, 172, 175, 176, 178, 179, 180, 184, 185, 190, 192, 193, 202, 209, 215, 216, 217, 219, 220, 223, 226, 227, 228, 238, 240, 254, 255, 272.

Examples of cyan pigments include C. I. Pigment Blue 1, 2, 3, 15 (Copper Phthalocyanine Blue R), 15:1, 15:2, 15:3 (Phthalocyanine Blue G), 15:4, 15:6 (Phthalocyanine Blue E), 16, 17:1, 22, 56, 60, 63, 64, Vat Blue 4, and Vat Blue 60.

Examples of pigments for intermediate colors, i.e, red, green, and blue, include C. I. Pigment Red 177, 194, 224, C. I. Pigment Orange 16, 36, 43, 51, 55, 59, 61, 71, C. I. Pigment Violet 3, 19, 23, 29, 30, 37, 40, 50 and C. I. Pigment Green 7, 36.

Of these pigments, a carbon black is preferably used as the black pigment. A preferred carbon black is produced by a furnace method and a channel method, and has a primary particle diameter of 15 nm to 40 nm, a specific surface area determined by a BET adsorption method of 50 m²/g to 300 m²/g, a DBP oil adsorption amount of 40 mL/100g to 150 mL/100g, a volatile fraction of 0.5% to 10%, and a pH value of 2 to 9. An acidic carbon black having pH of 6 or less is particularly preferable because of

high concentration.

Of these pigments, as the color pigments, C. I. Pigment Yellow 13, 17, 55, 74, 93, 97, 98, 110, 128, 139, 147, 150, 151, 154, 155, 180, 185; C. I. Pigment Red 122, 202, 209; C. I. Pigment Violet 19; and C. I. Pigment
5 Blue 15:3, 15:4 are particularly preferable.

The average particle diameter of the pigment is not particularly limited and may be appropriately selected according to the purpose. It is preferably 20 nm to 200 nm, more preferably 30 nm to 150 nm, and still more preferably 50 nm to 100 nm. When the average particle diameter
10 of the pigment is more than 200 nm, the color saturation of a printed image may be decreased, and additionally, thickening and aggregation during ink storage and nozzle clogging during printing may easily occur. On the other hand, when the average particle diameter of the pigment is less than 20 nm, light resistance is decreased and storage stability tends
15 to be poor.

In the present invention, the average particle diameter of the pigment means a 50% average particle diameter (D50) measured on a sample which is diluted with pure water to a pigment concentration of 0.01% by mass, using MICROTRAC UPA-150 (manufactured by
20 NIKKISO CO., LTD.) at 23°C under the conditions of a particle refractive index of 1.51, a particle density of 1.4 g/cm³ and a pure water parameter as a solvent parameter.

The amount of the pigment in the ink is preferably 2% by mass to 15% by mass, more preferably 3% by mass to 12% by mass, and still more

preferably 4% by mass to 10% by mass. When the amount of the pigment is less than 2% by mass, coloring power is not sufficient, and an image tends to be inferior in brightness. When the amount of the pigment is more than 15% by mass, the storage stability of ink is
5 decreased and a dull image is obtained.

Generally, a dispersant is used for a pigment ink. A nonionic surfactant dispersant or an anionic surfactant dispersant is appropriately selected according to types of pigments or ink formula.

Examples the nonionic surfactant include polyoxyethylene
10 alkylether such as polyoxyethylene lauryl ether, polyoxyethylene myristyl ether, polyoxyethylene cetyl ether, polyoxyethylene stearyl ether, polyoxyethylene oleyl ether; polyoxyethylene alkylphenyl ether such as polyoxyethylene octylphenyl ether, polyoxyethylene nonylphenyl ether; polyoxyethylene α -naphthylether, polyoxyethylene β -naphthylether,
15 polyoxyethylene monostyryl phenyl ether, polyoxyethylene distyryl phenyl ether, polyoxyethylene alkyl naphthyl ether, polyoxyethylene monostyryl naphthyl ether, polyoxyethylene distyryl naphthyl ether, and a polyoxyethylene-polyoxypropylene block copolymer. Moreover, examples thereof further include surfactants in which a part of
20 polyoxyethylene of the nonionic surfactant listed above is substituted with polyoxypropylene, and surfactants prepared by condensing aromatic ring-containing compounds, such as polyoxyethylene alkyl phenyl ether, with formalin.

Hydrophilic lipophilic balance (HLB) of the nonionic surfactant is

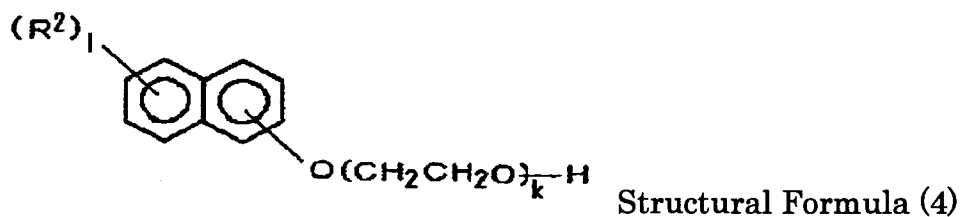
preferably 12 to 19.5, and more preferably 13 to 19. When HLB is less than 12, the surfactant is not uniformly dispersed in a dispersion medium, adversely affecting dispersion stability. When HLB is more than 19.5, the surfactant less adheres to the pigment, adversely affecting dispersion stability.

Examples of anionic surfactants include a polyoxyethylene alkylether sulfate, polyoxyethylene alkylphenylether sulfate, polyoxyethylene monostyryl phenyl ether sulfate, polyoxyethylene distyryl phenyl ether sulfate, polyoxyethylene alkyl ether phosphate, polyoxyethylene alkylphenylether phosphate, polyoxyethylene monostyryl phenyl ether phosphate, polyoxyethylene distyryl phenyl ether phosphate, polyoxyethylene alkyl ether carboxylate, polyoxyethylene alkylphenylether carboxylate, polyoxyethylene monostyrylphenyl ether carboxylate, polyoxyethylene distyryl phenyl ether carboxylate, naphthalenesulfonate-formalin condensates, melaminesulfonate-formalin condensates, dialkyl sulfosuccinate, alkyl disulfosuccinate, polyoxyethylene alkyl disulfosuccinate, alkylsulfoacetate, α -olefin sulfonate, alkyl benzene sulfonate, alkyl naphthalene sulfonate, alkyl sulfonate, N-acyl amino acid salt, acyl peptide and soap.

Of these, sulfates or phosphates of polyoxyethylene alkylether, polyoxyethylene alkylphenylether, and polyoxyethylene distyryl phenylether are particularly preferable.

In terms of improvement of the storage stability of the pigment ink, a nonionic dispersant expressed by Structural Formula (4) is

particularly preferable.



As to "R²", "l" and "k" in Structural Formula (4), in Examples a nonionic dispersant expressed by Structural Formula (6), where l = 0, k = 50, and a nonionic dispersant expressed by Structural Formula (5), where R² = C₁₂H₂₅, l = 1, k = 42, are used. However, it is possible to use the nonionic dispersant expressed by Structural Formula (4), where "R²" may be an alkyl group having 1 to 20 carbon atoms, an aralkyl group having 1 to 20 carbon atoms, or an allyl group, "l" is an integer of 0 to 7, and k is 20 to 80.

The amount of a surfactant dispersant is approximately 10% by mass to 50% by mass with respect to the amount of the pigment. When the amount is less than 10% by mass of the pigment, the storage stability of the pigment dispersion and ink is degraded, and dispersion may take extremely long time. When the amount is more than 50% by mass, the ink viscosity becomes extremely high, and ejection stability tends to be degraded.

The dyes are classified based on the color index thereof into acidic dyes, direct dyes, basic dyes, reactive dyes and food dyes, and it is preferred that dyes having high resistance to water and light be used. These dyes may be used by combining a plurality of types of dyes, or by

combining with other colorants such as pigments as necessary. However, other colorants are necessary to be added to the degree which does not inhibit the effect of the present invention.

Examples of the dyes include the following (a) to (d).

5 (a) Examples of acidic dyes and food dyes include C. I. Acid Yellow 17, 23, 42, 44, 79, 142; C. I. Acid Red 1, 8, 13, 14, 18, 26, 27, 35, 37, 42, 52, 82, 87, 89, 92, 97, 106, 111, 114, 115, 134, 186, 249, 254, 289; C. I. Acid Blue 9, 29, 45, 92, 249; C. I. Acid Black 1, 2, 7, 24, 26, 94; C. I. Food Yellow 3, 4; C. I. Food Red 7, 9, 14; and C. I. Food Black 1, 2.

10 (b) Examples of direct dyes include C. I. Direct Yellow 1, 12, 24, 26, 33, 44, 50, 86, 120, 132, 142, 144; C. I. Direct Red 1, 4, 9, 13, 17, 20, 28, 31, 39, 80, 81, 83, 89, 225, 227; C. I. Direct Orange 26, 29, 62, 102; C. I. Direct Blue 1, 2, 6, 15, 22, 25, 71, 76, 79, 86, 87, 90, 98, 163, 165, 199, 202; and C. I. Direct Black 19, 22, 32, 38, 51, 56, 71, 74, 75, 77, 154, 168, 171.

15 (c) Examples of basic dyes include C. I. Basic Yellow 1, 2, 11, 13, 14, 15, 19, 21, 23, 24, 25, 28, 29, 32, 36, 40, 41, 45, 49, 51, 53, 63, 64, 65, 67, 70, 73, 77, 87, 91; C. I. Basic Red 2, 12, 13, 14, 15, 18, 22, 23, 24, 27, 29, 35, 36, 38, 39, 46, 49, 51, 52, 54, 59, 68, 69, 70, 73, 78, 82, 102, 104, 109, 112; C. I. Basic Blue 1, 3, 5, 7, 9, 21, 22, 26, 35, 41, 45, 47, 54, 62, 65, 66, 67, 69, 75,
20 77, 78, 89, 92, 93, 105, 117, 120, 122, 124, 129, 137, 141, 147, 155; and C. I. Basic Black 2, 8.

(d) Examples of reactive dyes include C. I. Reactive Black 3, 4, 7, 11, 12, 17; C. I. Reactive Yellow 1, 5, 11, 13, 14, 20, 21, 22, 25, 40, 47, 51, 55, 65, 67; C. I. Reactive Red 1, 14, 17, 25, 26, 32, 37, 44, 46, 55, 60, 66, 74,

79, 96, 97; and C. I. Reactive Blue 1, 2, 7, 14, 15, 23, 32, 35, 38, 41, 63, 80, 95.

<Water-Soluble Organic Solvent "Wetting Agent">

The ink of the present invention uses water as a liquid medium;
5 however, the following water-soluble organic solvents may be used in order to prevent drying of the ink (serving as a "wetting agent") and to improve dispersion stability, etc.

Examples thereof include polyhydric alcohols such as glycerin, diethylene glycol, 1,3-butanediol, 3-methyl-1,3-butanediol, triethylene
10 glycol, propylene glycol, dipropylene glycol, trimethylolpropane, trimethylolethane, ethylene glycol, diethylene glycol, dipropylene glycol, tripropylene glycol, tetraethylene glycol, hexylene glycol, polyethylene glycol, polypropylene glycol, 1,5-pentanediol, 1,6-hexanediol, glycerol, 1,2,6-hexanetriol, 1,2,4-butanetriol, 1,2,3-butanetriol, and pentaerythritol;
15 polyhydric alcohol alkyl ethers such as ethylene glycol monoethyl ether and ethylene glycol monobutyl ether, diethylene glycol monomethyl ether, diethylene glycol monoethyl ether, diethylene glycol monobutyl ether, tetraethylene glycol monomethyl ether, and propylene glycol monoethyl ether, and polyhydric alcohol aryl ethers such as ethylene glycol
20 monophenyl ether and ethylene glycol monobenzyl ether;
nitrogen-containing heterocyclic compounds such as 2-pyrrolidone, N-methyl-2-pyrrolidone, N-hydroxyethyl-2-pyrrolidone, 1,3-dimethylimidazolidinone, and ϵ -caprolactam, γ -butyrolactone; amides such as formamide, N-methylformamide, N,N-dimethyl formamide;

amines such as monoethanolamine, diethanolamine, triethanolamine, monoethylamine, diethylamine, triethylamine; sulfur-containing compounds such as dimethylsulfoxide, sulfolan, and thiodiethanol; propylene carbonate, and ethylene carbonate.

5 These water-soluble organic solvents may be used in combination.

In addition to the water-soluble organic solvents, other wetting agents may be used and preferably contain urea compounds and sugars. Examples of the sugars include monosaccharides, disaccharides, oligosaccharides (including trisaccharides and tetrasaccharides) and
10 polysaccharides. Specific examples include glucose, mannose, fructose, ribose, xylose, arabinose, galactose, maltose, cellobiose, lactose, sucrose, trehalose, and malt triose. The polysaccharides stated here are defined as sugars in a broad sense, which contain materials that broadly exist in the realm of nature such as α -cyclodextrin, cellulose, and the like.

15 Examples of derivatives of these sugars include reducing sugars of the above sugars, such as sugar alcohol expressed by General Formula: $\text{HOCH}_2(\text{CHOH})_n\text{CH}_2\text{OH}$ where "n" represents an integer of 2 to 5; oxidized sugar such as aldonic acid and uronic acid; amino acid, and thio acid. Of these, sugar alcohol is preferable and specific examples thereof
20 include D-sorbitol, sorbitan, maltitol, erythritol, lactitol, and xylitol.

Particularly, in the present invention, glycerin, diethylene glycol, triethylene glycol, 1,3-butanediol 1,6-hexanediol, propylene glycol, 1,5-pentanediol, dipropylene glycol, trimethylolpropane, tetramethylolpropane, 3-methyl-1,3-butanediol, D-sorbitol, and xylitol

are used, so that the ink excellent in storage stability and ejection stability can be produced.

In the case of the pigment ink, the ratio of the pigment to the wetting agent significantly affects the ink ejection stability from a head.

- 5 When the amount of the wetting agent is relatively small even though the solid content of the pigment is large, water evaporation near the ink meniscus of the nozzle progresses, causing ejection failure.

The amount of the wetting agent is approximately 10% by mass to 50% by mass relative to the total amount of the ink. A ratio of the total mass of the colorant and resin emulsion relative to the total mass of the wetting agent in the ink is preferably 0.5 to 12.5, more preferably 1.0 to 6.0, and still more preferably 2.0 to 5.0. The ink having the ratio within this range is remarkably excellent in drying property, storage test, and reliability test.

- 15 In the ink of the present invention, a resin emulsion is preferably added mainly for the purpose of enhancement of friction resistance of an image, and of storage stability when a pigment is used as the colorant. For the enhancement of the friction resistance of an image, an emulsion of an acrylic resin, a styrene-acrylic resin, an acrylic silicone resin, or a fluorine resin is preferably used. For the enhancement of the storage stability, an emulsion of a polyurethane resin, an acrylic resin, or a styrene-acrylic resin is preferably used. However, there are not so many resin emulsions which can attain the enhancement of both the friction resistance of an image and the storage stability, thus, two resin emulsions

may be used in combination. These resin emulsions can be appropriately selected from commercially available resin emulsions as necessary.

Typical resin emulsions will be exemplified as follows.

5 (1) Urethane Resin Emulsion

A urethane resin of the urethane resin emulsion is obtained by polymerizing polyisocyanate with polyether polyol, polyester polyol, polylactone polyol, polycarbonate polyol, or the like.

Examples of polyisocyanates include aliphatic diisocyanate
10 compounds such as hexamethylene diisocyanate,
2,2,4-trimethylhexamethylene diisocyanate; alicyclic diisocyanate
compounds such as isophorone diisocyanate, hydrogenated xylylene
diisocyanate, 1,4-cyclohexane diisocyanate, 4,4'-dicyclohexylmethane
diisocyanate; aromatic aliphatic diisocyanate compounds such as xylylene
15 diisocyanate, tetramethyl xylene diisocyanate; aromatic diisocyanate
compounds such as tolylene diisocyanate, phenylmethane diisocyanate;
and modified compounds of these diisocyanates (carbodiimide-,
uretodione-, and uretoimine-containing modified compounds).

Examples of polyether polyols include polyethylene glycol,
20 polypropylene glycol, polytetramethylene ether glycol, and
polyhexamethylene ether glycol.

Examples of polyester polyols include polyethylene adipate,
polybutylene adipate, polyneopentyl adipate, poly-3-methylpentyl adipate,
polyethylene/butylene adipate, and polyneopentyl/hexyl adipate.

Examples of polylactone polyols include polycaprolactone diol, and poly ω -hydroxycaproic acid polyol.

Examples of polycarbonate polyols include those known products obtained by reaction of diols such as propanediol-(1,3), butanediol-(1,4),
5 hexanediol-(1,6), diethylene glycol, triethylene glycol, tetraethylene glycol; bisphenol A; and phosgene, carbonyl chloride, diaryl carbonates such as diphenyl carbonate, or cyclic carbonates such as ethylene carbonate and propylene carbonate.

(2) Acrylic Resin Emulsion

10 An acrylic resin of the acrylic resin emulsion is obtained by polymerizing an acrylic monomer alone or copolymerizing an acrylic monomer with the other monomer.

Examples of the acrylic monomer include methylacrylate, ethylacrylate, n-propylacrylate, isopropylacrylate, n-butylacrylate,
15 isobutylacrylate, t-butylacrylate, n-pentylacrylate, isopentylacrylate, neopentylacrylate, 3-(methyl)butylacrylate, 2-ethylhexylacrylate, hexylacrylate, cyclohexylacrylate, octylacrylate, nonylacrylate, decylacrylate, undecylacrylate, dodecylacrylate, phenylacrylate, methylmethacrylate, n-propylmethacrylate, isopropylmethacrylate,
20 n-butylmethacrylate, isobutylmethacrylate, t-butylmethacrylate, n-pentylmethacrylate, isopentylmethacrylate, neopentylmethacrylate, 3-(methyl)butylmethacrylate, 2-ethylhexylmethacrylate, hexylmethacrylate, octylmethacrylate, nonylmethacrylate, decylmethacrylate, undecylmethacrylate, dodecylmethacrylate, acrylic

acid, methacrylic acid, acrylamide, methacrylamide, acrylonitrile and methacrylonitrile.

Examples of the monomer include styrene, o-methylstyrene, m-methylstyrene, p-methylstyrene, α -methylstyrene, p-ethylstyrene, 5 2,4-dimethylstyrene, p-tert-butylstyrene, p-chlorostyrene, and vinyl aromatic hydrocarbons such as divinylbenzene; unsaturated carboxylic acids such as itaconic acid, and maleic acid; N-substituted maleimide, maleic anhydride, (meth)acrylonitrile, vinyl ketone, vinyl acetate, and vinylidene chloride.

10 The resin emulsion exhibits further excellent water dispersibility by introducing an ionic group to a resin. Examples of the ionic group include a sulfonic acid group, a carboxylic acid group, sulfuric acid group, a phosphoric acid group, a phosphonic acid group, a phosphinic acid group, an alkali metal salt group thereof, an alkaline-earth metal salt group 15 thereof, an ammonium salt group thereof, and a primary to tertiary amine group thereof. Of these, a carboxylic acid alkali metal salt group, a carboxylic acid ammonium salt group, a sulfonic acid alkali metal salt group and a sulfonic acid ammonium salt group are preferable. A sulfonic acid alkali metal salt group and a sulfonic acid ammonium salt 20 group are particularly preferable in terms of water dispersion stability. The ionic group can be introduced by adding a monomer having an ionic group upon synthesis of a resin. As a salt, salts of Li, K or Na are preferable.

<Other Component>

In the ink of the present invention, in addition to the above-described components, conventionally known additives such as a pH adjuster, an antiseptic/antifungal agent, an antirust agent, a chelating agent, and the like, may be added.

5 The pH adjuster is added to stabilize the dispersed condition by way of maintaining the ink composition at an alkalinity, thereby stabilizing the ejection. When the pH of the ink composition is 11 or more, the ink composition tends to dissolve inkjet heads or ink-supplying units to the significant level, thus depending on materials of heads and
10 units such problems may occur as deterioration, leakage, or ejection failure of the ink after long term use. In the case of a pigment, it is preferred that the pH adjuster be added upon mixing and dispersing the pigment with a dispersant into water rather than the pH adjuster is added with additives such as a wetting agent, a penetrating agent, etc.
15 after the pigment and the dispersant are mixed and dispersed into water, since some types of pH adjusters may impair the dispersion.

The pH adjuster preferably includes at least one of alcohol amines, alkaline metal hydroxides, ammonium hydroxides, phosphonium hydroxides, and alkaline metal carbonates.

20 Examples of the alcohol amines include diethanolamine, triethanolamine, and 2-amino-2-ethyl-1,3-propanediol. Examples of the alkaline metal hydroxides include lithium hydroxide, sodium hydroxide, and potassium hydroxide. Examples of the ammonium hydroxides include ammonium hydroxide and quaternary ammonium hydroxide.

Examples of the phosphonium hydroxides include quaternary phosphonium hydroxide. Examples of the alkaline metal carbonates include lithium carbonate, sodium carbonate, and potassium carbonate.

5 Examples of the antiseptic/antifungal agents include sodium dehydroacetate, sodium sorbate, sodium 2-pyridinethiol-1-oxide, sodium benzoate, and sodium pentachlorophenol.

Examples of the antirust agents include acidic sulfite, sodium thiosulfate, thiodiglycolic acid ammonium, diisopropylammonium nitrite, pentaerythritol tetranitrate, and dicyclohexylammonium nitrite.

10 Examples of the chelating reagents include sodium ethylenediamine tetraacetate, sodium nitrilotriacetate, sodium hydroxyethyl ethylenediamine triacetate, sodium diethylenetriamine pentaacetate, and sodium uramil diacetate.

The ink of the present invention can be suitably used in various recording apparatuses by an inkjet recording method, such as inkjet recording printers, facsimile machines, copiers, and printer/facsimile/copier complex apparatuses. Moreover, the ink of the present invention has an excellent properties in which ink attachment to a head does not occur in a recording apparatus equipped with an inkjet head having any one of the ink repellent layer containing a fluorine silane coupling agent and the ink repellent layer containing a silicone resin.

15
20

(Inkjet Recording Inkset)

An inkjet recording inkset of the present invention includes an inkjet recording ink in which the colorant is a black colorant (black ink),

and an inkjet recording ink in which the colorant is a color colorant (color ink).

When a ratio "B/A" of the surfactant B to the surfactant A in the black ink is larger than a ratio "B/A" of the surfactant B to the surfactant A in the color ink, the force of the black ink that pulls the color ink becomes strongly at the boundary between the black ink and the color ink. As a result, the color ink is drawn into the black ink, and bleeding at the boundary less stands out, thereby decreasing color bleeding.

Moreover, the ratio B/A in the black ink is preferably 2 or more, because no ink ejection from a nozzle during printing is decreased.

In view of the ratio B/A, the total amount of the surfactant A and the surfactant B in the ink is preferably 0.5% by mass to 1.5% by mass. When the total amount of the surfactant A and the surfactant B is 0.5% by mass or more, the low image density due to insufficient penetrating property may not occur. When the total amount of the surfactant A and the surfactant B is 1.5% by mass or less, difficulty in ejection of the ink due to excessively high ink viscosity may not occur.

(Inkjet Recording Apparatus and Inkjet Recording Method)

Next, an example of an inkjet recording apparatus will be explained with reference to FIGS. 1 and 2.

The inkjet recording apparatus shown in FIG. 1 includes four inkjet heads 134 which eject ink droplets to a recording paper 142, a carriage 133, on which four inkjet heads 134 are mounted so as to move in a carriage scanning direction (main scanning direction), an endless

conveying belt 141 which conveys the recording paper 142 in a belt (paper) conveying direction (vertical scanning direction), and a driving roller 157 and a driven roller 158, around which the conveying belt is stretched.

5 Moreover, ink cartridges which introduce inkjet recording inks (hereinafter also referred to as “inks”) for respective colors (for example, yellow, cyan, magenta, and black) to respective inkjet heads 134, a carriage driving part which moves the carriage 133 in the carriage scanning direction, a belt driving part which rotates the driving roller 157
10 so as to move the conveying belt 141, a head driver which drives the respective inkjet heads 134 to eject the inks, and a maintenance device which is provided in an end of a region scanned by the carriage 133 and performs maintenance with respect to the respective inkjet heads 134. The maintenance device consists of a cap, a wiper blade, an idle ejection
15 receiver, a wiper cleaner, and the like.

The inkjet recording apparatus forms (prints) an image on the recording paper 142 by ejecting the inks for each color from the four inkjet heads 134 onto the recording paper 142 while the four inkjet heads 134 are moved in the carriage scanning direction via the carriage 133, and
20 conveying the recording paper 142 to the belt conveying direction.

As shown in FIG. 2, each inkjet head is piezoelectric type, and includes an ink supply port (not shown), a frame 10 having a cavity serving as a common liquid chamber 1b, a fluid resistance portion 2a, a pressurized fluid chamber 2b formed as a cavity, a channel plate 20

having a link port 2c linked to a nozzle 3a, a nozzle plate 30 having a plurality of nozzles 3a, a laminated piezoelectric element 50, to which a drive waveform is applied from the head driver, the laminated piezoelectric element 50 being fixed on a base 40, a convex portion 6a
5 joined to the laminated piezoelectric element 50, an oscillation plate 60 having a diaphragm portion 6b and an ink inflow port 6c, and an adhesive layer 70 joining the laminated piezoelectric element 50 with the oscillation plate 60. Each inkjet head is not limited to the piezoelectric type, but may be a thermal type, an electrostatic type, or the like.

10 The nozzle plate 30 is formed of a metal material, e.g., of a Ni plated film obtained by electroforming. An ink repellent layer 3b (a liquid repellent layer) according to the present invention is formed on a front surface of an ink ejection surface of the nozzle plate 30 (a front surface of a droplet ejection surface).

15 The ink repellent layer is formed on the nozzle plate surface of the inkjet head by a method, such as polytetrafluoroethylene (PTFE)-Ni eutectoid plating, an electrodeposition coating with a fluorine resin, vapor deposition of evaporable fluorine resin (such as fluorinated pitch), coating with a silicone resin or a fluorine resin, or the like. In order to keep
20 sufficient ink repellency to an ink having low surface tension and high penetrating property, the ink repellent layer containing a fluorine silane coupling agent or the ink repellent layer containing a silicone resin is preferably formed.

When the ink repellent layer containing a fluorine silane coupling

agent is formed, an inorganic oxide layer may be formed between a nozzle substrate and the ink repellent layer, so that many hydroxyl groups serving as binding points with the fluorine silane coupling agent are present, thereby improving adhesion properties. Examples of materials for the inorganic oxide layer include SiO₂ and TiO₂. The inorganic oxide layer preferably has a thickness of 10 Å (1 nm) to 2,000 Å (200 nm), and more preferably 100 Å (10 nm) to 1,000 Å (100 nm).

The fluorine silane coupling agent is not particularly limited and may be appropriately selected according to the purpose. Examples thereof include those disclosed in Japanese Patent Application Publication (JP-B) No. 03-43065, JP-A Nos. 06-210857, 10-32984, 2000-94567, 2002-145645, 2003-341070, 2007-106024, and 2007-125849. Modified perfluoropolyoxethane (OPTOOL DSX manufactured by Daikin Industries, Ltd.) is particularly preferable. In this case, the layer has a thickness of preferably 1 Å to 200 Å (0.1 nm to 20 nm), and more preferably 10 Å to 100 Å (1 nm to 10 nm).

Examples of the methods for forming the ink repellent layer containing a fluorine silane coupling agent include coating methods such as spin-coating, roll-coating, dipping, printing, and vapor deposition.

An ink repellent layer formed of the fluorine silane coupling agent has high physical durability, because the ink repellent layer forms chemical bondings with the under layer. However, the ink repellent layer does not have sufficient durability to chemical impact such as cutting of bonding, caused by attaching the ink to the ink repellent layer

(ink adhesion property). However, by the use of the ink of the present invention, ink adhesion property to the ink repellent layer is considerably improved.

The silicone resin is a resin having a siloxane bond consisting of Si
5 and O as a basic skeleton and is commercially available in various forms such as oils, resins, and elastomers. It has various physical properties such as heat resistance, releasing property, anti-foaming property, and adhesion property, in addition to the ink repellency which is important in the present invention. Silicone resins include silicone resins which are
10 curable at room temperature, heat-curable silicone resins, ultraviolet ray curable resins, and the like, and the silicone resin may be selected in accordance with the production method and application.

Examples of the methods for forming the ink repellent layer containing a silicone resin on a nozzle surface include vacuum
15 evaporation of a liquid silicone resin material; plasma-polymerization of a silicone oil; coating methods such as spin-coating, dipping, spray coating; and electrocoating. When the ink repellent layer is formed by a method other than the electrocoating, a nozzle hole and the back surface of a nozzle plate are masked with a photoresist, a water soluble resin or the
20 like and an ink repellent layer is formed, and then the photoresist is peeled off and removed from the back surface of the nozzle plate, thereby the ink repellent layer containing a silicone resin can be formed on only the surface of the nozzle plate. The attention needs to be paid when the photoresist is peeled off using a strongly alkaline peeling agent, the

peeling agent may damage the ink repellent layer.

The ink repellent layer containing a silicone resin has a thickness of preferably 0.1 μm to 5.0 μm , and more preferably 0.1 μm to 1.0 μm .

When the thickness of the ink repellent layer is less than 0.1 μm , the
5 resistance to wiping may be poor and the ink repellency may degrade in the case where the inkjet head is used for a long period of time. When the thickness is more than 5.0 μm , the production cost may increase because the ink repellent layer is excessively thickened.

(Ink Cartridge)

10 Each ink constituting the inkset of the present invention is contained in a container and used as an ink cartridge. The ink cartridge may be provided with other members which are appropriately selected, as necessary.

The container is not particularly limited, and the shape, structure,
15 size and material thereof may be appropriately selected according to the purpose. For example, the container having at least an ink bag formed of an aluminum laminated film, a resin film, or the like is preferred.

The ink cartridge will be explained with reference to FIGS. 3 and 4. Here, FIG. 3 is a schematic view showing an example of an ink bag
20 241 of an ink cartridge used in the present invention, and FIG. 4 is a schematic view showing an ink cartridge 200, in which the ink bag 241 shown in FIG. 3 is contained in a cartridge case 244.

As shown in FIG. 3, from an ink charging port 242 an ink bag 241 is filled with an ink and air is removed therefrom, and then the ink

charging port 242 is closed by fusion bonding. When the ink cartridge is used, an ink discharge port 243 made from a rubber member is pierced with a needle of the apparatus body and the ink is supplied into the apparatus. The ink bag 241 is formed of a packaging material such as an aluminum laminated film that is gas impermeable. As shown in FIG. 4, the ink bag 241 is usually contained inside a plastic cartridge case 244, thereby forming the ink cartridge 200 and the ink cartridge 200 can be detachably mounted on various inkjet recording apparatuses.

The ink cartridge used in the present invention can be particularly advantageously used by being detachably mounted on the above-described inkjet recording apparatus of the present invention.

EXAMPLES

Hereinafter, the present invention will be further described in detail with reference to Examples and Comparative Example, however, the present invention is not limited to the disclosed Examples. All parts are by mass unless indicated otherwise.

Each pigment dispersion is prepared as described below.

<Pigment Dispersion K1>

An acidic carbon black (MONARCH 1300, manufactured by Cabot Corporation) (300 g) was sufficiently mixed in 1,000 g of water, and then 450 g of sodium hypochlorite (effective chloride concentration: 12 mole%) was dropped therein, and stirred at 100°C to 105°C for 8 hours.

Next, in this liquid, 100 g of sodium hypochlorite (effective

chloride concentration: 12 mole%) was further added, and dispersed at 2,000 rpm for 2 hours using DYNO-MILL KDL A (manufactured by WAB) in which 0.5 mm-diameter zirconia beads were filled.

Next, the obtained slurry was diluted 10-fold with water, and its pH was adjusted with lithium hydroxide, and then the slurry was desalted and concentrated using an ultrafiltration membrane until an electric conductivity thereof was 0.2 mS/cm.

Then, coarse, large particles were removed by centrifugation, and the liquid was filtered using a 1 μm nylon filter to obtain a black pigment dispersion K1 having a pigment concentration of 15% by mass.

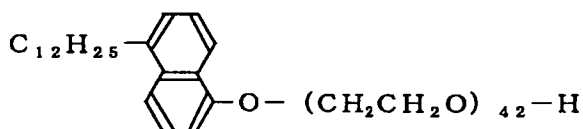
<Pigment Dispersion C1>

A cyan pigment dispersion C1 having a pigment concentration of 15% by mass was obtained in the same manner as in the pigment dispersion K1, except that the pigment was replaced with C. I. Pigment Blue 15:3 (HELIOGEN Blue D7079, manufactured by BASF Japan LTD.).

<Pigment Dispersion M1>

·Dispersion Material·

C. I. Pigment Violet 19 (CINQUASIA PACIFIC Red 2020, manufactured by Ciba Specialty Chemicals)	15.0 parts
dispersant expressed by Structural Formula (5)	5.0 parts



Structural Formula (5)

ion-exchanged water 80.0 parts

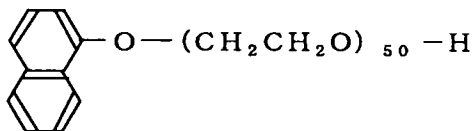
The dispersant expressed by Structural Formula (5) was added and dissolved in water, and the pigment was mixed therein and stirred so as to be sufficiently wet, and then the mixture was kneaded at 2,000 rpm for 60 minutes using DYNO-MILL KDLA (manufactured by WAB) in which 0.5 mm-diameter zirconia beads were filled. Next, a mill base was taken out and filtered using a 1 μm filter to obtain a magenta pigment dispersion M1.

<Pigment Dispersion Y1>

-Dispersion Material-

C. I. Pigment Yellow 155 (TONER YELLOW 3GP, 15.0 parts
manufactured by Clariant (Japan) K.K.)

dispersant expressed by Structural Formula (6) 5.0 parts



Structural Formula (6)

ion-exchanged water 80.0 parts

A yellow pigment dispersion Y1 having a pigment concentration of 15% by mass was obtained in the same manner as in the pigment dispersion M1, provided that the above-described pigment and dispersant were respectively used as the pigment and the dispersant.

<Pigment Dispersion K2>

-Dispersion Material-

carbon black (NiPex150, manufactured by Degussa) 15.0 parts

sodium alkyl naphthalene sulfonate (PELEX NB-L, 15.0 parts
manufactured by Kao Corporation)
ion-exchanged water 70.0 parts

A black pigment dispersion K2 having a pigment concentration of 15% by mass was obtained in the same manner as in the pigment dispersion M1, provided that the above-described pigment and dispersant were respectively used as the pigment and the dispersant.

5 <Pigment Dispersion M2>

A magenta pigment dispersion M2 having a pigment concentration of 15% by mass was obtained in the same manner as in the pigment dispersion Y1, except that the pigment was replaced with C. I. Pigment Red 122 (Jet Magenta DMQ, manufactured by Ciba Specialty
10 Chemicals).

<Pigment Dispersion C2>

A cyan pigment dispersion C2 having a pigment concentration of 15% by mass was obtained in the same manner as in the pigment dispersion Y1, except that the pigment was replaced with C. I. Pigment
15 Blue 15:3 (HELIOGEN Blue D7079, manufactured by BASF Japan LTD.).

<Pigment Dispersion Y2>

(1) Synthesis of Polymer A

-Raw Material for Polymer A-

glycidyl ester of VERSATIC acid 10 (CARDURA E-10P, 10.0 parts
manufactured by Hexion Specialty Chemicals, Inc.)
adipic acid 27.0 parts

hexahydrophthalic anhydride	42.0 parts
neopentyl glycol	2.0 parts
trimethylolpropane	26.0 parts
dibutyltin dioxide	0.1 parts

In a 2 L four-neck flask equipped with a dehydration tube, a thermometer, a nitrogen gas introducing tube, and a stirrer, the above materials were charged and the temperature thereof was raised to 180°C for 3 hours with dehydration to perform dehydration condensation reaction, thereby obtaining Polymer A (polyester resin).

(2) Production of Pigment Dispersion

-Dispersion Material-

C. I. Pigment Yellow 74 (HANSA Yellow 5GX01, manufactured by Clariant (Japan) K.K)	12.0 parts
Polymer A	15.0 parts
2-amino-2-methyl-1,3-propanediol	1.5 parts
ion-exchanged water	72.0 parts

A pigment dispersion was produced using the above materials. Specifically, 1.0 part of 2-amino-2-methyl-1,3-propanediol was added to Polymer A and the mixture was dissolved in water, then the pigment was mixed therein and sufficiently wetted, and the mixture was poured into a kneading device (DYNO-MILL KDL A, manufactured by WAB Co.), in which 0.5 mm-diameter zirconia beads were filled, and was kneaded at 2,000 rpm for 40 minutes.

Then, 3 parts of 1 N HCl was added and stirred in the obtained

mill base, to which 400 parts of ion-exchanged water was further added and sufficiently stirred, then the mixture was separated into a pigment paste and water using a centrifugal separator, and the supernatant was removed.

5 After repeating these procedures several times, 0.5 parts of 2-amino-2-methyl-1,3-propanediol as a basic compound was added to the pigment paste, and the mixture was kneaded again using the DYNO-MILL KDL A (manufactured by WAB). The mill base was taken out and filtered using a 1 µm filter to obtain a yellow pigment dispersion
10 Y2 having a pigment concentration of 15% by mass.

<Pigment Dispersion M3>

(1) Synthesis of Polymer B

·Raw Material 1 for Polymer B·

styrene	11.2 parts
acrylic acid	2.8 parts
lauryl methacrylate	12.0 parts
polyethylene glycol methacrylate	4.0 parts
styrene macromer (AS-6, manufactured by TOAGOSEI CO., LTD.)	4.0 parts
mercaptoethanol	0.4 parts

Inside of a 1 L flask equipped with a mechanical stirrer, a
15 thermometer, a nitrogen gas introducing tube, a reflux pipe, and a dropping funnel was sufficiently purged with nitrogen. Then, the above raw material 1 was charged into the flask, and the temperature thereof

was raised to 65°C.

-Raw Material 2 for Polymer B -

styrene	100.8 parts
acrylic acid	25.2 parts
lauryl methacrylate	108.0 parts
polyethylene glycol methacrylate	36.0 parts
hydroxyethyl methacrylate	60.0 parts
styrene macromer (AS-6, manufactured by TOAGOSEI CO., LTD.)	36.0 parts
mercaptoethanol	3.6 parts
azobisdimethylvaleronitrile	2.4 parts
methyl ethyl ketone	18.0 parts

Next, a mixture solution of the raw material 2 was dropped into the flask the contents of which had been heated for 2.5 hours.

5 Upon completion of dropwise addition, a mixed solution containing 0.8 parts of azobisdimethylvaleronitrile and 18.0 parts of methyl ethyl ketone was dropped into the flask for 0.5 hours, matured for 1 hour at a temperature of 65°C, and then 0.8 parts of azobisdimethylvaleronitrile was added and further matured for 1 hour.

10 Upon completion of reaction, 364.0 parts of methyl ethyl ketone was added to the flask, thereby obtaining 800 parts of a Polymer B solution having a concentration of 50% by mass.

A dispersion was produced by using the below-described materials containing the Polymer B solution. The pigment and the Polymer B

solution were sufficiently stirred, and then kneaded 20 times using a three-roll mill (NR-84A, manufactured by Noritake Co., Limited.). The obtained paste was put into 200 parts of ion-exchanged water, and the solution was sufficiently stirred. Thereafter, the methyl ethyl ketone and the water were removed by distillation using an evaporator, to thereby obtain a magenta pigment dispersion M3 having a pigment concentration of 15% by mass.

-Dispersion Material-

C. I. Pigment Red 122 (Jet Magenta DMQ, manufactured by Ciba Specialty Chemicals)	26.0 parts
Polymer B solution	28.0 parts
potassium hydroxide aqueous solution 1 mol/L	13.6 parts
methyl ethyl ketone	20.0 parts
ion-exchanged water	30.0 parts

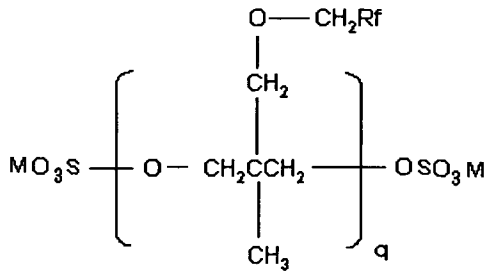
<Pigment Dispersion C3>

A cyan pigment dispersion C3 having a pigment concentration of 15% by mass was obtained in the same manner as in the pigment dispersion M3, except that the pigment was replaced with C. I. Pigment Blue 15:3 (HELIOGEN Blue D7079, manufactured by BASF Japan LTD.).

(Example 1)

<Ink Formula>

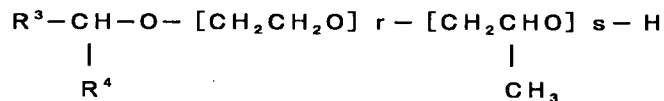
Direct Blue 199 (IRGASPERSE JET CYAN RL, manufactured by Ciba Specialty Chemicals)	30.0 parts
surfactant A expressed by Structural Formula (2),	0.2 parts



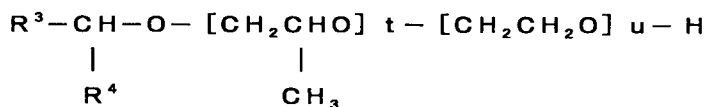
Structural Formula (2)

where Rf: -CF₃, M: ammonium, q = 6; solid content 30%
 (POLYFOX PF-136A, manufactured by OMNOVA Solutions Inc.)

surfactant B expressed by Structural Formula (3), 0.8 parts



or



Structural Formula (3)

where a sum of carbon atoms in R³ and R⁴ = 11 to 13, r = 5,
 s = 3.5 (SOFTANOL EP5035, manufactured by NIPPON SHOKUBAI CO., LTD.)

- | | |
|--|------------|
| glycerin | 10.0 parts |
| D-sorbitol | 10.0 parts |
| acrylic resin emulsion, solid content 24.5% (JONCRYL PDX-6102B, manufactured by BASF Japan Ltd.) | 2.0 parts |
| 2,2,4-trimethyl-1,3-pentanediol | 2.0 parts |
| lithium hydroxide | 0.1 parts |

antiseptic/antifungal agent, PROXEL LV (manufactured by Avecia Co., Ltd.) 0.1 parts

ion-exchanged water 44.8 parts

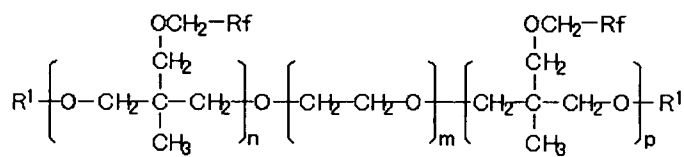
The above materials were dissolved in ion-exchanged water, and filtered using a 0.2 μm filter so as to obtain a cyan ink for inkjet recording.

(Example 2)

5 <Ink Formula>

the pigment dispersion K1 50.0 parts

surfactant A expressed by Structural Formula (1), 0.83 parts



Structural Formula (1)

where R¹: H, Rf: -CF₂CF₃, m = 21, n = up to 4, p = up to 4;

solid content 50% (POLYFOX PF-151N, manufactured by OMNOVA Solutions Inc.)

surfactant B expressed by Structural Formula (3), where a 0.17 parts

sum of carbon atoms in R³ and R⁴ = 11 to 13, r = 9, s = 5

(SOFTANOL EP9050, manufactured by NIPPON SHOKUBAI CO., LTD)

urea 27.0 parts

styrene-acrylic resin emulsion, solid content 48% 2.0 parts

(JONCRYL7100, manufactured by BASF Japan LTD.)

2,2,4-trimethyl-1,3-pentanediol	2.0 parts
2-amino-2-ethyl-1,3-propanediol	0.2 parts
antiseptic/antifungal agent, PROXEL LV (manufactured by Avecia Co., Ltd.)	0.1 parts
ion-exchanged water	17.7 parts

The above materials other than the pigment dispersion K1 were dissolved in the ion-exchanged water to produce a vehicle, and sufficiently stirred, and then mixed with the pigment dispersion K1. The mixture was filtered using a 1 μm filter so as to obtain a black ink for inkjet

5 recording.

(Example 3)

<Ink Formula>

the pigment dispersion C1	30.0 parts
surfactant A expressed by Structural Formula (2), where Rf: -CF ₃ , M: ammonium, q = 6; solid content 30% (POLYFOX PF-136A, manufactured by OMNOVA Solutions Inc.)	0.3 parts
surfactant B expressed by Structural Formula (3), where R ³ : an alkyl group having 9 carbon atoms, R ⁴ : hydrogen, t = 2, u = 7, (EMALEXDAPE-0207, manufactured by NIHON EMULSION Co., Ltd.)	1.2 parts
glycerin	5.0 parts
propylene glycol	15.0 parts
acrylic silicone resin emulsion (AP4710, manufactured by SHOWA HIGHPOLYMER CO., LTD.)	3.0 parts

triethanolamine	0.2 parts
antiseptic/antifungal agent (PROXEL LV, manufactured by Avecia Co., Ltd.)	0.1 parts
ion-exchanged water	45.2 parts

The above materials other than the pigment dispersion C1 were dissolved in the ion-exchanged water to produce a vehicle, and sufficiently stirred, and then mixed with the pigment dispersion C1. The mixture was filtered using a 1 μm filter so as to obtain a cyan ink for inkjet

5 recording.

(Example 4)

<Ink Formula>

the pigment dispersion M1	50.0 parts
surfactant A expressed by Structural Formula (2), where Rf: $-\text{CF}_2\text{CF}_3$, M: ammonium, q = 6; solid content 30% (POLYFOX PF-156A, manufactured by OMNOVA Solutions Inc.)	0.75 parts
surfactant B expressed by Structural Formula (3), where a sum of carbon atoms in R ³ and R ⁴ = 11 to 13, r = 7, s = 4.5 (SOFTANOL EP7045, manufactured by NIPPON SHOKUBAI CO., LTD)	0.25 parts
glycerin	7.0 parts
dipropylene glycol	21.0 parts
2-ethyl-1,3-hexanediol	2.0 parts
urethane resin emulsion, solid content 30% (SUPERFLEX	5.0 parts

110, manufactured by DAI-ICHI KOGYO SEIYAKU CO., LTD.)

lithium hydroxide	0.2 parts
antiseptic/antifungal agent (PROXEL LV, manufactured by Avecia Co., Ltd.)	0.1 parts
ion-exchanged water	13.7 parts

The above materials other than the pigment dispersion M1 were dissolved in the ion-exchanged water to produce a vehicle, and sufficiently stirred, and then mixed with the pigment dispersion M1. The mixture was filtered using a 1 μ m filter so as to obtain a magenta ink for inkjet recording.

5

(Example 5)

<Ink Formula>

the pigment dispersion Y1	30.0 parts
surfactant A expressed by Structural Formula (1), where $R^1: H$, $R^f: CF_2CF_3$, $m = 21$, $n = \text{up to } 4$, $p = \text{up to } 4$; solid content 50% (POLYFOX PF-151N, manufactured by OMNOVA Solutions Inc.)	0.4 parts
surfactant B expressed by Structural Formula (3), where a sum of carbon atoms in R^3 and $R^4 = 11$ to 13 , $r = 7$, $s = 2.5$ (SOFTANOL EP7025, manufactured by NIPPON SHOKUBAI CO., LTD)	1.1 parts
glycerin	10.0 parts
tetramethylolpropane	30.0 parts

urethane resin emulsion, solid content 35% (W-5661, manufactured by Mitsui Takeda Chemicals, Inc.)	2.5 parts
styrene-acrylic resin emulsion, solid content 48% (JONCRYL 7100, manufactured by BASF Japan LTD.)	8.0 parts
2-amino-2-ethyl-1,3-propanediol	0.2 parts
antiseptic/antifungal agent (PROXEL LV, manufactured by Avecia Co., Ltd.)	0.1 parts
ion-exchanged water	17.7 parts

The above materials other than the pigment dispersion Y1 were dissolved in the ion-exchanged water to produce a vehicle, and sufficiently stirred, and then mixed with the pigment dispersion Y1. The mixture was filtered using a 1 μm filter so as to obtain a yellow ink for inkjet

5 recording.

(Example 6)

<Ink Formula>

the pigment dispersion K2	30.0 parts
surfactant A expressed by Structural Formula (1), where R ¹ :H, R _f :CF ₂ CF ₃ , m = 21, n = up to 4, p = up to 4; solid content 50% (POLYFOX PF-151N, manufactured by OMNOVA Solutions Inc.)	0.35 parts
surfactant B expressed by Structural Formula (3), where R ³ : an alkyl group having 9 carbon atoms, R ⁴ : hydrogen, t = 2, u = 10, (EMALEXDAPE-0210, manufactured by NIHON EMULSION Co., Ltd.)	0.15 parts

glycerin	14.0 parts
triethylene glycol	14.0 parts
urethane resin emulsion, solid content 30% (SUPERFLEX110, manufactured by DAI-ICHI KOGYO SEIYAKU CO., LTD.)	5.0 parts
2-ethyl-1,3-hexanediol	2.0 parts
triethanolamine	0.2 parts
antiseptic/antifungal agent (PROXEL LV, manufactured by Avecia Co., Ltd.)	0.1 parts
ion-exchanged water	34.2 parts

The above materials other than the pigment dispersion K2 were dissolved in the ion-exchanged water to produce a vehicle, and sufficiently stirred, and then mixed with the pigment dispersion K2. The mixture was filtered using a 1 μm filter so as to obtain a black ink for inkjet

5 recording.

(Example 7)

<Ink Formula>

the pigment dispersion M2	50.0 parts
surfactant A expressed by Structural Formula (2), where Rf: $\text{-CF}_2\text{CF}_3$, M: ammonium, q = 6; solid content 30% (POLYFOX PF-156A, manufactured by OMNOVA Solutions Inc.)	0.2 parts
surfactant B expressed by Structural Formula (3), where a sum of carbon atoms in R ³ and R ⁴ = 11 to 13, r = 5, s = 3.5	0.8 parts

(SOFTANOL EP5035, manufactured by NIPPON SHOKUBAI CO., LTD.)

glycerin	15.0 parts
3-methyl-1,3-butanediol	15.0 parts
2,2,4-trimethyl-1,3-pentanediol	2.0 parts
urethane resin emulsion, solid content 35% (W-6061, manufactured by Mitsui Takeda Chemicals, Inc.)	1.0 part
fluorine resin emulsion, solid content 50% (LUMIFLON FE4500, manufactured by ASAHI GLASS CO., LTD.)	1.0 part
2-amino-2-ethyl-1,3-propanediol	0.2 parts
antiseptic/antifungal agent, PROXEL LV (manufactured by Avecia Co., Ltd.)	0.1 parts
ion-exchanged water	14.7 parts

The above materials other than the pigment dispersion M2 were dissolved in the ion-exchanged water to produce a vehicle, and sufficiently stirred, and then mixed with the pigment dispersion M2. The mixture was filtered using a 1 μ m filter so as to obtain a magenta ink for inkjet recording.

(Example 8)

<Ink Formula>

the pigment dispersion C2	30.0 parts
surfactant A expressed by Structural Formula (2), where Rf-CF ₃ , M: ammonium, q=6; solid content 30% (POLYFOX PF-136A, manufactured by OMNOVA Solutions Inc.)	0.6 parts

surfactant B expressed by Structural Formula (3), where a sum of carbon atoms in R ³ and R ⁴ = 11 to 13, r = 5, s = 3.5 (SOFTANOL EP5035, manufactured by NIPPON SHOKUBAI CO., LTD)	0.4 parts
glycerin	8.0 parts
diethylene glycol monobutyl ether	24.0 parts
urethane resin emulsion, solid content 35% (W-5661, manufactured by Mitsui Takeda Chemicals, Inc.)	2.5 parts
fluorine resin emulsion, solid content 50% (LUMIFLON FE4500, manufactured by ASAHI GLASS CO., LTD.)	2.0 parts
2-ethyl-1,3-hexanediol	2.0 parts
triethanolamine	0.2 parts
antiseptic/antifungal agent (PROXEL LV, manufactured by Avecia Co., Ltd.)	0.1 parts
ion-exchanged water	30.2 parts

The above materials other than the pigment dispersion C2 were dissolved in the ion-exchanged water to produce a vehicle, and sufficiently stirred, and then mixed with the pigment dispersion C2. The mixture was filtered using a 1 μm filter so as to obtain a cyan ink for inkjet recording.

(Example 9)

<Ink Formula>

the pigment dispersion Y2	30.0 parts
surfactant A expressed by Structural Formula (1), where	0.25 parts

R ¹ :H, R _f :CF ₂ CF ₃ , m = 21, n = up to 4, p = up to 4; solid content 50% (POLYFOX PF-151N, manufactured by OMNOVA Solutions Inc.)	
surfactant B expressed by Structural Formula (3), where R ³ : an alkyl group having 9 carbon atoms, R ⁴ : hydrogen, t = 2, u = 10, (EMALEXDAPE-0210, manufactured by NIHON EMULSION Co., Ltd.)	0.25 parts
glycerin	10.0 parts
1,6-hexanediol	15.0 parts
acrylic silicone resin emulsion, solid content 50% (AP4710, manufactured by SHOWA HIGHPOLYMER CO., LTD.)	2.0 parts
2,2,4-trimethyl-1,3-pentanediol	2.0 parts
antiseptic/antifungal agent (PROXEL LV, manufactured by Avecia Co., Ltd.)	0.1 parts
ion-exchanged water	40.4 parts

The above materials other than the pigment dispersion Y2 were dissolved in the ion-exchanged water to produce a vehicle, and sufficiently stirred, and then mixed with the pigment dispersion Y2. The mixture was filtered using a 1 μm filter so as to obtain a yellow ink for inkjet recording.

(Example 10)

<Ink Formula>

the pigment dispersion M3	50.0 parts
surfactant A expressed by Structural Formula (2), where	0.1 parts

Rf-CF ₃ , M: ammonium, q=6; solid content 30% (POLYFOX PF-136A, manufactured by OMNOVA Solutions Inc.)	
surfactant B expressed by Structural Formula (3), where a sum of carbon atoms in R ³ and R ⁴ = 11 to 13, r = 7, s = 2.5 (SOFTANOL EP7025, manufactured by NIPPON SHOKUBAI CO., LTD)	0.9 parts
glycerin	16.0 parts
1,5-pentanediol	16.0 parts
acrylic resin emulsion, solid content 24.5% (JONCRYL PDX-6102B, manufactured by BASF Japan LTD.)	2.0 parts
2-ethyl-1,3-hexanediol	2.0 parts
2-amino-2-ethyl-1,3-propanediol	0.2 parts
antiseptic/antifungal agent (PROXEL LV, manufactured by Avecia Co., Ltd.)	0.1 parts
ion-exchanged water	12.7 parts

The above materials other than the pigment dispersion M3 were dissolved in the ion-exchanged water to produce a vehicle, and sufficiently stirred, and then mixed with the pigment dispersion M3. The mixture was filtered using a 1 μm filter so as to obtain a magenta ink for inkjet recording.

(Example 11)

<Ink Formula>

the pigment dispersion C3	30.0 parts
surfactant A expressed by Structural Formula (2), where	0.35 parts

Rf: -CF₃, M: ammonium, q = 6; solid content 30%

(POLYFOX PF-136A, manufactured by OMNOVA Solutions Inc.)

surfactant B expressed by Structural Formula (3), where a 0.65 parts
sum of carbon atoms in R³ and R⁴ = 11 to 13, r = 5, s = 3.5

(SOFTANOL EP5035, manufactured by NIPPON SHOKUBAI CO., LTD.)

glycerin	16.0 parts
1,3-butanediol	16.0 parts
2-ethyl-1,3-hexanediol	2.0 parts
acrylic silicone resin emulsion, solid content 50% (AP4710, manufactured by SHOWA HIGHPOLYMER CO., LTD.)	2.0 parts
2-amino-2-ethyl-1,3-propanediol	0.2 parts
antiseptic/antifungal agent (PROXEL LV, manufactured by Avecia Co., Ltd.)	0.1 parts
ion-exchanged water	32.7 parts

The above materials other than the pigment dispersion C3 were dissolved in the ion-exchanged water to produce a vehicle, and sufficiently stirred, and then mixed with the pigment dispersion C3. The mixture was filtered using a 1 μm filter so as to obtain a cyan ink for inkjet recording.

(Comparative Example 1)

A cyan ink for inkjet recording was obtained in the same manner as in Example 11, except that the surfactant A (POLYFOX PF-136A) of

Example 11 was replaced with FTERGENT 110 (fluorine surfactant (C₁₂H₄F₁₁-O-SO₃Na), manufactured by Neos Company Limited.).

(Comparative Example 2)

A cyan ink for inkjet recording was obtained in the same manner
5 as in Example 11, except that the surfactant A (POLYFOX PF-136A) of
Example 11 was not added, and the amount of ion-exchanged water was
increased by an amount equal to the surfactant A of Example 11.

(Comparative Example 3)

A black ink for inkjet recording was obtained in the same manner
10 as in Example 2, except that the surfactant B (SOFTANOL EP9050) of
Example 2 was replaced with polyoxyethylene alkylene derivative (TOC,
manufactured by NOF Corporation, solid content 100%).

(Comparative Example 4)

A black ink for inkjet recording was obtained in the same manner
15 as in Example 2, except that the surfactant B (SOFTANOL EP9050) of
Example 2 was not added, and the amount of ion-exchanged water was
increased by the amount equal to the surfactant B of Example 2.

(Comparative Example 5)

An yellow ink for inkjet recording was obtained in the same
20 manner as in Example 9, except that EMALOX DAPE-0210 of Example 9
was replaced with 0.625 parts of ZONYL FS-300 (polyoxyethylene
perfluoroalkyl ether, manufactured by DuPont, solid content 40%), and
40.4 parts of the ion-exchanged water was replaced with 40.025 parts of
the ion-exchanged water.

(Comparative Example 6)

A yellow ink for inkjet recording was obtained in the same manner as in Example 9, except that EMALOX DAPE-0210 of Example 9 was replaced with ZONYL FSO-100 (polyoxyethylene perfluoroalkyl ether, manufactured by DuPont, solid content 100%).

(Comparative Example 7)

A magenta ink for inkjet recording was obtained in the same manner as in Example 7, except that SOFTANOL EP5035 of Example 7 was replaced with 3.2 parts of UNISAFE A-LY (aqueous solution of PEG-3 lauramide oxide, nonionic surfactant, solid content 25%, manufactured by NOF CORPORATION) and 14.7 parts of the ion-exchanged water was replaced with 12.3 parts of the ion-exchanged water.

(Comparative Example 8)

A magenta ink for inkjet recording was obtained in the same manner as in Example 7, except that SOFTANOL EP5035 of Example 7 was replaced with 2.3 parts of UNISAFE A-LM (aqueous solution of dimethyl lauryl-amine oxide, nonionic surfactant, solid content 35%, manufactured by NOF CORPORATION) and 14.7 parts of the ion-exchanged water was replaced with 13.2 parts of the ion-exchanged water.

(Comparative Example 9)

A yellow ink of inkjet recording was obtained in the same manner as in Example 9, except that EMALOX DAPE-0210 of Example 9 was replaced with NIKKOL ECTD-3NEX (sodium trideceth-4 carboxylate,

anionic surfactant, solid content 98%, manufactured by Nikko Chemicals Co., Ltd.).

The ink compositions of above Examples are shown in Tables 2-1 to 2-2, and the ink compositions of above Comparative Examples are
5 shown in Tables 2-3 to 2-4.

Table 2-1

		Example										
		1	2	3	4	5	6	7	8	9	10	11
Color- ant	IRGASPERSE JET	30										
	K1		50									
	C1			30								
	M1				50							
	Y1					30						
	K2						30					
	M2							50				
	C2								30			
	Y2									30		
	M3										50	
	C3											30
Surfac- tant A	Structural Formula (2) POLYFOX PF-136A	0.2		0.3					0.6		0.1	0.35
	Structural Formula (1) POLYFOX PF-151N		0.83			0.4	0.35			0.25		
	Structural Formula (2) POLYFOX PF-156A				0.75			0.2				
Surfac- tant B	Structural Formula (3) SOFTANOL EP5035	0.8						0.8	0.4			0.65
	Structural Formula (3) SOFTANOL EP9050		0.17									
	Structural Formula (3) EMALEXDAPE-0207			1.2								
	Structural Formula (3) SOFTANOL EP7045				0.25							
	Structural Formula (3) SOFTANOL EP7025					1.1					0.9	
	Structural Formula (3) EMALEXDAPE-0210						0.15			0.25		
Surfac- tant	FTERGENT 110											
	TOC											
	ZONYL FS-300											
	ZONYL FSO-100											
	UNISAFE A-LY											
	UNISAFE A-LM											
	NIKKOL ECTD-3NEX											

Table 2-2

		Example										
		1	2	3	4	5	6	7	8	9	10	11
water soluble organic solvent	glycerin	10										
	D-sorbitol	10										
	urea		27									
	propylene glycol			15								
	dipropylene glycol				21							
	tetramethylolpropane					30						
	triethylene glycol						14					
	3-methyl-1,3-butanediol							15				
	diethylene glycol monobutyl ether								24			
	1,6-hexanediol									15		
	1,5-pentanediol										16	
	1,3-butanediol											16
	acrylic resin JONCRYL PDX-6102B	2										2
	resin emulsion	styrene-acrylic resin JONCRYL7100		2			8					
acrylic silicone resin AP4710				3						2		2
urethane resin SUPERFLEX110					5			5				
urethane resin W-5661						2.5			2.5			
urethane resin W-6061											1	
fluorine resin LUMIFLON FE4500										1	2	
2,2,4-trimethyl-1,3-pentanediol		2	2							2		
penetrating agent	2-ethyl-1,3-hexanediol				2			2			2	2
	lithium hydroxide	0.1			0.2							
pH adjusting agent	2-amino-2-ethyl-1,3-propanediol		0.2			0.2					0.2	0.2
	triethanolamine			0.2					0.2			
antiseptic/antifungal agent	PROXEL LV	0.1	0.1	0.1	0.1	0.1	0.1	0.1	0.1	0.1	0.1	0.1
ion-exchanged water		44.8	17.7	45.2	13.7	17.7	34.2	14.7	30.2	40.4	12.7	32.7
Total		100	100	100	100	100	100	100	100	100	100	100

Table 2-3

		Comparative Example								
		1	2	3	4	5	6	7	8	9
Colorant	IRGASPERSE JET									
	K1			50	50					
	C1									
	M1									
	Y1									
	K2									
	M2							50	50	
	C2									
	Y2					30	30			30
	M3									
C3	30	30								
Surfactant A	Structural Formula (2) POLYFOX PF-136A									
	Structural Formula (1) POLYFOX PF-151N			0.83	0.83	0.25	0.25			0.25
	Structural Formula (2) POLYFOX PF-156A							0.2	0.2	
Surfactant B	Structural Formula (3) SOFTANOL EP5035	0.65	0.65							
	Structural Formula (3) SOFTANOL EP9050									
	Structural Formula (3) EMALEXDAPE-0207									
	Structural Formula (3) SOFTANOL EP7045									
	Structural Formula (3) SOFTANOL EP7025									
	Structural Formula (3) EMALEXDAPE-0210									
Surfactant	FTERGENT 110	0.35								
	TOC			0.17						
	ZONYL FS-300					0.625				
	ZONYL FSO-100						0.25			
	UNISAFE A-LY							3.2		
	UNISAFE A-LM								2.3	
	NIKKOL ECTD-3NEX									0.25

Table 2-4

		Comparative Example								
		1	2	3	4	5	6	7	8	9
water soluble organic solvent	glycerin	16	16							
	D-sorbitol									
	urea			27	27					
	propylene glycol									
	dipropylene glycol									
	tetramethylpropane									
	triethylene glycol							15	15	
	3-methyl-1,3-butanediol									
	diethylene glycol monobutyl ether						15	15		15
	1,6-hexanediol									
1,5-pentanediol										
1,3-butanediol	16	16								
resin emulsion	acrylic resin JONCRYL PDX-6102B									
	styrene-acrylic resin JONCRYL7100			2	2					
	acrylic silicone resin AP4710	2	2			2	2			2
	urethane resin SUPERFLEX110									
	urethane resin W-5661									
	urethane resin W-6061							1	1	
	fluorine resin LUMIFLON FE4500							1	1	
	2,2,4-trimethyl-1,3-pentanediol			2	2	2	2	2	2	2
	2-ethyl-1,3-hexanediol	2	2							
	lithium hydroxide									
pH adjusting agent	2-amino-2-ethyl-1,3-propanediol	0.2	0.2	0.2	0.2			0.2	0.2	
	triethanolamine									
	PROXEL LV	0.1	0.1	0.1	0.1					
antiseptic/antifungal agent		32.7	33.05	17.7	17.87	40.025	40.4	12.3	13.2	40.4
	ion-exchanged water	100	100	100	100	100	100	100	100	100
Total										

The physical properties of respective inks of Examples and Comparative Examples were measured as described below. The results are shown in Table 3.

(1) Viscosity

5 The viscosity was measured using RC-500 (by Toki Sangyo Co. Ltd.) at 25°C.

The viscosity of each inkjet recording ink was measured immediately after the inkjet recording ink was produced (beginning), and after the inkjet recording ink was left to stand for 1 month at 50°C (with
10 time), in Examples and Comparative Examples. The percentage change of the viscosity (%) of each inkjet recording ink is shown in Table 3.

The percentage change within the range of $\pm 10\%$ was regarded as excellent in the storage stability. The percentage change out of the range of $\pm 10\%$ was regarded as poor in the storage stability.

15 (2) Surface Tension

The surface tension of the inkjet recording ink immediately after production (beginning) was measured at 25°C using Model CBVP-Z (manufactured by Kyowa Interface Science Co., Ltd.).

(3) pH

20 The pH of the inkjet recording ink immediately after production (beginning) was measured at 25°C using pH BOY-P2 (manufactured by Shindengen Electric Mfg. Co. Ltd.).

Table 3

Ink	Viscosity (mPa·s)			Surface Tension (mN/m)	pH
	beginning	with time	percentage change		
Example 1	4.7	5.0	6.4%	28.1	8.4
Example 2	5.4	5.2	-3.8%	24.5	8.8
Example 3	5.8	6.3	8.9%	23.8	7.5
Example 4	10.2	10.6	3.7%	25.4	11.2
Example 5	30.1	28.9	-3.7%	26.0	7.9
Example 6	7.7	7.5	-2.9%	35.5	8.1
Example 7	8.6	8.8	1.8%	27.1	9.6
Example 8	12.3	12.1	-1.5%	25.9	8.5
Example 9	6.1	6.4	5.3%	30.2	6.8
Example 10	7.4	7.5	1.3%	28.4	8.8
Example 11	8.0	8.2	1.9%	26.8	9.2
Comparative Example 1	7.8	8.4	7.6%	24.2	8.5
Comparative Example 2	7.5	7.8	4.4%	29.9	8.9
Comparative Example 3	6.4	8.2	28.4%	27.5	8.4
Comparative Example 4	5.8	9.3	60.3%	26.7	8.1
Comparative Example 5	6.7	6.6	-1.2%	25.2	7.1
Comparative Example 6	6.4	6.6	2.1%	24.8	7.4
Comparative Example 7	9.3	10.2	9.8%	27.9	8.8
Comparative Example 8	9.1	9.6	5.5%	27.5	9.2
Comparative Example 9	7.9	8.7	10.2%	28.9	8.0

A nozzle plate of a printer head was produced by the following methods (a) or (b).

- 5 (a) On a polyimide film, (manufactured by DuPont, Kapton, without addition of particles), an SiO₂ film having a thickness of 10 Å (1 nm) was formed by sputtering, and then an ink repellent layer formed of a

modified perfluoropolyoxethane OPTOOL DSX (manufactured by Daikin Industries, Ltd.) having a thickness of approximately 50 Å (5 nm) was formed by vacuum evaporation. Next, a nozzle hole was formed by an excimer laser process from the polyimide film side, thereby producing a
5 nozzle plate.

(b) A silicone resin, SR2411 (manufactured by Dow Corning Toray Co., Ltd.) was applied on a surface of an electroformed Ni nozzle by a dispenser to form a silicone layer having a thickness of 1.2 μm. The silicone layer was formed in such a manner that firstly nozzle holes and
10 the back surface of a nozzle plate were masked with a water soluble resin, the silicone layer was formed, and then the mask was removed therefrom. Subsequently, this was left to stand for 2 days at room temperature so as to cure, thereby producing a nozzle plate, on which an ink repellent layer was formed.

15 Each of the nozzle plates produced by the methods described in (a) and (b) was set in a printer (IPSIO G707, manufactured by Ricoh Company, Ltd.) having a configuration shown in FIGS. 1 and 2. Each inkjet recording ink produced in Examples and Comparative Examples was filled in an ink cartridge, and the saturation on plain paper, the
20 ejection stability and the ink attachment to a nozzle surface were evaluated by the following methods.

The results are shown in Table 4. In Table 4, (a) means the case where the nozzle plate produced by the method (a) was used, and (b) means the case where the nozzle plate produced by the method (b) was

used.

(1) Saturation

With the use of the following paper for evaluating recording (plain paper), and only the color inks of magenta, cyan and yellow, each solid
5 image was printed by one pass, i.e. the black ink was not evaluated.
After prints were dried, each L*a*b* value was measured using a reflective color spectroscopic colorimetry densitometer manufactured by X-Rite.

The ratio of the measured color saturation of a color image (an
10 average value of three types of the test paper) to those of standard color (yellow: 91.34, magenta: 74.55, cyan: 62.82, Japan color ver. 2) was calculated and evaluated in accordance with the following criteria.

<Paper for Evaluating Recording>

MY PAPER (manufactured by NBS Ricoh Co, Ltd.)
15 MULTI ACE (manufactured by Fuji xerox office supply Co, Ltd.)
PB Paper (manufactured by Canon Inc.)

<Evaluation Criteria>

A: 0.9 or more
B: 0.8 or more and less than 0.9
20 C: less than 0.8

(2) Ejection Stability

By the use of the printer in which each of the nozzle plates produced by the above methods was set, the printing was continuously performed for 10 minutes, and a cap for wet retention was set in the state

where an ink adhered to a head surface. The printer was left to stand for 1 month in an environment of 50°C and 60%RH, and then cleaned so as to recover to the same state as that before being left to stand. Then, an interval printing test was performed under the following conditions, and
5 then the ejection stability was evaluated.

The interval printing was performed in such manner that a pattern chart was continuously printed on 20 sheets and then rested for 20 minutes. This process was repeated 50 times. After 1,000 sheets were printed in total, another sheet was printed, and then a 5% solid
10 image part in the chart of this sheet was visually evaluated whether or not lines, whiteout, or ejection disturbance were present in the solid image. The pattern was printed using a chart having a 5% print area of each color in whole area of a sheet surface with 100% duty of each color ink under the printing conditions of a recording density of 360 dpi and one
15 pass printing. The evaluation criteria are as follows, and allowable level is only A.

[Evaluation Criteria]

A: No lines, whiteout, or ejection disturbance was observed in the solid image.

20 B: Lines, whiteout, or ejection disturbance was slightly observed in the solid image.

C: Lines, whiteout, or ejection disturbance was slightly observed all over the solid image.

(3) Ink Attachment to Nozzle Surface

The printer was placed in a constant temperature and humidity room, the temperature of the inside thereof was set at 32°C and 30%RH. A pattern chart was continuously printed on 20 sheets and then rested for 20 minutes. This process was repeated 50 times and 1,000 sheets were printed in total, and then the nozzle plate was observed by a microscope and the presence or absence of ink attachment was evaluated.

The pattern was printed using a chart having a 5% print area of each color in whole area of a sheet surface with 100% duty of each color ink under the printing conditions of a recording density of 300 dpi and one pass printing.

The evaluation criteria are as follows, and allowable level is only

A.

[Evaluation Criteria]

A: No attachment was found near the nozzle plate.

B: Attachment was found near the nozzle plate.

C: Attachment was found all over the nozzle plate.

Table 4

Nozzle Ink	(a)			(b)		
	Saturation	Ejection stability	Attachment	Saturation	Ejection stability	Attachment
Example 1	A	A	A	A	A	A
Example 2	-	A	A	-	A	A
Example 3	A	A	A	A	A	A
Example 4	A	A	A	A	A	A
Example 5	A	A	A	A	A	A
Example 6	-	A	A	-	A	A
Example 7	A	A	A	A	A	A
Example 8	A	A	A	A	A	A
Example 9	A	A	A	A	A	A
Example 10	A	A	A	A	A	A
Example 11	A	A	A	A	A	A
Comparative Example 1	B	B	B	B	A	C
Comparative Example 2	B	A	B	B	A	B
Comparative Example 3	-	A	B	-	B	B
Comparative Example 4	-	B	B	-	A	C
Comparative Example 5	A	A	C	A	A	B
Comparative Example 6	A	A	B	A	A	B
Comparative Example 7	A	B	B	A	A	C
Comparative Example 8	A	A	C	A	A	B
Comparative Example 9	A	A	B	A	B	B

Next, Examples and Comparative Examples with regard to inksets will be described.

5 <Method for Preparing Pigment Dispersion>

(1) Pigment Dispersion 1

-Method for Preparing Polymer Dispersion Solution-

Inside of a 1 L flask equipped with a mechanical stirrer, a

thermometer, a nitrogen gas introducing tube, a reflux pipe, and a dropping funnel was sufficiently purged with nitrogen. Then, 11.2 parts of styrene, 2.8 parts of acrylic acid, 12.0 parts of lauryl methacrylate, 4.0 parts of polyethylene glycol methacrylate, 4.0 parts of styrene macromer (trade name: AS-6, manufactured by Toa Gosei Kabushiki Kaisha), and 0.4 parts of mercaptoethanol were charged into the flask, and the temperature thereof was raised to 65°C.

Then, a mixed solution containing 100.8 parts of styrene, 25.2 parts of acrylic acid, 108.0 parts of lauryl methacrylate, 36.0 parts of polyethylene glycol methacrylate, 60.0 parts of hydroxyethyl methacrylate, 36.0 parts of styrene macromer (trade name: AS-6, manufactured by Toa Gosei Kabushiki Kaisha), 3.6 parts of mercaptoethanol, 2.4 parts of azobisdimethylvaleronitrile and 18 parts of methyl ethyl ketone was dropped into the flask for 2.5 hours.

Upon completion of dropwise addition, a mixed solution of 0.8 parts of azobisdimethylvaleronitrile and 18 parts of methyl ethyl ketone was dropped into the flask for 0.5 hours, matured for 1 hour at a temperature of 65°C, and then 0.8 parts of azobisdimethylvaleronitrile was added and further matured for 1 hour.

Upon completion of reaction, 364 parts of methyl ethyl ketone was added to the flask, and 800 parts of a polymer solution with a concentration of 50% by mass was obtained.

· Production of Carbon Black Pigment Dispersion ·

The polymer solution (28 parts), 26 parts of a carbon black

pigment (FW100, manufactured by Degussa), 13.6 parts of 1 mol/L potassium hydroxide solution, 20 parts of methyl ethyl ketone and 30 parts of ion-exchanged water were sufficiently stirred, and then kneaded using a three-roll mill. The paste obtained was put into 200 parts of ion-exchanged water, and the solution was sufficiently stirred; thereafter, the methyl ethyl ketone and the water were removed by distillation using an evaporator, to thereby obtain a black pigment dispersion.

(2) Pigment Dispersion 2

A cyan pigment dispersion was obtained in the same manner as in (1) Pigment Dispersion 1, except that the carbon black pigment of (1) Pigment Dispersion 1 was replaced with C. I. Pigment Blue 15:3.

(3) Pigment Dispersion 3

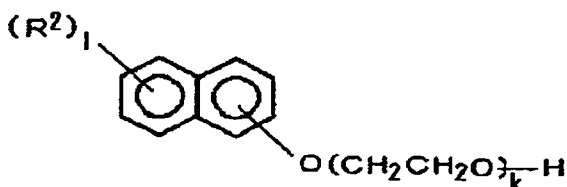
A magenta pigment dispersion was obtained in the same manner as in (1) Pigment Dispersion 1, except that the carbon black pigment of (1) Pigment Dispersion 1 was replaced with C. I. Pigment Red 122.

(4) Pigment Dispersion 4

A yellow pigment dispersion was obtained in the same manner as in (1) Pigment Dispersion 1, except that the carbon black pigment of (1) Pigment Dispersion 1 was replaced with C. I. Pigment Yellow 74.

(5) Pigment Dispersion 5

carbon black pigment (FW100) manufactured by Degussa) 15% by mass
compound expressed by Structural Formula (4), 3% by mass



Structural Formula (4)

where $l = 0$; and $k = 40$.

purified water

82% by mass

These materials were premixed, and then circulated and dispersed using a disc-type bead mill (Model KDL, manufactured by Shinmaru Enterprises Corporation; zirconia balls having a diameter of 0.3 mm used as media), to thereby obtain a black pigment dispersion.

5 (6) Pigment Dispersion 6

A cyan pigment dispersion was obtained in the same manner as in (5) Pigment Dispersion 5, except that the carbon black pigment in (5) Pigment Dispersion 5 was replaced with C. I. Pigment Blue 15:3.

(7) Pigment Dispersion 7

10 A magenta pigment dispersion was obtained in the same manner as in (5) Pigment Dispersion 5, except that the carbon black pigment of (5) Pigment Dispersion 5 was replaced with C. I. Pigment Red 122.

(8) Pigment Dispersion 8

15 A yellow pigment dispersion was obtained in the same manner as in (5) Pigment Dispersion 5, except that the carbon black pigment of (5) Pigment Dispersion 5 was replaced with C. I. Pigment Yellow 74.

<Ink Production>

(Production Examples 1 to 52)

Each of the pigment dispersions and other materials shown in Tables 5-1 to 5-5 were mixed and stirred for 1.5 hours, and filtered through a membrane filter having an average pore size of 0.8 μm to thereby prepare each of inks of production examples 1 to 52. The ink
5 was blended in the order of a water soluble organic solvent, a surfactant, a penetrating agent, and ion-exchanged water, and these were mixed and stirred for 30 minutes, and then a pigment dispersion, a resin emulsion, and an anti-foaming agent were added thereto, and the ink preparation solution was further mixed and stirred for 1 hour.

10 Each of the amounts of the pigment dispersions and other materials, and each of the ratios of the surfactant B to the surfactant A are as shown in Tables 5-1 to 5-5.

In Tables 5-1 to 5-5, the resin emulsion "AP4710" is manufactured by SHOWA HIGHPOLYMER CO., LTD., and "W6061" is manufactured by
15 Mitsui Takeda Chemicals, Inc. and the anti-foaming agent "KM-90" is manufactured by Shin-Etsu Chemical Co., Ltd.

(Examples 12 to 19 and Comparative Examples 10 to 14)

The color bleeding and the ejection stability of each inkset containing the combinations of the black ink and color inks produced as
20 described above of Examples and Comparative Examples shown in Tables 5-1 to 5-5, were evaluated as follows:

<Evaluation of Color Bleeding>

Each inkset was set in a printer, IPSIO GX3000 manufactured by Ricoh Company, Ltd., and then an image was printed on Ricoh Business

Coat Gloss 100 using the printer. The bleeding in the boundary between the black ink and the color ink in each of obtained images was visually observed and evaluated based on the following criteria.

[Evaluation Criteria]

5 A: No bleeding was observed in the boundary between the black ink and the color ink and an image was sharp.

 B: Slight bleeding was observed in the boundary between the black ink and the color ink and an image was slightly inferior in sharpness.

10 C: Serious bleeding was observed in the boundary between the black ink and the color ink and an image was not sharp.

< Evaluation of Ejection Stability >

 Each inkset was set in the printer, IPSIO GX3000 manufactured by Ricoh Company, Ltd. and a chart having 5% of a print area of each
15 color was continuously printed on 20 sheets and then rested for 10 minutes. This process was defined as one cycle. Ten cycles were performed in total, and the ejection disturbance and ejection failure were evaluated based on the following criteria.

[Evaluation Criteria]

20 A: Disturbance and ejection failure were observed in less than 5 nozzles.

 B: Disturbance and ejection failure were observed in 5 nozzles or more and less than 15 nozzles.

 C: Disturbance and ejection failure were observed in 15 nozzles or more.

Table 5-1

	Example 12			Example 13			Example 14					
	Produc. Ex. 1	Produc. Ex. 2	Produc. Ex. 3	Produc. Ex. 4	Produc. Ex. 5	Produc. Ex. 6	Produc. Ex. 7	Produc. Ex. 8	Produc. Ex. 9	Produc. Ex. 10	Produc. Ex. 11	Produc. Ex. 12
	8	6	8	6	8	6	8	6	8	6	8	6
Pigment dispersion 1 (solid content)												
Pigment dispersion 2 (solid content)												
Pigment dispersion 3 (solid content)												
Pigment dispersion 4 (solid content)												
Pigment dispersion 5 (solid content)												
Pigment dispersion 6 (solid content)												
Pigment dispersion 7 (solid content)												
Pigment dispersion 8 (solid content)												
Surfactant A expressed by Structural Formula (1) PF151N (solid content)	0.40	0.50	0.50	0.50	0.10	0.30	0.30	0.30	0.30	0.40	0.40	0.40
Surfactant B expressed by Structural Formula (2) EP7025 (solid content)	0.60	0.50	0.50	0.50	0.90	0.70	0.70	0.70	0.70	0.60	0.60	0.60
Ratio of B to A "B/A" (active ingredient)	6/4	5/5	5/5	5/5	9/1	7/3	7/3	7/3	7/3	6/4	6/4	6/4
Total amount of A and B (active ingredient)	1	1	1	1	1	1	1	1	1	1	1	1
Water soluble	10	10	10	10	10	10	10	10	10	10	10	10
glycerin												
1,3-butanediol												
2-methyl-2,	20	20	20	20	20	20	20	20	20	20	20	20
4-pentane diol	20				20				20			
Penetrating agent	2.0	2.0	2.0	2.0	2.0	2.0	2.0	2.0	2.0	2.0	2.0	2.0
Resin emulsion	1.5	1.5	1.5	1.5	1.5	1.5	1.5	1.5	1.5	1.5	1.5	1.5
acrylic silicone resin AP4710 (solid content)												
urethane resin W-6061 (solid content)									1.0	1.0	1.0	1.0
Anti-foaming agent	0.1	0.1	0.1	0.1	0.1	0.1	0.1	0.1	0.1	0.1	0.1	0.1
Purified water	balance	balance	balance	balance	balance	balance	balance	balance	balance	balance	balance	balance
Total	100	100	100	100	100	100	100	100	100	100	100	100
Color bleeding		A			A				A			
Ejection stability		B			B				B			

Note: Produc. Ex. means Production Example.

Table 5-2

	Example 15			Example 16			Example 17					
	Produc. Ex. 13	Produc. Ex. 14	Produc. Ex. 15	Produc. Ex. 16	Produc. Ex. 17	Produc. Ex. 18	Produc. Ex. 19	Produc. Ex. 20	Produc. Ex. 21	Produc. Ex. 22	Produc. Ex. 23	Produc. Ex. 24
Pigment dispersion 1 (solid content)												
Pigment dispersion 2 (solid content)												
Pigment dispersion 3 (solid content)												
Pigment dispersion 4 (solid content)												
Pigment dispersion 5 (solid content)	8				8				8			
Pigment dispersion 6 (solid content)		6				6				6		
Pigment dispersion 7 (solid content)			8				8				8	
Pigment dispersion 8 (solid content)				6				6				6
Surfactant A expressed by Structural Formula (1) PF151N (solid content)	0.10	0.30	0.30	0.30	0.03	0.09	0.09	0.09	0.05	0.15	0.15	0.15
Surfactant B expressed by Structural Formula (2) EP7025 (solid content)	0.90	0.70	0.70	0.70	0.27	0.21	0.21	0.21	0.45	0.35	0.35	0.35
Ratio of B to A "B/A"	9/1	7/3	7/3	7/3	9/1	7/3	7/3	7/3	9/1	7/3	7/3	7/3
(active ingredient)	1	1	1	1	0.3	0.3	0.3	0.3	0.5	0.5	0.5	0.5
Total amount of A and B (active ingredient)	10	10	10	10	10	10	10	10	10	10	10	10
Water soluble organic solvent		20	20	20		20	20	20		20	20	20
Penetrating agent	20				20				20			
Resin emulsion	2.0	2.0	2.0	2.0	2.0	2.0	2.0	2.0	2.0	2.0	2.0	2.0
Anti-foaming agent	1.5	1.5	1.5	1.5	1.5	1.5	1.5	1.5	1.5	1.5	1.5	1.5
Purified water	1.0	1.0	1.0	1.0	1.0	1.0	1.0	1.0	1.0	1.0	1.0	1.0
Total	0.1	0.1	0.1	0.1	0.1	0.1	0.1	0.1	0.1	0.1	0.1	0.1
Color bleeding	balance	balance	balance	balance	balance	balance	balance	balance	balance	balance	balance	balance
Ejection stability	100	100	100	100	100	100	100	100	100	100	100	100
		A	A	A	A	B	A	A	A	A	A	A

Note: Produc. Ex. means Production Example.

Table 5-3

	Example 18			Example 19					
	Produc. Ex. 25	Produc. Ex. 26	Produc. Ex. 27	Produc. Ex. 28	Produc. Ex. 29	Produc. Ex. 30	Produc. Ex. 31	Produc. Ex. 32	
Pigment dispersion 1 (solid content)									
Pigment dispersion 2 (solid content)									
Pigment dispersion 3 (solid content)									
Pigment dispersion 4 (solid content)									
Pigment dispersion 5 (solid content)	8				8				
Pigment dispersion 6 (solid content)		6				6			
Pigment dispersion 7 (solid content)			8				8		
Pigment dispersion 8 (solid content)				6				6	
Surfactant A expressed by Structural Formula (1) PF151N (solid content)	0.15	0.45	0.45	0.45	0.20	0.60	0.60	0.60	
Surfactant B expressed by Structural Formula (2) EP7025 (solid content)	1.35	1.05	1.05	1.05	1.80	1.40	1.40	1.40	
Ratio of B to A "B/A" (active ingredient)	9/1	7/3	7/3	7/3	9/1	7/3	7/3	7/3	
Total amount of A and B (active ingredient)	1.5	1.5	1.5	1.5	2	2	2	2	
Water soluble organic solvent	10	10	10	10	10	10	10	10	
Glycerin		20	20	20		20	20	20	
1,3-butanediol									
2-methyl-2, 4-pentanediol	20				20				
Penetrating agent									
2,2,4-trimethyl-1,3-pentanediol	2.0	2.0	2.0	2.0	2.0	2.0	2.0	2.0	
Resin emulsion									
acrylic silicone resin AP4710 (solid content)	1.5	1.5	1.5	1.5	1.5	1.5	1.5	1.5	
urethane resin W-6061 (solid content)	1.0	1.0	1.0	1.0	1.0	1.0	1.0	1.0	
Anti-foaming agent									
KM-90	0.1	0.1	0.1	0.1	0.1	0.1	0.1	0.1	
Purified water	balance	balance	balance	balance	balance	balance	balance	balance	
Total	100	100	100	100	100	100	100	100	
Color bleeding	A			A			A		
Ejection stability	A			A			B		

Note: Produc. Ex. means Production Example.

Table 5-4

	Comparative Example 10			Comparative Example 11			Comparative Example 12					
	Produc. Ex. 33	Produc. Ex. 34	Produc. Ex. 35	Produc. Ex. 36	Produc. Ex. 37	Produc. Ex. 38	Produc. Ex. 39	Produc. Ex. 40	Produc. Ex. 41	Produc. Ex. 42	Produc. Ex. 43	Produc. Ex. 44
Pigment dispersion 1 (solid content)	8											
Pigment dispersion 2 (solid content)		6										
Pigment dispersion 3 (solid content)			8									
Pigment dispersion 4 (solid content)				6								
Pigment dispersion 5 (solid content)					8				8			
Pigment dispersion 6 (solid content)						6				6		
Pigment dispersion 7 (solid content)							8				8	
Pigment dispersion 8 (solid content)								6				6
Surfactant A expressed by Structural Formula (1) PF151N (solid content)	0.40	0.30	0.30	0.30	1.00	1.00	1.00	1.00				
Surfactant B expressed by Structural Formula (2) EP7025 (solid content)	0.60	0.70	0.70	0.70					1.00	1.00	1.00	1.00
Ratio of B to A "B/A" (active ingredient)	6/4	7/3	7/3	7/3								
Total amount of A and B (active ingredient)	1	1	1	1	1	1	1	1	1	1	1	1
glycerin	10	10	10	10	10	10	10	10	10	10	10	10
Water soluble organic solvent		20	20	20		20	20	20		20	20	20
2-methyl-2,4-pentanediol	20				20							
Penetrating agent	2.0	2.0	2.0	2.0	2.0	2.0	2.0	2.0	2.0	2.0	2.0	2.0
Resin emulsion	1.5	1.5	1.5	1.5	1.5	1.5	1.5	1.5	1.5	1.5	1.5	1.5
acrylic silicone resin AP4710 (solid content)												
urethane resin W-6061 (solid content)					1.0	1.0	1.0	1.0	1.0	1.0	1.0	1.0
Anti-foaming agent	0.1	0.1	0.1	0.1	0.1	0.1	0.1	0.1	0.1	0.1	0.1	0.1
Purified water	balance	balance	balance	balance	balance	balance	balance	balance	balance	balance	balance	balance
Total	100	100	100	100	100	100	100	100	100	100	100	100
Color bleeding		C				A				C		
Ejection stability		A				C				A		

Note: Produc. Ex. means Production Example.

Table 5-5

	Comparative Example 13			Comparative Example 14				
	Produc. Ex. 45	Produc. Ex. 46	Produc. Ex. 47	Produc. Ex. 48	Produc. Ex. 49	Produc. Ex. 50	Produc. Ex. 51	Produc. Ex. 52
Pigment dispersion 1 (solid content)								
Pigment dispersion 2 (solid content)								
Pigment dispersion 3 (solid content)								
Pigment dispersion 4 (solid content)								
Pigment dispersion 5 (solid content)	8			8				
Pigment dispersion 6 (solid content)		6			6			
Pigment dispersion 7 (solid content)			8				8	
Pigment dispersion 8 (solid content)				6				6
Surfactant A expressed by Structural Formula (1) PF151N (solid content)	1.00				1.00	1.00	1.00	1.00
Surfactant B expressed by Structural Formula (2) EP7025 (solid content)		1.00	1.00	1.00	1.00			
Ratio of B to A "B/A" (active ingredient)								
Total amount of A and B (active ingredient)	1	1	1	1	1	1	1	1
Water soluble organic solvent	10	10	10	10	10	10	10	10
glycerin		20	20	20	20	20	20	20
1,3-butanediol								
2-methyl-2, 4-pentanediol	20				20			
Penetrating agent	2.0	2.0	2.0	2.0	2.0	2.0	2.0	2.0
2,2,4-trimethyl-1,3-pentanediol								
Resin emulsion	1.5	1.5	1.5	1.5	1.5	1.5	1.5	1.5
acrylic silicone resin AP4710 (solid content)								
urethane resin W-6061 (solid content)	1.0	1.0	1.0	1.0	1.0	1.0	1.0	1.0
Anti-foaming agent	0.1	0.1	0.1	0.1	0.1	0.1	0.1	0.1
KM-90								
Purified water	balance	balance	balance	balance	balance	balance	balance	balance
Total	100	100	100	100	100	100	100	100
Color bleeding		C				A		
Ejection stability		C				C		

Note: Produc. Ex. means Production Example.

Reference Signs List

	1b	common liquid chamber
	2a	fluid resistance portion
	2b	pressurized fluid chamber
5	2c	link port
	3a	nozzle
	3b	ink repellent layer (liquid repellent layer)
	5f	driving part
	5g	support part (non-driving part)
10	6a	convex portion
	6b	diaphragm portion
	6c	ink inflow port
	10	frame
	20	channel plate
15	30	nozzle plate
	40	base
	50	laminated piezoelectric element
	60	oscillation plate
	70	adhesive layer
20	131	guide rod
	133	carriage
	134	inkjet head
	141	conveying belt
	142	recording paper

- 157 driving roller
- 158 driven roller
- 200 ink cartridge
- 241 ink bag
- 5 242 ink charging port
- 243 ink discharge port
- 244 cartridge case

CLAIMS

1. An inkjet recording ink comprising:

a colorant;

a surfactant A;

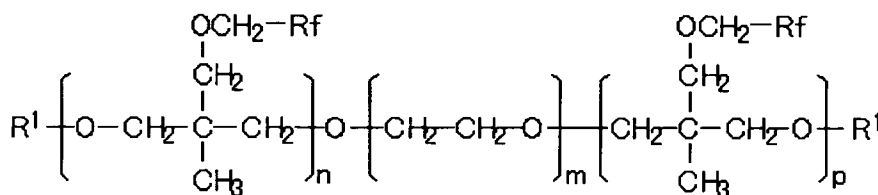
5 a surfactant B;

a water soluble organic solvent; and

water,

wherein the surfactant A is expressed by any one of Structural Formula (1) and Structural Formula (2), and the surfactant B is

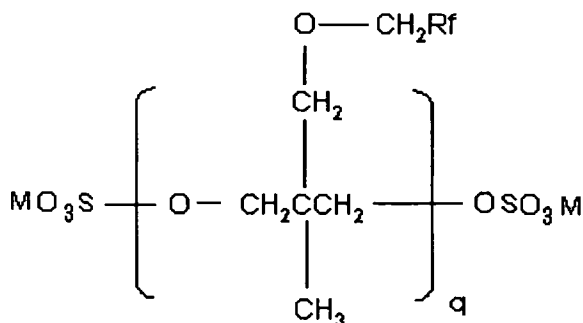
10 expressed by Structural Formula (3):



Structural Formula (1)

in Structural Formula (1), R¹ represents hydrogen, an alkyl group, or an acyl group; R_f represents -CF₃ or -CF₂CF₃; and m, n and p are

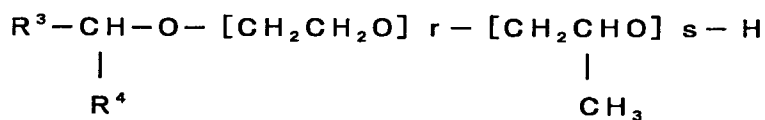
15 natural numbers;



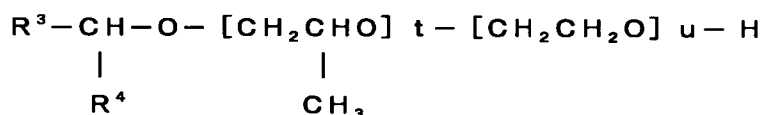
Structural Formula (2)

in Structural Formula (2), M represents alkali metal, ammonium, phosphonium, or alkanolamine; R_f represents -CF₃ or -CF₂CF₃; and q is a

natural number;



or

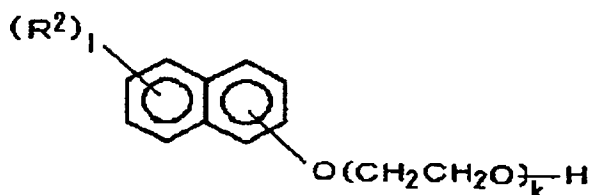


5

Structural Formula (3)

in Structural Formula (3), R³ and R⁴ each represent hydrogen or an alkyl group; and r, s, t and u are natural numbers.

2. The inkjet recording ink according to claim 1, wherein the colorant is a dispersion obtained by dispersing an organic pigment or a carbon black with a nonionic dispersant expressed by Structural Formula (4):
- 10



Structural Formula (4)

- in Structural Formula (4), R² represents an alkyl group having 1 to 20 carbon atoms, an aralkyl group having 1 to 20 carbon atoms, or an allyl group; l is an integer of 0 to 7; and k is an integer of 20 to 80.
- 15

3. The inkjet recording ink according to claim 1, wherein the colorant is a self-dispersible pigment, which is obtained by forming a hydrophilic group on a surface of an organic pigment or a carbon black by

reaction.

4. The inkjet recording ink according to any one of claims 1 to 3, further comprises a resin emulsion.

5. An inkjet recording inkset comprising:

5 the inkjet recording ink according to any one of claims 1 to 4, in which the colorant is a black colorant; and

the inkjet recording ink according to any one of claims 1 to 4, in which the colorant is a color colorant,

wherein a ratio B/A of the surfactant B to the surfactant A in the
10 black ink is larger than a ratio B/A of the surfactant B to the surfactant A in the color ink.

6. An ink cartridge comprising:

an inkjet recording inkset, which comprises any one of the inkjet recording ink according to any one of claims 1 to 4 and the inkjet
15 recording inkset according to claim 5.

7. An inkjet recording method comprising:

ejecting an inkjet recording ink using an inkjet recording apparatus equipped with an inkjet head having any one of an ink repellent layer containing a fluorine silane coupling agent and an ink
20 repellent layer containing a silicone resin,

wherein the inkjet recording ink is the inkjet recording ink according to any one of claims 1 to 4, or is contained in the inkjet recording inkset according to claim 5.

8. A recorded matter, which is recorded by using any one of the inkjet

recording ink according to any one of claims 1 to 4 and the inkjet
recording inkset according to claim 5.

FIG. 1

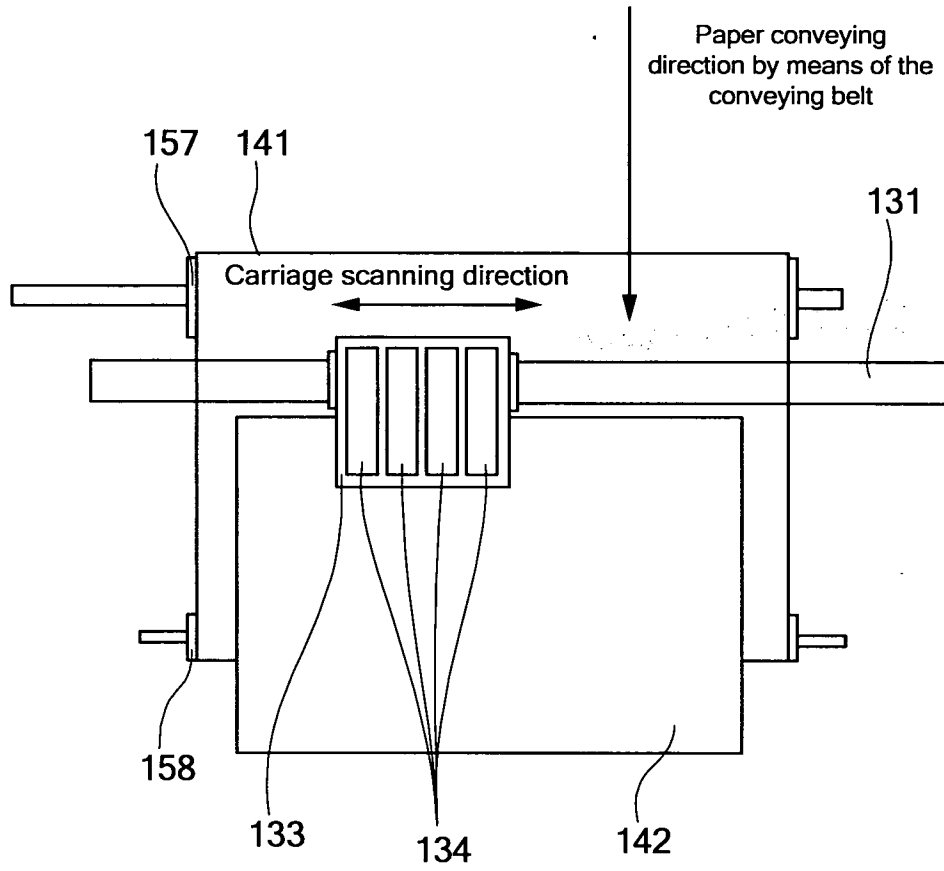


FIG. 2

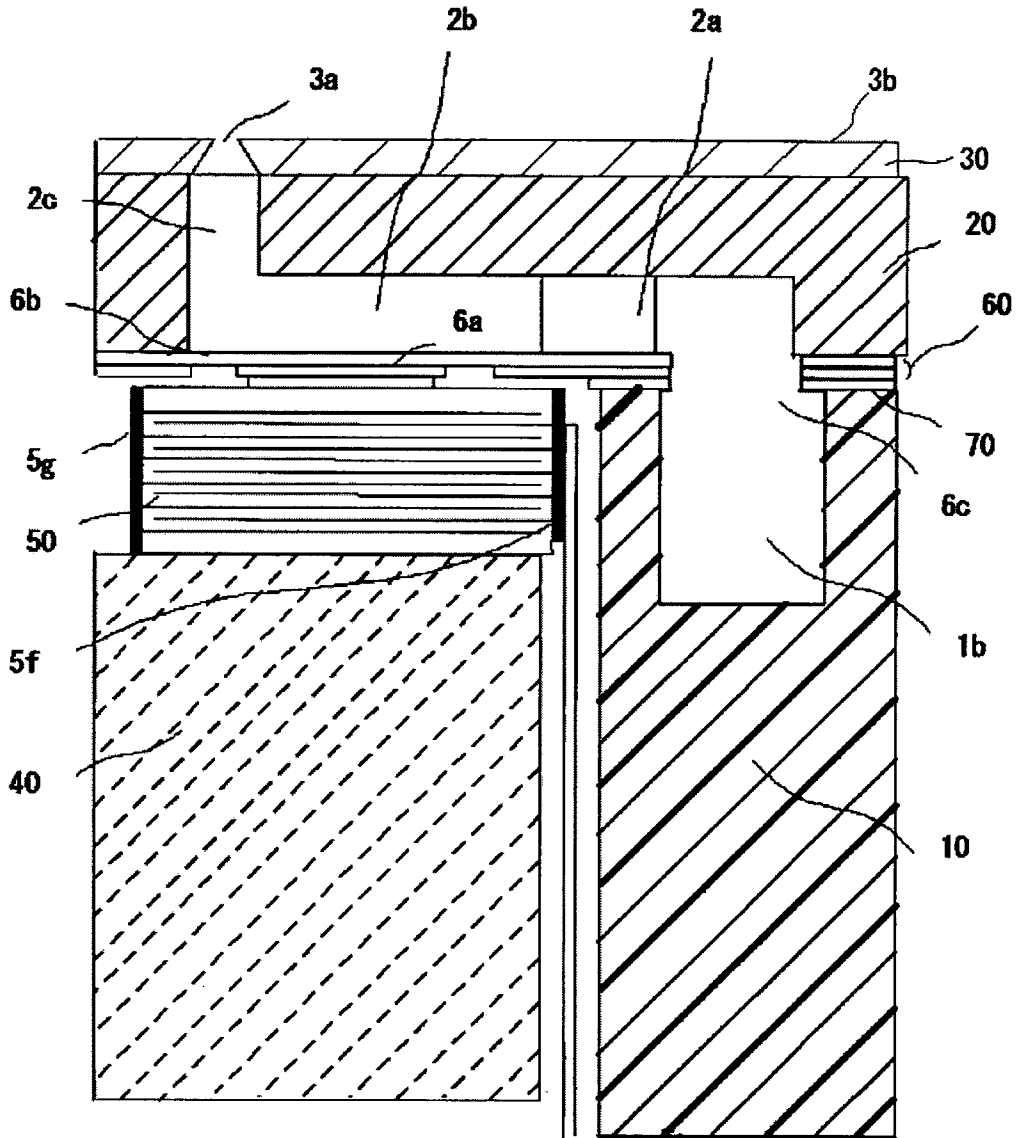


FIG. 3

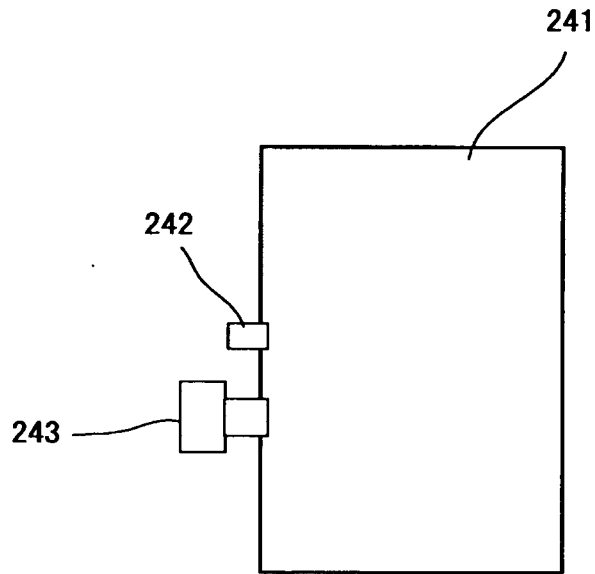
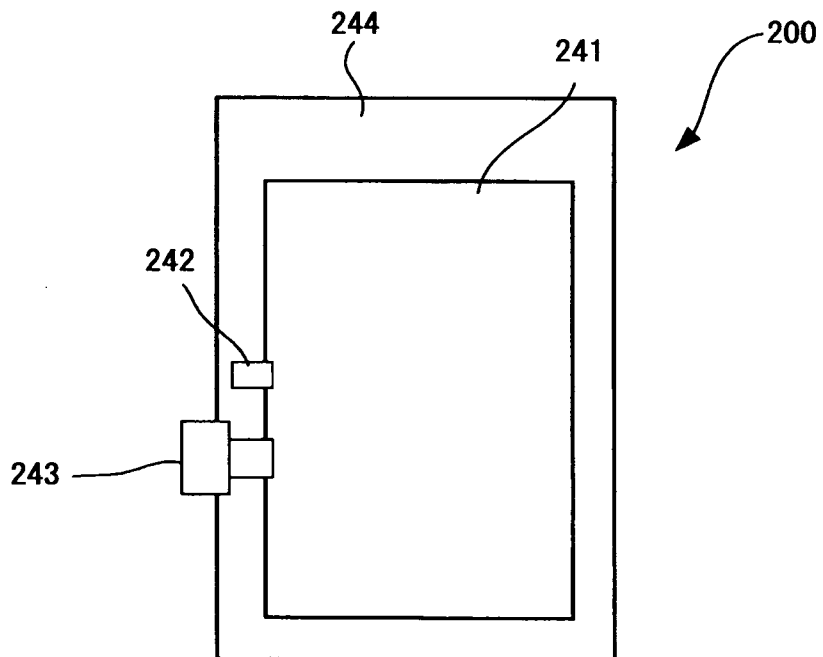


FIG. 4



INTERNATIONAL SEARCH REPORT

International application No.

PCT/JP2009/068939

A. CLASSIFICATION OF SUBJECT MATTER		
Int.Cl. C09D11/00 (2006.01) i, B41M5/00 (2006.01) i		
According to International Patent Classification (IPC) or to both national classification and IPC		
B. FIELDS SEARCHED		
Minimum documentation searched (classification system followed by classification symbols)		
Int.Cl. C09D11/00, B41M5/00		
Documentation searched other than minimum documentation to the extent that such documents are included in the fields searched		
Published examined utility model applications of Japan 1922-1996 Published unexamined utility model applications of Japan 1971-2010 Registered utility model specifications of Japan 1996-2010 Published registered utility model applications of Japan 1994-2010		
Electronic data base consulted during the international search (name of data base and, where practicable, search terms used)		
C. DOCUMENTS CONSIDERED TO BE RELEVANT		
Category*	Citation of document, with indication, where appropriate, of the relevant passages	Relevant to claim No.
A	JP 2007-84807 A (Ricoh Co., Ltd.) 2007.04.05 Paragraphs 54-62, 69 & US 2009/0239044 A & EP 1926785 A & WO 2007/023987 A1 & KR 10-2008-0038243 A & CN 101248146 A	1-8
A	JP 2007-146135 A (Ricoh Co., Ltd.) 2007.06.14 Claims & US 2009/0263632 A & EP 1940979 A & WO 2007/049782 A1 & KR 10-2008-0063856 A & CN 101321835 A	1-8
A	JP 2007-106997 A (Ricoh Co., Ltd.) 2007.04.26 Claims (No Family)	1-8
<input checked="" type="checkbox"/> Further documents are listed in the continuation of Box C. <input type="checkbox"/> See patent family annex.		
* Special categories of cited documents: "A" document defining the general state of the art which is not considered to be of particular relevance "E" earlier application or patent but published on or after the international filing date "L" document which may throw doubts on priority claim(s) or which is cited to establish the publication date of another citation or other special reason (as specified) "O" document referring to an oral disclosure, use, exhibition or other means "P" document published prior to the international filing date but later than the priority date claimed "T" later document published after the international filing date or priority date and not in conflict with the application but cited to understand the principle or theory underlying the invention "X" document of particular relevance; the claimed invention cannot be considered novel or cannot be considered to involve an inventive step when the document is taken alone "Y" document of particular relevance; the claimed invention cannot be considered to involve an inventive step when the document is combined with one or more other such documents, such combination being obvious to a person skilled in the art "&" document member of the same patent family		
Date of the actual completion of the international search		Date of mailing of the international search report
02.02.2010		16.02.2010
Name and mailing address of the ISA/JP		Authorized officer
Japan Patent Office		Masami Sakurada
3-4-3, Kasumigaseki, Chiyoda-ku, Tokyo 100-8915, Japan		4V 3771
		Telephone No. +81-3-3581-1101 Ext. 3483

INTERNATIONAL SEARCH REPORT

International application No.

PCT/JP2009/068939

C (Continuation). DOCUMENTS CONSIDERED TO BE RELEVANT		
Category*	Citation of document, with indication, where appropriate, of the relevant passages	Relevant to claim No.
A	JP 2006-282986 A (Ricoh Co., Ltd.) 2006.10.19 Claims & US 2008/0248260 A1 & EP 1794245 A & WO 2006/030978 A1 & KR 10-2007-0062554 A & CN 101040014 A	1-8