

J. R. P. Jett,

Plow.

No. 108,149.

Patented Oct. 11, 1870.

Fig. 1

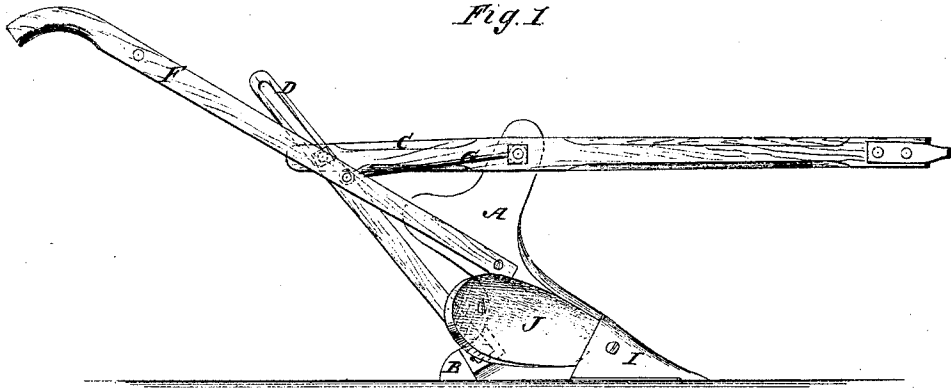


Fig. 2.





Fig. 3.



Witnesses:

J. S. Mabee  
Geo. W. Mabee

Inventor:

J. R. P. Jett  
PER M. W. C.  
Attorneys.

# UNITED STATES PATENT OFFICE.

JOHN R. P. JETT, OF KNOXVILLE, TENNESSEE.

## IMPROVEMENT IN PLOWS.

Specification forming part of Letters Patent No. **108,149**, dated October 11, 1870.

*To all whom it may concern:*

Be it known that I, JOHN R. P. JETT, of Knoxville, in the county of Knox and State of Tennessee, have invented a new and useful Improvement in Plows; and I do hereby declare that the following is a full, clear, and exact description thereof, which will enable others skilled in the art to make and use the same, reference being had to the accompanying drawings, forming part of this specification.

My invention has for its object improvement in the construction of plows, whereby they shall be better adapted for operating in different soils.

This invention consists in the arrangement of the point of the plow and a seat of peculiar construction for the reception of a thin metallic or thick wooden mold-board, all as hereinafter set forth.

Figure 1 of drawings represents a side view of my improved plow, and Fig. 2 a bottom plan view.

A indicates the standard, and B the land-side bolted thereto.

C is the beam, which is bolted to the upper end of the standard; and D, a brace-bar bolted to the landside, and slotted at its upper end to permit the adjustment of the beam, for the purpose of regulating its "pitch." The bolt E works in the slot, and serves to connect the brace to the beam.

F F are handles, bolted together at their lower ends to the standard A.

The part H, which may be termed a "seat," and which constitutes my invention, has a triangular form, and is provided with an angular shoulder, *h'*, at its rear edge. This seat is bolted to the point I, and is a permanent part of the plow or plow-frame.

As shown in the drawings, a thin metallic mold-board, J, forms a portion of the plow, which is thus adapted to work in sandy or

light dry soils. The step or shoulder *h'* of the seat H adapts the plow to use in clayey or other wet and sticky soils, since the wooden mold-board L may be secured to the seat by means of said step.

It is of great importance to the farmer, in point of economy and convenience, to possess a plow adapted for use in both sandy and clayey soils. In the former a wooden mold-board is not serviceable, since there is too much friction on its surface during the passage of the earth over it; but to a soil of opposite character it is perfectly adapted by reason of lightness and the fact that the soil will not stick to it. I employ a brace, K, which is shown secured to the metallic mold-board by means of a bolt passing through the projection *j'*. When the wooden mold-board L is attached in place of the metallic one, the brace K is bolted directly to it, its increased thickness compensating for the absence of a projection. The front end of L is shaped to adapt it to fit in the step *h'*.

I am aware that plow-standards provided with fixed or detachable projecting arms to facilitate attachment of plowshares or mold-boards of different or varying form are not new in a broad or general sense, and such construction is illustrated in the patent for a plow granted to Thomas Wiard, December the 14th, 1848, and I lay claim merely to an improvement in this direction for a specific purpose.

What I do claim as my invention is—

The arrangement of the point I and seat H *h'* for the reception of the mold-boards J or L, as desired, substantially as and for the purpose set forth.

JOHN R. P. JETT.

Witnesses:

W. T. OSBORN,  
E. A. JETT.