



US00D504431S

(12) **United States Design Patent** (10) **Patent No.:** **US D504,431 S**  
**Scully et al.** (45) **Date of Patent:** **\*\* Apr. 26, 2005**

(54) **TEMPLATE FOR USE WITH A  
PUSH-BUTTON MATRIX**

**DESCRIPTION**

(75) Inventors: **Caroline T. Scully**, Birmingham, AL (US); **Arthur R. Simpson, Jr.**, Birmingham, AL (US); **Melvin R. Shinholster**, Hoover, AL (US)

(73) Assignee: **BellSouth Intellectual Property Corporation**, Wilmington, DE (US)

(\*\*) Term: **14 Years**

(21) Appl. No.: **29/168,166**

(22) Filed: **Sep. 25, 2002**

**Related U.S. Application Data**

(63) Continuation of application No. 29/114,838, filed on Dec. 2, 1999, now abandoned.

(51) **LOC (7) Cl.** ..... **14-02**

(52) **U.S. Cl.** ..... **D14/432; D14/455**

(58) **Field of Search** ..... D14/432, 455,  
D14/456; 230/81; 428/40.1; 40/299.01;  
33/562, 563, 565; 400/689, 715; D10/46.1;  
235/145 R

**References Cited**

**U.S. PATENT DOCUMENTS**

- 3,560,964 A \* 2/1971 Bedell et al.
- 4,075,465 A \* 2/1978 Funk et al.
- 4,682,551 A \* 7/1987 Toman

(Continued)

*Primary Examiner*—M. H. Tung

(74) *Attorney, Agent, or Firm*—Walters & Zimmerman;  
Geoff Sutcliffe; Jennifer Medlin

(57) **CLAIM**

The ornamental design for a template for use with a push-button matrix, as shown and described.

FIG. 1 is a front elevational view of a template for a push-button matrix, the areas around the upper left corner and lower right corner openings are shaded to represent the color blue;

FIG. 2 is a right side elevational view thereof, the left side is identical;

FIG. 3 is a top plan view thereof, the bottom view is identical;

FIG. 4 is a perspective view of a second embodiment thereof, the areas around the upper left corner and lower right corner openings are shaded to represent the color green;

FIG. 5 is a front elevational view of a third embodiment thereof, the areas around the upper left corner and lower right corner openings are shaded to represent the color red;

FIG. 6 is a front elevational view of a fourth embodiment thereof, the areas around the upper left corner and lower right corner openings are shaded to represent the color brown;

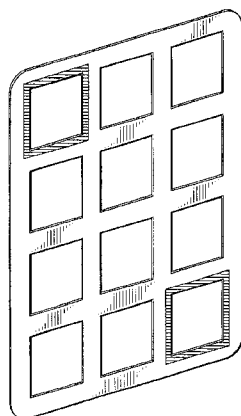
FIG. 7 is a front elevational view of a fifth embodiment thereof, the areas around the upper left corner and lower right corner openings are shaded to represent the color black;

FIG. 8 is a front elevational view of a sixth embodiment thereof, the areas around the upper left corner and lower right corner openings are shaded to represent the color gold; FIG. 9 is a front elevational view of a seventh embodiment thereof, the areas around the upper left corner and lower right corner openings are shaded to represent the color orange;

FIG. 10 is a front elevational view of an eighth embodiment thereof, the areas around the upper left corner and lower right corner openings are shaded to represent the color purple; and,

FIG. 11 is a front elevational view of a ninth embodiment thereof, the areas around the upper left corner and lower right corner openings are shaded to represent the color silver. The right side, left side, top and bottom views shown in FIGS. 2 and 3 also describe the corresponding views for the second through the ninth embodiments.

**1 Claim, 3 Drawing Sheets**




U.S. PATENT DOCUMENTS

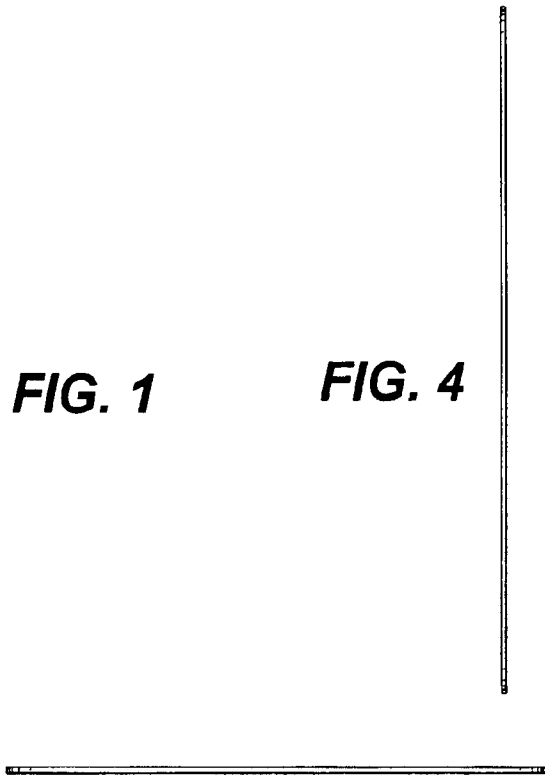
D291,993 S \* 9/1987 Duffin, II  
D291,995 S \* 9/1987 Duffin, II  
4,935,888 A \* 6/1990 Heston et al.  
5,058,285 A \* 10/1991 Morita et al.  
5,136,787 A \* 8/1992 Phills  
5,174,031 A \* 12/1992 Davis  
D335,125 S \* 4/1993 Frankel  
D355,216 S \* 2/1995 Grant

D359,004 S \* 6/1995 Barrett et al.  
5,579,117 A \* 11/1996 Arsenault et al.  
D391,242 S \* 2/1998 Roberts  
5,763,121 A \* 6/1998 Randall  
5,917,905 A \* 6/1999 Whipple et al.  
6,142,783 A \* 11/2000 Rocha  
6,177,925 B1 \* 1/2001 Soloway

\* cited by examiner



**FIG. 1**





**FIG. 4**




**FIG. 3**

**FIG. 2**






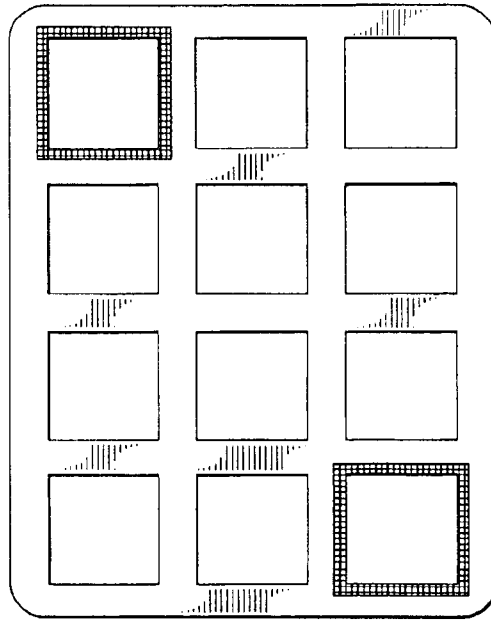
**FIG. 5**




**FIG. 6**



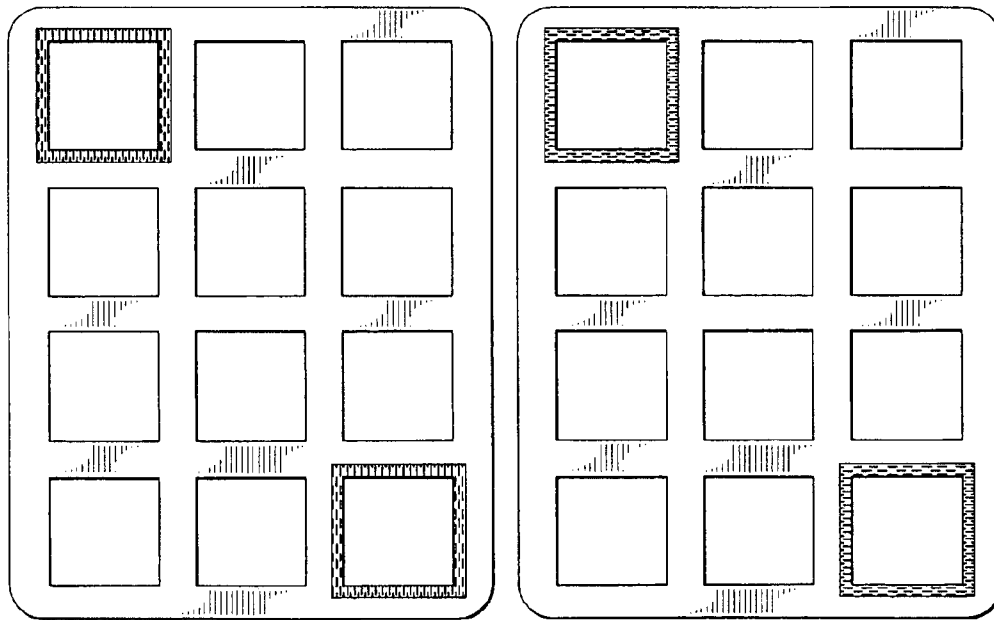
**FIG. 7**



**FIG. 8**



**FIG. 9**



**FIG. 10**

**FIG. 11**