



US00D334087S

# United States Patent [19]

[11] Patent Number: **Des. 334,087**

Goetz

[45] Date of Patent: **\*\* Mar. 16, 1993**

[54] PET CARRIER OR SIMILAR ARTICLE

4,590,885 5/1986 Sugiura ..... 119/19

[75] Inventor: **Charles R. Goetz, Carnegie, Pa.**

4,679,670 7/1987 Wickman ..... 190/18

4,852,520 8/1989 Goetz ..... 119/19

[73] Assignee: **Alco Industries, Inc., Valley Forge, Pa.**

### FOREIGN PATENT DOCUMENTS

2650902 5/1978 Fed. Rep. of Germany ..... 119/17

2065440 7/1981 United Kingdom ..... D30/114

[\*\*] Term: **14 Years**

### OTHER PUBLICATIONS

[21] Appl. No.: **461,453**

Fred Meyer, "Dorskocil Kennel Cab", p. 2 of 4 flyer, May 6-Jun. 2, 1987.

[22] Filed: **Jan. 5, 1990**

Swing A Cat; Design 408, Dec. 1982, p. 28-top left item.

[52] U.S. Cl. .... **D30/108; 119/19**

[58] Field of Search ..... D30/108-109, D30/112-118, 120, 161; 119/15, 17, 19, 29, 28.5, 28, 165, 168, 16; 229/120, 120.1

*Primary Examiner*—A. Hugo Word

*Assistant Examiner*—Cathy Anne MacCormac

*Attorney, Agent, or Firm*—Webb, Burden, Ziesenheim & Webb

[56] **References Cited**

### U.S. PATENT DOCUMENTS

D. 189,237	11/1960	Hufeisen	.....	D30/109
D. 214,566	7/1969	Swinney	.....	D30/109
D. 220,961	6/1971	Ringelman et al.	.....	D30/109
D. 227,126	6/1973	Brison	.....	D30/109
D. 300,968	5/1989	Conner	.....	D30/161
D. 308,429	6/1990	Van Skiver	.....	D30/109
D. 312,333	11/1990	Van Skiver	.....	D30/109
D. 314,251	1/1991	Van Skiver	.....	D30/109
D. 319,117	8/1991	Goetz	.....	D30/161
3,490,417	1/1970	Swinney	.....	119/19
3,710,761	1/1973	Gregory	.....	119/19
3,771,168	11/1973	Brison	.....	220/4 R
4,111,157	9/1978	Haugen	.....	119/165

[57] **CLAIM**

The ornamental design for a pet carrier or similar article, as shown and described.

### DESCRIPTION

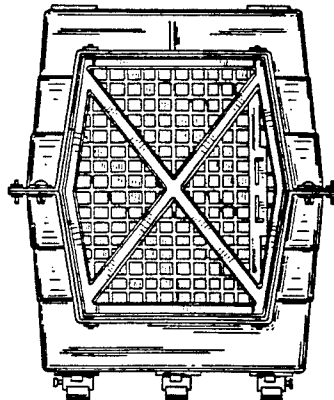

FIG. 1 is a top plan view of a pet carrier or similar article showing my new design;

FIG. 2 is a right side elevational view thereof, the left side being a mirror image of the right side shown;

FIG. 3 is a bottom plan view thereof;

FIG. 4 is a front elevational view thereof; and,

FIG. 5 is a rear elevational view thereof.






Fig. 1




Fig. 2

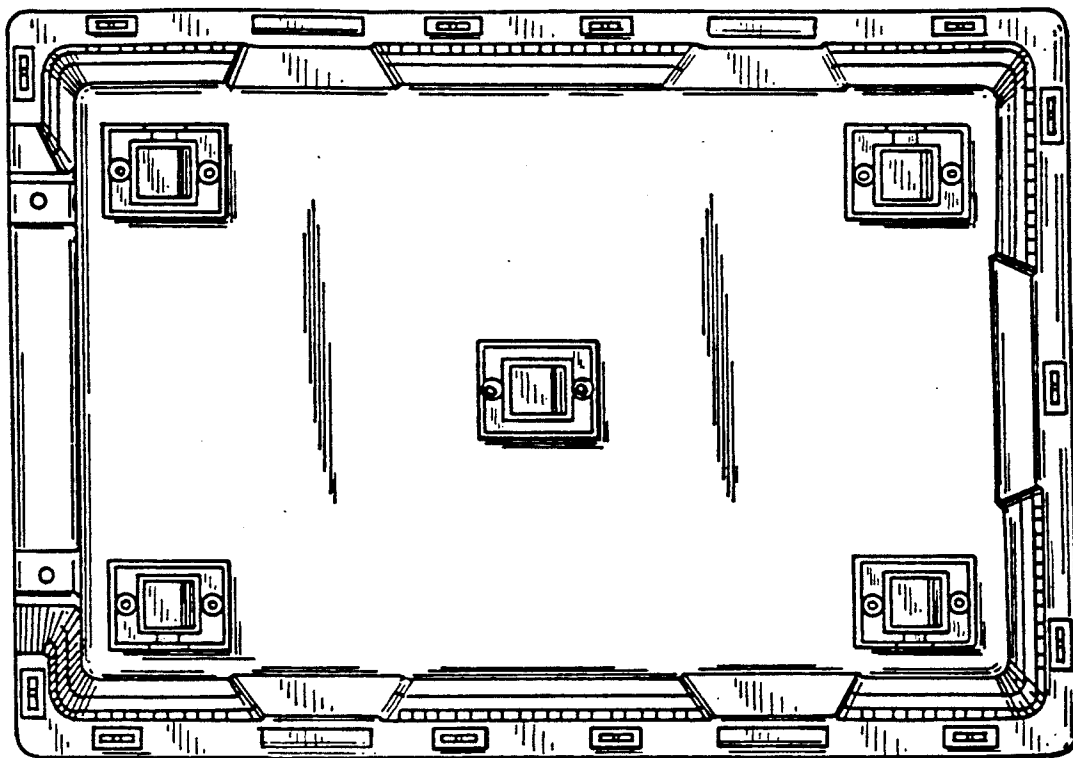


Fig. 3

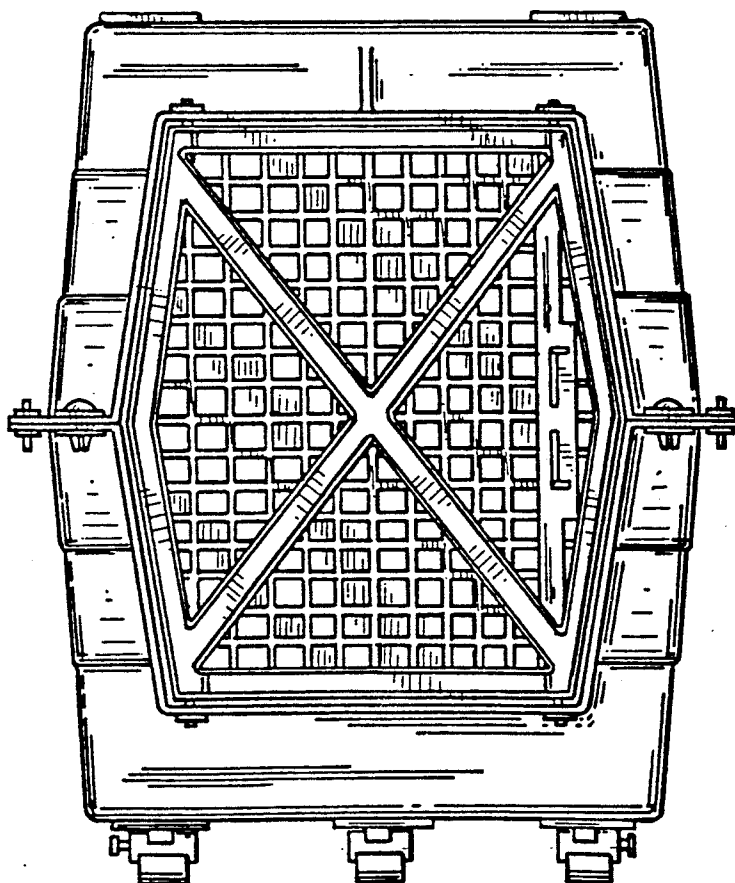


Fig. 4




Fig. 5