



US00D476293S

(12) **United States Design Patent**
Tada et al.

(10) **Patent No.:** **US D476,293 S**

(45) **Date of Patent:** **** Jun. 24, 2003**

(54) **BATTERY**

(75) Inventors: **Futoshi Tada**, Osaka (JP); **Kenji Yamamoto**, Osaka (JP); **Susumu Kato**, Osaka (JP)

(73) Assignee: **Matsushita Electric Industrial Co., Ltd.**, Osaka (JP)

(**) Term: **14 Years**

(21) Appl. No.: **29/164,517**

(22) Filed: **Jul. 25, 2002**

(51) **LOC (7) Cl.** **13-02**

(52) **U.S. Cl.** **D13/103; D13/120**

(58) **Field of Search** D13/120, 133, D13/103; D11/220; 439/775, 799, 500, 816-818, 834, 856, 848, 857, 859, 860; 429/121, 178; 24/108, 662, 672, 677, 681

(56) **References Cited**

U.S. PATENT DOCUMENTS

3,347,709 A	*	10/1967	Taylor et al.	429/153
3,613,181 A	*	10/1971	Taylor	24/662
3,769,664 A	*	11/1973	Parera	24/662 X
4,147,838 A	*	4/1979	Leffingwell	429/178 X
D252,990 S	*	9/1979	Gietzen	D13/120

4,226,497 A	*	10/1980	Polonsky et al.	439/500 X
4,239,322 A	*	12/1980	Gordon, Jr.	439/848 X
4,602,202 A	*	7/1986	Mundschenk et al.	320/106
5,134,046 A	*	7/1992	Chow et al.	429/176
5,143,804 A	*	9/1992	McArthur et al.	429/148
6,067,694 A	*	5/2000	Candotti	24/662

* cited by examiner

Primary Examiner—Joel Sincavage

(74) *Attorney, Agent, or Firm*—Christensen O'Connor Johnson Kindness PLLC

(57) **CLAIM**

The ornamental design for a battery, as shown and described.

DESCRIPTION

FIG. 1 is a perspective view of the top, front and left side of a battery showing our new design;
FIG. 2 is a front view thereof;
FIG. 3 is a top plan thereof;
FIG. 4 is a bottom view thereof;
FIG. 5 is a rear view thereof;
FIG. 6 is a left side view thereof; and,
FIG. 7 is a right side view thereof.

The elements shown in phantom lines do not form any part of the claimed design.

1 Claim, 2 Drawing Sheets




FIG. 1




FIG. 2



FIG. 3

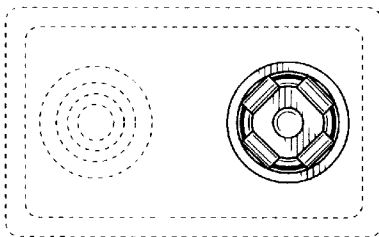


FIG. 4



FIG. 5




FIG. 6




FIG. 7

