



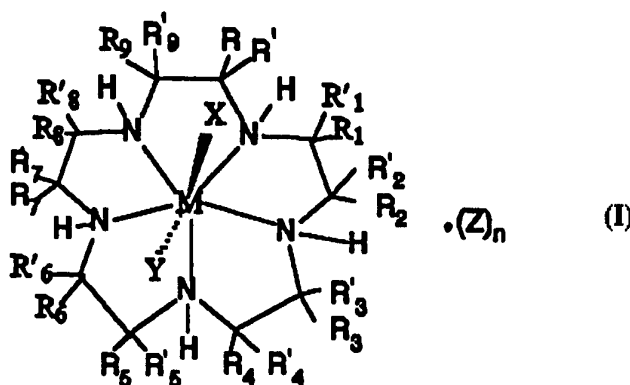
INTERNATIONAL APPLICATION PUBLISHED UNDER THE PATENT COOPERATION TREATY (PCT)

<p>(51) International Patent Classification ⁶ : A61K 49/00, 51/06</p>	<p>A1</p>	<p>(11) International Publication Number: WO 97/06830</p> <p>(43) International Publication Date: 27 February 1997 (27.02.97)</p>
<p>(21) International Application Number: PCT/US96/13044</p> <p>(22) International Filing Date: 16 August 1996 (16.08.96)</p> <p>(30) Priority Data: 60/002,394 17 August 1995 (17.08.95) US</p> <p>(60) Parent Application or Grant (63) Related by Continuation US 60/002,394 (CON) Filed on 17 August 1995 (17.08.95)</p> <p>(71) Applicant (for all designated States except US): MONSANTO COMPANY [US/US]; 800 North Lindbergh Boulevard, St. Louis, MO 63167 (US).</p> <p>(72) Inventors; and (75) Inventors/Applicants (for US only): NEUMANN, William, L. [US/US]; 844 Reindeer Drive, Ballwin, MO 63021 (US). RILEY, Dennis, P. [US/US]; 800 Chancellor Heights Drive, Ballwin, MO 63011 (US). WEISS, Randy, H. [US/US]; 3074 Woodbridge Estates Drive, St. Louis, MO 63129 (US). HENKE, Susan, L. [US/US]; 123 Parsons Avenue, Webster Groves, MO 63119 (US). LENNON, Patrick, J. [US/US]; 7540 Wydown Boulevard #3W, Clayton, MO 63105 (US).</p>		<p>ASTON, Karl, W. [US/US]; 19040 Sunflower Ridge Lane, Pacific, MO 63069 (US).</p> <p>(74) Agents: ROTH, Michael, J. et al.; G.D. Searle & Co., Corporate Patent Dept., P.O. Box 5110, Chicago, IL 60680-5110 (US).</p> <p>(81) Designated States: AL, AM, AT, AU, AZ, BB, BG, BR, BY, CA, CH, CN, CU, CZ, DE, DK, EE, ES, FI, GB, GE, HU, IL, IS, JP, KE, KG, KP, KR, KZ, LK, LR, LS, LT, LU, LV, MD, MG, MK, MN, MW, MX, NO, NZ, PL, PT, RO, RU, SD, SE, SG, SI, SK, TJ, TM, TR, TT, UA, UG, US, UZ, VN, ARIPO patent (KE, LS, MW, SD, SZ, UG), Eurasian patent (AM, AZ, BY, KG, KZ, MD, RU, TJ, TM), European patent (AT, BE, CH, DE, DK, ES, FI, FR, GB, GR, IE, IT, LU, MC, NL, PT, SE), OAPI patent (BF, BJ, CF, CG, CI, CM, GA, GN, ML, MR, NE, SN, TD, TG).</p> <p>Published With international search report.</p>

(54) Title: METHODS OF DIAGNOSTIC IMAGE ANALYSIS USING BIOCONJUGATES OF METAL COMPLEXES OF NITROGEN-CONTAINING MACROCYCLIC LIGANDS

(57) Abstract

The present invention is directed to bioconjugates of complexes represented by formula (I), wherein R, R', R₁, R'₁, R₂, R'₂, R₃, R'₃, R₄, R'₄, R₅, R'₅, R₆, R'₆, R₇, R'₇, R₈, R'₈, R₉, R'₉, M, X, Y, Z and n are defined herein for use as contrast agents in diagnostic imaging.



FOR THE PURPOSES OF INFORMATION ONLY

Codes used to identify States party to the PCT on the front pages of pamphlets publishing international applications under the PCT.

AM	Armenia	GB	United Kingdom	MW	Malawi
AT	Austria	GE	Georgia	MX	Mexico
AU	Australia	GN	Guinea	NE	Niger
BB	Barbados	GR	Greece	NL	Netherlands
BE	Belgium	HU	Hungary	NO	Norway
BF	Burkina Faso	IE	Ireland	NZ	New Zealand
BG	Bulgaria	IT	Italy	PL	Poland
BJ	Benin	JP	Japan	PT	Portugal
BR	Brazil	KE	Kenya	RO	Romania
BY	Belarus	KG	Kyrgystan	RU	Russian Federation
CA	Canada	KP	Democratic People's Republic of Korea	SD	Sudan
CF	Central African Republic	KR	Republic of Korea	SE	Sweden
CG	Congo	KZ	Kazakhstan	SG	Singapore
CH	Switzerland	LI	Liechtenstein	SI	Slovenia
CI	Côte d'Ivoire	LK	Sri Lanka	SK	Slovakia
CM	Cameroon	LR	Liberia	SN	Senegal
CN	China	LT	Lithuania	SZ	Swaziland
CS	Czechoslovakia	LU	Luxembourg	TD	Chad
CZ	Czech Republic	LV	Latvia	TG	Togo
DE	Germany	MC	Monaco	TJ	Tajikistan
DK	Denmark	MD	Republic of Moldova	TT	Trinidad and Tobago
EE	Estonia	MG	Madagascar	UA	Ukraine
ES	Spain	ML	Mali	UG	Uganda
FI	Finland	MN	Mongolia	US	United States of America
FR	France	MR	Mauritania	UZ	Uzbekistan
GA	Gabon			VN	Viet Nam

-2-

substantial time interval during which imaging can be done.

In the NMR imaging process, protons in the water of the body relax via two mechanisms. The respective
5 relaxation times are referred to as T_1 and T_2 . The rate at which the relaxation process occurs may be altered for some water molecules by giving values that contrast with the norm.

Compounds that enhance NMR images, referred to as
10 contrast agents, are generally paramagnetic in nature. These may be organic free radicals or transition/lanthanide metals which have from one to seven unpaired electrons.

A necessary prerequisite of any ligand that binds
15 a metal to form a contrast agent is that the resulting contrast agent be stable so as to prevent the loss of the metal and its subsequent accumulation in the body. Other considerations include an ability to reversibly bind water, which in turn increases its contrastability
20 and decreases the dose level required. This ability is clearly important since the interaction between any two nuclear spins through space decreases at a rate equal to the reciprocal of the distance raised to the sixth power.

25 U.S. Pat. No. 4,647,447 discloses use of an NMR image enhancer consisting of the salt of an anion of a complexing acid and a paramagnetic metal anion. A preferred embodiment is the gadolinium chelate of diethylenetriaminepentaacetic acid (Gd DTPA), which is
30 now commercially available from Nycomed Salutar, Inc. under the trade name Magnevist for use as an NMR contrast agent. From the data reported therein these appear to perform well. However, this compound is rapidly excreted by the kidneys, making the timing of
35 the injection extremely critical. Furthermore, there is

-3-

virtually no uptake by any solid organ, such as the heart, pancreas or liver.

However, while a number of gadolinium contrast agents are known, there remains the possibility that
5 small amounts of free lanthanides are being released, by decomposition of the agent, into the body. Not being a naturally existing metal in the body, little is known about long term effects.

Other nitrogen-containing macrocyclic ligands
10 have been suggested for use as NMR contrast agents. Jackels, S. C. et al, "Aqueous Proton NMR Relaxation Enhancements by Manganese(II) Macrocyclic Complexes: Structure-Relaxivity Relationships", *Inorg. Chem.*, **31**, 234-239 (1992) discloses fifteen-membered nitrogen-
15 containing ring complexes. However, these compounds suffer from being insufficiently stable and/or colored, and as such are inadequate for application as MRI contrast agents.

Therefore, it would be highly desirable to
20 develop alternative contrast agents which avoid one or more of the aforementioned disadvantages. It would also be desirable to be able to direct the contrast agents to a desired target in the body where the compound can be concentrated for optimal effect. Without some way to
25 render the compounds "targeting", increased dosages are sometimes necessary in order to obtain an efficacious concentration at the site of interest. Such increased dosages can sometimes result in undesirable side effects in the patient.

30 It has now been discovered that metal complexes of substituted nitrogen-containing macrocyclic ligands which have increased kinetic, thermodynamic and oxidative stability, and which can be substituted to control lipophilicity, i.e. biodistribution, avoid the
35 problems of the aforementioned contrast agents while providing good contrastability. It has also now been

-4-

found that the macrocycles or metal complexes of the present invention can be attached, i.e. conjugated, to one or more targeting biomolecule(s) via a linker group to form a targeting biomolecule-macrocycle or targeting
5 biomolecule-metal complex conjugate.

SUMMARY OF THE INVENTION

It is an object of the invention to provide
10 magnetic resonance imaging (MRI) contrast agents having kinetic stability, i.e. the rate at which the paramagnetic metal dissociates from the metal complexes of the invention. It is a further object of the invention to provide bioconjugates of metal complexes of
15 nitrogen-containing fifteen-membered macrocyclic ligands that are useful as MRI contrast agents in which the biodistribution of the contrast agents can be controlled. It is yet a further object of the invention to provide MRI contrast agents having oxidative
20 stability and hydrogen bonding. It is a still further object of the invention to provide metal complexes which are useful as X-ray or ultrasound contrast agents, and which can be used in scintigraphy and radiotherapy.

According to the invention, bioconjugates of
25 metal complexes of nitrogen-containing fifteen-membered macrocyclic ligands are provided wherein (1) one to five of the "R" groups are attached to biomolecules via a linker group, (2) one of X, Y and Z is attached to a biomolecule via a linker group, or (3) one to five of
30 the "R" groups and one of X, Y and Z are attached to biomolecules via a linker group; and biomolecules are independently selected from the group consisting of steroids, carbohydrates, fatty acids, amino acids, peptides, proteins, antibodies, vitamins, lipids,
35 phospholipids, phosphates, phosphonates, nucleic acids, enzyme substrates, enzyme inhibitors and enzyme receptor

-5-

substrates and the linker group is derived from a substituent attached to the "R" group or X, Y and Z which is reactive with the biomolecule and is selected from the group consisting of -NH₂, -NHR₁₀, -SH, -OH, 5 -COOH, -COOR₁₀, -CONH₂, -NCO, -NCS, -COOX", alkenyl, alkynyl, halide, tosylate, mesylate, tresylate, triflate and phenol, wherein R₁₀ is alkyl, aryl, or alkylaryl and X" is a halide.

Further according to the invention, a method of 10 magnetic resonance imaging is provided which comprises administering to a human or non-human animal subject a contrast medium comprising a physiologically compatible paramagnetic metal complex of the present invention and a non-toxic, pharmaceutically acceptable carrier, 15 adjuvant or vehicle, and generating a magnetic resonance image of at least a part of the subject.

Further according to the invention, a method of diagnostic imaging is provided which comprises administering to a human or non-human animal subject a 20 diagnostic agent comprising a physiologically compatible heavy metal complex of the present invention and a non-toxic, pharmaceutically acceptable carrier, adjuvant or vehicle, and generating an X-ray, ultrasound or scintigraphic image of at least a part of the subject.

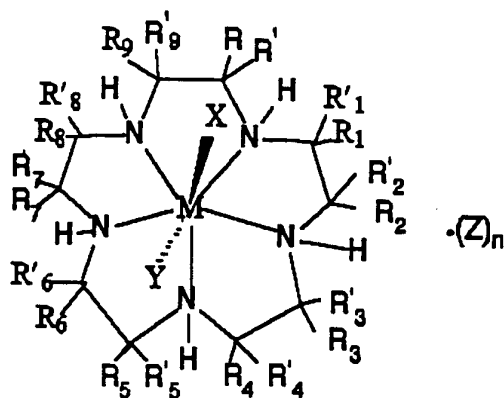
25 Further according to the invention, a method of radiotherapy practiced on a human or non-human animal subject is provided which comprises administering to the subject a radioactive agent comprising a physiologically compatible radioactive metal complex of the present 30 invention and a non-toxic, pharmaceutically acceptable carrier, adjuvant or vehicle.

DETAILED DESCRIPTION OF THE INVENTION

35 The metal complexes of the invention used as MRI contrast agents, as diagnostic agents in X-ray, ultra-

-6-

sound or scintigraphic image analysis, or as radiotherapy agents are represented by the formula:



- 5 wherein R, R', R₁, R₁', R₂, R₂', R₃, R₃', R₄, R₄', R₅, R₅', R₆, R₆', R₇, R₇', R₈, R₈', R₉ and R₉' independently represents hydrogen, alkyl, alkenyl, alkynyl, cycloalkyl, cycloalkenyl, cycloalkylalkyl, cycloalkylcycloalkyl, cycloalkenylalkyl, alkylcycloalkyl, alkenylcycloalkyl, alkylcycloalkenyl, alkenylcycloalkenyl, heterocyclic, aryl and aralkyl radicals and radicals attached to the
- 10 α-carbon of α-amino acids; or R₁ or R₁' and R₂ or R₂', R₃ or R₃' and R₄ or R₄', R₅ or R₅' and R₆ or R₆', R₇ or R₇' and R₈ or R₈', and R₉ or R₉' and R or R' together with the carbon atoms to which they are attached
- 15 independently form a saturated, partially saturated or unsaturated cyclic having 3 to 20 carbon atoms; or R or R' and R₁ or R₁', R₂ or R₂' and R₃ or R₃', R₄ or R₄' and R₅ or R₅', R₆ or R₆' and R₇ or R₇', and R₈ or R₈' and R₉ or R₉' together with the carbon atoms to which they are attached independently form a nitrogen containing
- 20 heterocycle having 2 to 20 carbon atoms provided that when the nitrogen containing heterocycle is an aromatic

-7-

heterocycle which does not contain a hydrogen attached to the nitrogen, the hydrogen attached to the nitrogen in said formula, which nitrogen is also in the macrocycle and the R groups attached to the same carbon atoms of the macrocycle are absent; and combinations thereof; and wherein (1) one to five of the "R" groups are attached to biomolecules via a linker group, (2) one of X, Y and Z is attached to a biomolecule via a linker group, or (3) one to five of the "R" groups and one of X, Y and Z are attached to biomolecules via a linker group; and biomolecules are independently selected from the group consisting of steroids, carbohydrates, fatty acids, amino acids, peptides, proteins, antibodies, vitamins, lipids, phospholipids, phosphates, phosphonates, nucleic acids, enzyme substrates, enzyme inhibitors and enzyme receptor substrates via a linker group wherein the linker group is derived from a substituent attached to the "R" group or X, Y and Z which is reactive with the biomolecule and is selected from the group consisting of $-NH_2$, $-NHR_{10}$, $-SH$, $-OH$, $-COOH$, $-COOR_{10}$, $-CONH_2$, $-NCO$, $-NCS$, $-COOX''$, alkenyl, alkynyl, halide, tosylate, mesylate, tresylate, triflate and phenol, wherein R_{10} is alkyl, aryl, or alkylaryl and X'' is a halide.

X, Y and Z represent suitable ligands or charge-neutralizing anions which are derived from any monodentate or polydentate coordinating ligand or ligand system or the corresponding anion thereof (for example benzoic acid or benzoate anion, phenol or phenoxide anion, alcohol or alkoxide anion). X, Y and Z are independently selected from the group consisting of halide, oxo, aquo, hydroxo, alcohol, phenol, dioxygen, peroxy, hydroperoxy, alkylperoxy, arylperoxy, ammonia, alkylamino, arylamino, heterocycloalkyl amino, heterocycloaryl amino, amine oxides, hydrazine, alkyl hydrazine, aryl hydrazine, nitric oxide, cyanide,

cyanate, thiocyanate, isocyanate, isothiocyanate, alkyl nitrile, aryl nitrile, alkyl isonitrile, aryl isonitrile, nitrate, nitrite, azido, alkyl sulfonic acid, aryl sulfonic acid, alkyl sulfoxide, aryl
5 sulfoxide, alkyl aryl sulfoxide, alkyl sulfenic acid, aryl sulfenic acid, alkyl sulfinic acid, aryl sulfinic acid, alkyl thiol carboxylic acid, aryl thiol carboxylic acid, alkyl thiol thiocarboxylic acid, aryl thiol thiocarboxylic acid, alkyl carboxylic acid (such
10 as acetic acid, trifluoroacetic acid, oxalic acid), aryl carboxylic acid (such as benzoic acid, phthalic acid), urea, alkyl urea, aryl urea, alkyl aryl urea, thiourea, alkyl thiourea, aryl thiourea, alkyl aryl thiourea, sulfate, sulfite, bisulfate, bisulfite, thiosulfate,
15 thiosulfite, hydrosulfite, alkyl phosphine, aryl phosphine, alkyl phosphine oxide, aryl phosphine oxide, alkyl aryl phosphine oxide, alkyl phosphine sulfide, aryl phosphine sulfide, alkyl aryl phosphine sulfide, alkyl phosphonic acid, aryl phosphonic acid, alkyl
20 phosphinic acid, aryl phosphinic acid, alkyl phosphinous acid, aryl phosphinous acid, phosphate, thiophosphate, phosphite, pyrophosphite, triphosphate, hydrogen phosphate, dihydrogen phosphate, alkyl guanidino, aryl guanidino, alkyl aryl guanidino, alkyl carbamate, aryl
25 carbamate, alkyl aryl carbamate, alkyl thiocarbamate, aryl thiocarbamate, alkyl aryl thiocarbamate, alkyl dithiocarbamate, aryl dithiocarbamate, alkyl aryl dithiocarbamate, bicarbonate, carbonate, perchlorate, chlorate, chlorite, hypochlorite, perbromate, bromate,
30 bromite, hypobromite, tetrahalomanganate, tetrafluoroborate, hexafluorophosphate, hexafluoroantimonate, hypophosphite, iodate, periodate, metaborate, tetraaryl borate, tetra alkyl borate, tartrate, salicylate, succinate, citrate, ascorbate,
35 saccharinate, amino acid, hydroxamic acid, thiotosylate, and anions of ion exchange resins, or

-9-

systems where one or more of X, Y and Z are independently attached to one or more of the "R" groups, wherein n is an integer from 0 to 3. The preferred ligands from which X, Y and Z are selected include
5 halide, organic acid, nitrate and bicarbonate anions.

The metal atoms or anions, M, which are suitable for use in the complexes of the invention as MRI contrast agents are paramagnetic metals having atomic numbers 21-29, 42-44 and 57-71. The complexes for use
10 as MRI contrast agents are those wherein the preferred metal is Eu, Gd, Dy, Ho, Cr, Mn or Fe, more preferably Gd(III) or Mn(II), and most preferably Mn(II).

The metal atoms or anions, M, which are suitable for use in the complexes of the invention as X-ray or
15 ultrasound contrast agents are heavy metals having atomic numbers 20-32, 42-44, 49 and 57-83. The complexes for use as X-ray or ultrasound contrast agents are those wherein the preferred metal is a non-radioactive metal having atomic numbers 42-44, 49 and
20 57-83, and most preferably Gd, Dy or Yb.

The metal atoms or anions, M, of the complexes of the invention which are suitable for use in scintigraphic and radiotherapy are radioactive metals of any conventional complexable radioactive metal isotope,
25 preferably those having atomic numbers 20-32, 42-44, 49 and 57-83. In scintigraphy, the most preferred metals are ^{99m}Tc or ^{111}In . In radiotherapy, the most preferred metals are ^{153}Sm , ^{67}Cu or ^{90}Y .

The linker groups, also termed herein "linker",
30 are derived from the specified functional groups attached to the "R" groups or X, Y and Z, and function to link the biomolecule to the "R" groups or X, Y and Z. The functional groups are selected from the group consisting of $-\text{NH}_2$, $-\text{NHR}_{10}$, $-\text{SH}$, $-\text{OH}$, $-\text{COOH}$, $-\text{COOR}_{10}$,
35 $-\text{CONH}_2$, $-\text{NCO}$, $-\text{NCS}$, $-\text{COOX}$, alkenyl, alkynyl, halide, tosylate, mesylate, tresylate, triflate and phenol

-10-

wherein R₁₀ is alkyl, aryl, or alkaryl and X" is a halide. Currently, the preferred alkenyl group is ethenyl and the preferred alkynyl group is ethynyl. The functional groups on the "R" groups or X, Y and Z are

5 reactive with the biomolecule, i.e. reactive with a functional group on the steroids, carbohydrates, fatty acids, amino acids, peptides, proteins, antibodies, vitamins, lipids, phospholipids, phosphates, phosphonates, nucleic acids, enzyme substrates, enzyme

10 inhibitors, enzyme receptor substrates and other targeting biomolecules of interest. When the functional group attached to the "R" groups or X, Y and Z reacts with the biomolecule, the functional group is modified and it is this derived functional group which is the

15 linker. For example, when an -NH₂ functional group attached to an "R" group is reacted with a steroid such as in Example 1, the linker is -NH-. The exact structure of specific linker groups will be readily apparent to those of ordinary skill in the art and will

20 depend on the specific functional group and biomolecule selected. The specific reaction conditions for reacting a functional group attached to "R" groups or X, Y and Z with a biomolecule will be readily apparent to those of ordinary skill in the art.

25 The functional group useful to form the linker, defined herein as a "linker precursor", may be present on the "R" groups at the time the macrocycle is prepared or it may be added or modified after preparation of the macrocycle or metal complex thereof. Similarly, the

30 linker precursor can be present on an axial ligand, i.e. X, Y or Z, when the metal complex is prepared or an exchange reaction of the axial ligands is conducted to exchange the axial ligands is conducted to exchange to axial ligand present in the metal complex.

35 The macrocycle of the present invention can be complexed with the metal either before or after

-11-

conjugation with the targeting biomolecule depending on the specific biomolecule utilized. The conjugate of the macrocyclic complex and the targeting biomolecule is defined herein as a "bioconjugate".

- 5 Targeting of drugs is well known to those of ordinary skill in the art. See, for example, J. A. Katzenellenbogen et al, *Journal of Nuclear Medicine*, Vol. 33, No. 4, 1992, 558, and J.A. Katzenellenbogen et al, *Bioconjugate Chemistry*, 1991, 2, 353.
- 10 Targeting agents are typically biomolecules. The biomolecules of the invention are biologically active molecules that are site specific, i.e. known to concentrate in the particular organ or tissue of interest. The biomolecules are selected to direct the
- 15 tissue distribution of the bioconjugate via receptor binding, membrane association, membrane solubility, and the like. These biomolecules include, for example, steroids, carbonhydrates (including monosaccharides, disaccharides and polysaccharides), fatty acids, amino
- 20 acids, peptides, proteins, antibodies (including polyclonal and monoclonal and fragments thereof), vitamins, lipids, phospholipids, phosphates, phosphonates, nucleic acids, enzyme substrates, enzyme inhibitors and enzyme receptor substrates. The
- 25 biomolecules also include those biomolecules which are combinations of the above biomolecules, such as a combination of a steroid with a carbohydrate, e.g. digitonin.

The particular biomolecules which can be utilized

30 to target a desired organ or tissue are known in the art or it will be readily apparent to those of ordinary skill in the art. The biomolecules of the invention are commercially available or can readily be prepared by one of ordinary skill in the art using conventional methods.

35 It is currently preferred that a maximum of one "R" group attached to the carbon atoms located between

-12-

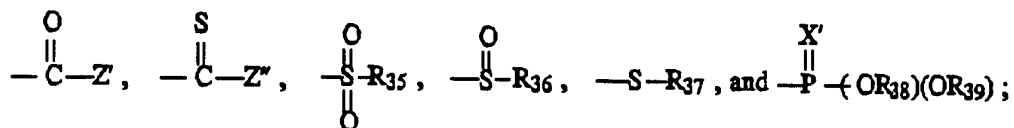
nitrogen atoms in the macrocycle has a biomolecule attached via a linker. In addition, the preferred compounds are those which have one to five, most preferably one to two, of the "R" groups attached to
5 biomolecules and none of X, Y and Z attached to a biomolecule, or those which have one of X, Y and Z attached to a biomolecule and none of the "R" groups attached to a biomolecule.

Currently, the preferred compounds are those
10 wherein at least one, more preferably at least two, of the "R" groups, in addition to the "R" groups which are attached to a biomolecule, represent alkyl, cycloalkyl, alkyl and aralkyl radicals and the remaining "R" groups not attached to a biomolecule represent hydrogen, a
15 saturated, partially saturated or unsaturated cyclic or a nitrogen containing heterocycle. Other preferred groups of compounds are those wherein at least one, preferably two, of R_1 or R'_1 and R_2 or R'_2 , R_3 or R'_3 and R_4 or R'_4 , R_5 or R'_5 and R_6 or R'_6 , R_7 or R'_7 and R_8 or
20 R'_8 , and R_9 or R'_9 and R or R' together with the carbon atoms to which they are attached represent a saturated, partially saturated or unsaturated cyclic having 3 to 20 carbon atoms and the remaining "R" groups in addition to the "R" groups which are attached to a biomolecule via a
25 linker are hydrogen, nitrogen containing heterocycles or alkyl groups, and those wherein at least one, preferably two, of R or R' and R_1 or R'_1 , R_2 or R'_2 and R_3 or R'_3 , R_4 or R'_4 and R_5 or R'_5 , R_6 or R'_6 , and R_7 or R'_7 , and R_8 or R'_8 and R_9 or R'_9 together with the carbon atoms to
30 which they are attached are bound to form a nitrogen containing heterocycle having 2 to 20 carbon atoms and the remaining "R" groups in addition to the "R" groups which are attached to a biomolecule via a linker are independently selected from hydrogen, saturated,
35 partially saturated or unsaturated cyclics or alkyl groups.

-13-

As used herein, "R" groups means all of the R groups attached to the carbon atoms of the macrocycle, i.e., R, R', R₁, R'₁, R₂, R'₂, R₃, R'₃, R₄, R'₄, R₅, R'₅, R₆, R'₆, R₇, R'₇, R₈, R'₈, R₉ and R'₉.

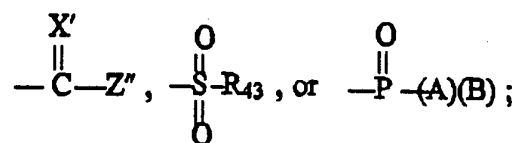
5 As utilized herein, the term "alkyl", alone or in combination, means a straight-chain or branched-chain alkyl radical containing from 1 to about 22 carbon atoms, preferably from about 1 to about 18 carbon atoms, and most preferably from about 1 to about 12 carbon
 10 atoms which optionally carries one or more substituents selected from (1) -NR₃₀R₃₁ wherein R₃₀ and R₃₁ are independently selected from hydrogen, alkyl, aryl or aralkyl ; or R₃₀ is hydrogen, alkyl, aryl or aralkyl and R₃₁ is selected from the group consisting of -NR₃₂R₃₃,
 15 -OH, -OR₃₄,



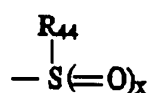
wherein R₃₂ and R₃₃ are independently hydrogen, alkyl, aryl or acyl, R₃₄ is alkyl, aryl or alkaryl, Z' is hydrogen, alkyl, aryl, alkaryl, -OR₃₄, -SR₃₄ or -NR₄₀R₄₁
 20 wherein R₄₀ and R₄₁ are independently selected from hydrogen, alkyl, aryl or alkaryl, Z'' is alkyl, aryl, alkaryl, -OR₃₄, -SR₃₄ or -NR₄₀R₄₁, R₃₅ is alkyl, aryl, -OR₃₄, or -NR₄₀R₄₁, R₃₆ is alkyl, aryl or -NR₄₀R₄₁, R₃₇ is alkyl, aryl or alkaryl, X' is oxygen or sulfur, and R₃₈
 25 and R₃₉ are independently selected from hydrogen, alkyl or aryl;

(2) -SR₄₂ wherein R₄₂ is hydrogen, alkyl, aryl, alkaryl, -SR₃₄, -NR₃₂R₃₃,

-14-



wherein R_{43} is $-\text{OH}$, $-\text{OR}_{34}$ or $-\text{NR}_{32}\text{R}_{33}$, and A and B are independently $-\text{OR}_{34}$, $-\text{SR}_{34}$ or $-\text{NR}_{32}\text{R}_{33}$;

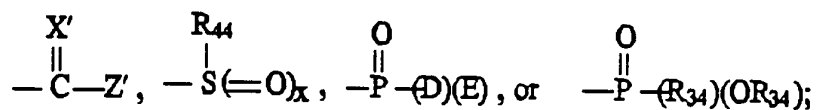


5 (3)

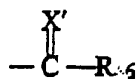
wherein x is 1 or 2, and R_{44} is halide, alkyl, aryl, alkaryl, $-\text{OH}$, $-\text{OR}_{34}$, $-\text{SR}_{34}$ or $-\text{NR}_{32}\text{R}_{33}$;

(4) $-\text{OR}_{45}$ wherein R_{45} is hydrogen, alkyl, aryl, alkaryl, $-\text{NR}_{32}\text{R}_{33}$,

10



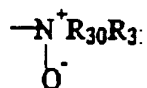
15 wherein D and E are independently $-\text{OR}_{34}$ or $-\text{NR}_{32}\text{R}_{33}$;



(5)

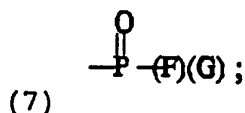
wherein R_{46} is halide, $-\text{OH}$, $-\text{SH}$, $-\text{OR}_{34}$, $-\text{SR}_{34}$ or $-\text{NR}_{32}\text{R}_{33}$;
or (6) amine oxides of the formula

20



-15-

provided R_{30} and R_{31} are not hydrogen; or



wherein F and G are independently -OH, -SH, -OR₃₄, -SR₃₄
 5 or -NR₃₂R₃₃; or
 (8) -O-(-(CH₂)_a-O)_b-R₁₀ wherein R₁₀ is hydrogen or alkyl,
 and a and b an integers independently selected from
 1 + 6; or
 (9) halogen, cyano, nitro, or azido. Alkyl, aryl and
 10 alkaryl groups on the substituents of the above-defined
 alkyl groups may contain one additional substituent but
 are preferably unsubstituted. Examples of such radicals
 include, but are not limited to, methyl, ethyl,
 n-propyl, isopropyl, n-butyl, isobutyl, sec-butyl, tert-
 15 butyl, pentyl, isoamyl, hexyl, octyl, nonyl, decyl,
 dodecyl, tetradecyl, hexadecyl, octadecyl and eicosyl.
 The term "alkenyl", alone or in combination, means an
 alkyl radical having one or more double bonds. Examples
 of such alkenyl radicals include, but are not limited
 20 to, ethenyl, propenyl, 1-butenyl, cis-2-butenyl, trans-
 2-butenyl, iso-butylenyl, cis-2-pentenyl, trans-2-
 pentenyl, 3-methyl-1-butenyl, 2,3-dimethyl-2-butenyl,
 1-pentenyl, 1-hexenyl, 1-octenyl, decenyl, dodecenyl,
 tetradecenyl, hexadecenyl, cis- and trans-
 25 9-octadecenyl, 1,3-pentadienyl, 2,4-pentadienyl,
 2,3-pentadienyl, 1,3-hexadienyl, 2,4-hexadienyl,
 5,8,11,14-eicosatetraenyl, and 9,12,15-octadecatrienyl.
 The term "alkynyl", alone or in combination, means an
 alkyl radical having one or more triple bonds. Examples
 30 of such alkynyl groups include, but are not limited to,
 ethynyl, propynyl (propargyl), 1-butynyl, 1-octynyl,
 9-octadecynyl, 1,3-pentadiynyl, 2,4-pentadiynyl, 1,3-
 hexadiynyl, and 2,4-hexadiynyl. The term "cycloalkyl",

-16-

alone or in combination means a cycloalkyl radical containing from 3 to about 10, preferably from 3 to about 8, and most preferably from 3 to about 6, carbon atoms. Examples of such cycloalkyl radicals include, 5 but are not limited to, cyclopropyl, cyclobutyl, cyclopentyl, cyclohexyl, cycloheptyl, cyclooctyl, and perhydonaphthyl. The term "cycloalkylalkyl" means an alkyl radical as defined above which is substituted by a cycloalkyl radical as defined above. Examples of 10 cycloalkylalkyl radicals include, but are not limited to, cyclohexylmethyl, cyclopentylmethyl, (4-isopropylcyclohexyl)methyl, (4-t-butyl-cyclohexyl)methyl, 3-cyclohexylpropyl, 2-cyclo-hexylmethylpentyl, 15 3-cyclopentylmethylhexyl, 1-(4-neopentylcyclohexyl)methylhexyl, and 1-(4-isopropylcyclohexyl)methylheptyl. The term "cycloalkylcycloalkyl" means a cycloalkyl radical as defined above which is substituted by another cycloalkyl 20 radical as defined above. Examples of cycloalkylcycloalkyl radicals include, but are not limited to, cyclohexylcyclopentyl and cyclohexylcyclohexyl. The term "cycloalkenyl", alone or in combination, means a cycloalkyl radical having one or 25 more double bonds. Examples of cycloalkenyl radicals include, but are not limited to, cyclopentenyl, cyclohexenyl, cyclooctenyl, cyclopentadienyl, cyclohexadienyl and cyclooctadienyl. The term "cycloalkenylalkyl" means an alkyl radical as defined 30 above which is substituted by a cycloalkenyl radical as defined above. Examples of cycloalkenylalkyl radicals include, but are not limited to, 2-cyclohexen-1-ylmethyl, 1-cyclopenten-1-ylmethyl, 2-(1-cyclohexen-1-yl)ethyl, 35 3-(1-cyclopenten-1-yl)propyl, 1-(1-cyclohexen-1-ylmethyl)pentyl, 1-(1-cyclopenten-1-yl)hexyl,

-17-

6-(1-cyclohexen-1-yl)hexyl, 1-(1-cyclopenten-1-yl)nonyl and 1-(1-cyclohexen-1-yl)nonyl. The terms "alkylcycloalkyl" and "alkenylcycloalkyl" mean a cycloalkyl radical as defined above which is substituted
5 by an alkyl or alkenyl radical as defined above. Examples of alkylcycloalkyl and alkenylcycloalkyl radicals include, but are not limited to, 2-ethylcyclobutyl, 1-methylcyclopentyl, 1-hexylcyclopentyl, 1-methylcyclohexyl,
10 1-(9-octadecenyl)cyclopentyl and 1-(9-octadecenyl)cyclohexyl. The terms "alkylcycloalkenyl" and "alkenylcycloalkenyl" means a cycloalkenyl radical as defined above which is substituted by an alkyl or alkenyl radical as defined
15 above. Examples of alkylcycloalkenyl and alkenylcycloalkenyl radicals include, but are not limited to, 1-methyl-2-cyclopentenyl, 1-hexyl-2-cyclopentenyl, 1-ethyl-2-cyclohexenyl, 1-butyl-2-cyclohexenyl, 1-(9-octadecenyl)-2-cyclohexenyl
20 and 1-(2-pentenyl)-2-cyclohexenyl. The term "aryl", alone or in combination, means a phenyl or naphthyl radical which optionally carries one or more substituents selected from alkyl, cycloalkyl, cycloalkenyl, aryl, heterocycle, alkoxyaryl, alkaryl,
25 alkoxy, halogen, hydroxy, amine, cyano, nitro, alkylthio, phenoxy, ether, trifluoromethyl and the like, such as phenyl, p-tolyl, 4-methoxyphenyl, 4-(tert-butoxy)phenyl, 4-fluorophenyl, 4-chlorophenyl, 4-hydroxyphenyl, 1-naphthyl, 2-naphthyl, and the like.
30 The term "aralkyl", alone or in combination, means an alkyl or cycloalkyl radical as defined above in which one hydrogen atom is replaced by an aryl radical as defined above, such as benzyl, 2-phenylethyl, and the like. The term "heterocyclic" means ring structures
35 containing at least one other kind of atom, in addition to carbon, in the ring. The most common of the other

-18-

kinds of atoms include nitrogen, oxygen and sulfur. Examples of heterocyclics include, but are not limited to, pyrrolidinyl, piperidyl, imidazolidinyl, tetrahydrofuryl, tetrahydrothienyl, furyl, thienyl, 5 pyridyl, quinolyl, isoquinolyl, pyridazinyl, pyrazinyl, indolyl, imidazolyl, oxazolyl, thiazolyl, pyrazolyl, pyridinyl, benzoxadiazolyl, benzothiadiazolyl, triazolyl and tetrazolyl groups. The term "saturated, partially saturated or unsaturated cyclic" means fused ring 10 structures in which 2 carbons of the ring are also part of the fifteen-membered macrocyclic ligand. The ring structure can contain 3 to 20 carbon atoms, preferably 5 to 10 carbon atoms, and can also contain one or more other kinds of atoms in addition to carbon. The most 15 common of the other kinds of atoms include nitrogen, oxygen and sulfur. The ring structure can also contain more than one ring. The term "saturated, partially saturated or unsaturated ring structure" means a ring structure in which one carbon of the ring is also part 20 of the fifteen-membered macrocyclic ligand. The ring structure can contain 3 to 20, preferably 5 to 10, carbon atoms and can also contain nitrogen, oxygen and/or sulfur atoms. The term "nitrogen containing heterocycle" means ring structures in which 2 carbons 25 and a nitrogen of the ring are also part of the fifteen-membered macrocyclic ligand. The ring structure can contain 2 to 20, preferably 4 to 10, carbon atoms, can be partially or fully unsaturated or saturated and can also contain nitrogen, oxygen and/or sulfur atoms in the 30 portion of the ring which is not also part of the fifteen-membered macrocyclic ligand. The term "organic acid anion" refers to carboxylic acid anions having from about 1 to about 18 carbon atoms. The term "halide" means chloride or bromide.

35 The overall charge-type of the complex can be varied from negative to positive by carbon substitution

-19-

of the appropriate charged groups on the macrocyclic framework. While the manganese (II) complexes of the invention exist as monocations in methanol solution, the axial anions are labile and in vivo can rapidly exchange
5 with endogenous charged or uncharged ligands. By considering the dipositive nature of the manganese (II) metal center, the overall charge on the complex can be adjusted as needed to enhance desired pharmaceutical properties such as osmolality, tissue distribution and
10 non-target clearance. For example, if the complex carries only charge neutral functionality, such as C-alkyl substitution, then the overall charge on the complex will be determined by the manganese center and will be positive. Multi-positive complexes are
15 available via the incorporation of pendant cations such as protonated aminoalkyl groups. These types of complexes can bind to endogenous anions, anionic proteins, cell membranes, and the like. If two pendant anionic groups are attached, such as two carboxylates,
20 phenolate, phosphonates, sulfonates and the like, the overall charge on the complex can be envisioned as zero. Alternatively, if three or more pendant anionic groups are attached, then an anionic complex will result. The pendant groups may be designed to axially chelate and
25 formally displace the axial anions or they may be designed specifically to not chelate but retain a charge type.

The substituents on the complex of the invention, i.e. the "R" groups other than hydrogen and
30 those attached to biomolecules via a linker group, are those groups which result in complexes having improved stability, controlled lipophilicity, improved hydrogen bonding and greater rigidity of the macrocyclic ligand.

Regarding rigidity of the macrocycle, groups
35 which rigidify the macrocycle typically result in improved stability and improved inner- and outer-sphere

-20-

relaxation. Examples of groups which improve rigidity of the macrocycle include, but are not limited to, cycloalkyl groups e.g. trans-cyclohexano, and multiple alkyl or substituted alkyl groups.

5 Regarding hydrogen bonding, groups that improve hydrogen bonding result in improved residence time of water to the metal complex by providing alternate binding sites. Examples of groups that improve hydrogen bonding include, but are not limited to, hydroxy alkyl
10 or amino alkyl, e.g. hydroxymethyl or aminopropyl.

 By varying the type and number of substituents, e.g. "R" groups which are other than hydrogen, the lipophilicity of the complexes can be controlled, i.e. the biodistribution of the complexes of the invention
15 can be controlled, by preparing compounds which vary from hydrophilic to lipophilic. Therefore, the complexes of the invention can be targeted to various tissues or organs in the body by controlling the type and number of substituents.

20 Kinetic stability of the metal complex is important because complexes which are not sufficiently kinetically stable dissociate and release free metal in the body. The kinetic stability, k_{diss} ($\text{M}^{-1}\text{sec}^{-1}$), can be controlled by varying the type and number of
25 substituents which are other than hydrogen. Oxidative stability of the metal complex is a particular problem for Mn complexes and is important because complexes which are not sufficiently oxidatively stable will go from Mn(II) to Mn(III). Since the Mn(III) complexes are
30 colored, it is necessary to maintain the complexes in the Mn(II) form to have a suitable contrast agent. By varying the type and number of substituents, the oxidative stability, $E_{1/2}(\text{v})$, is controlled. It is generally desired to select the type and number of
35 substituents such that $E_{1/2}$ is greater than about 0.7v.

-21-

A first embodiment of the invention relates to a method of magnetic resonance imaging comprising
(a) administering to a human or non-human animal subject a contrast medium comprising a physiologically
5 compatible complex of the invention and a nontoxic pharmaceutically acceptable carrier, adjuvant or vehicle; and (b) generating a magnetic resonance image of at least a part of the human or non-human animal subject.

10 A second embodiment of the invention relates to a method of diagnostic imaging comprising
(a) administering to a human or non-human animal subject a diagnostic agent comprising a physiologically
compatible complex of the present invention and a
15 nontoxic, pharmaceutically acceptable carrier, adjuvant or vehicle, and (b) generating an X-ray, ultrasound or scintigraphic image of at least a part of the human or non-human animal subject.

A third embodiment of the invention relates to a
20 method of radiotherapy practiced on a human or non-human animal subject comprising administering to the human or non-human animal subject a radioactive agent comprising a physiologically compatible complex of the present invention wherein M is a radioactive metal, and a
25 nontoxic, pharmaceutically acceptable carrier, adjuvant or vehicle.

A fourth embodiment of the invention relates to bioconjugates of metal complexes of nitrogen-containing fifteen-membered macrocyclic ligands of the present
30 invention wherein the metal is selected from metals having atomic numbers 21-24, 26-29, 42-44, 49 or 57-83.

The macrocyclic ligands useful in the complexes of the present invention can be prepared according to the general procedure shown in Scheme A set forth below.
35 Thus, an amino acid amide, which is the corresponding amide derivative of a naturally or non-naturally

-23-

N-pentatosylpentaazacycloalkane. The tosyl groups are then removed and the resulting compound is reacted with a metal compound, e.g. a manganese(II) compound, under essentially anhydrous and anaerobic conditions to form the corresponding substituted metal, e.g. manganese(II), pentaazacycloalkane complex. When the ligands or charge-neutralizing anions, i.e. X, Y and Z, are anions or ligands that cannot be introduced directly from the metal, e.g. manganese, compound, the complex with those anions or ligands can be formed by conducting an exchange reaction with a complex that has been prepared by reacting the macrocycle with a metal, e.g. manganese, compound.

The complexes of the present invention, wherein R_9 , and R_2 are alkyl, and R_3 , R'_3 , R_4 , R'_4 , R_5 , R'_5 , R_6 , R'_6 , R_7 , R'_7 , R_8 and R'_8 can be alkyl, arylalkyl or cycloalkylalkyl and R or R' and R_1 or R'_1 together with the carbon atoms they are attached to are bound to form a nitrogen containing heterocycle, can also be prepared according to the general procedure shown in Scheme B set forth below utilizing methods known in the art for preparing the metal, e.g. manganese(II), pentaazabicyclo[12.3.1]octadecapentaene complex precursor. See, for example, Alexander et al., Inorg. Nucl. Chem. Lett., 6, 445 (1970). Thus a 2,6-diketopyridine is condensed with triethylene tetraamine in the presence of a metal, e.g. manganese(II), compound to produce the metal, e.g. manganese(II), pentaazabicyclo[12.3.1]octadecapentaene complex. The metal, e.g. manganese(II), pentaazabicyclo[12.3.1]octadecapentaene complex is hydrogenated with platinum oxide at a pressure of 10-1000 psi to give the corresponding metal, e.g. manganese(II), pentaazabicyclo[12.3.1]octadecatriene complex.

-24-

The macrocyclic ligands useful in the complexes of the present invention can also be prepared by the diacid dichloride route shown in Scheme C set forth below. Thus, a triazaalkane is tosylated in a suitable solvent system to produce the corresponding tris (N-tosyl) derivative. Such a derivative is treated with a suitable base to produce the corresponding disulfonamide anion. The disulfonamide anion is dialkylated with a suitable electrophile to produce a derivative of a dicarboxylic acid. This derivative of a dicarboxylic acid is treated to produce the dicarboxylic acid, which is then treated with a suitable reagent to form the diacid dichloride. The desired vicinal diamine is obtained in any of several ways. One way which is useful is the preparation from an aldehyde by reaction with cyanide in the presence of ammonium chloride followed by treatment with acid to produce the alpha ammonium nitrile. The latter compound is reduced in the presence of acid and then treated with a suitable base to produce the vicinal diamine. Condensation of the diacid dichloride with the vicinal diamine in the presence of a suitable base forms the tris(tosyl)diamide macrocycle. The tosyl groups are removed and the amides are reduced and the resulting compound is reacted with a metal, e.g. manganese (II), compound under essentially anhydrous and anaerobic conditions to form the corresponding substituted pentaazacycloalkane metal, e.g. manganese (II), complex.

The vicinal diamines have been prepared by the route shown (known as the Strecker synthesis) and vicinal diamines were purchased when commercially available. Any method of vicinal diamine preparation could be used.

The macrocyclic ligands useful in the complexes of the present invention can also be prepared by the pyridine diamide route shown in Scheme D as set forth

-25-

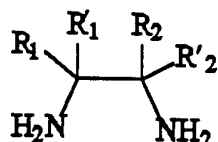
below. Thus, a polyamine, such as a tetraaza compound, containing two primary amines is condensed with dimethyl 2,6-pyridine dicarboxylate by heating in an appropriate solvent, e.g., methanol, to produce a macrocycle
5 incorporating the pyridine ring as the 2,6-dicarboxamide. The pyridine ring in the macrocycle is reduced to the corresponding piperidine ring in the macrocycle, and then the diamides are reduced and the resulting compound is reacted with a metal, e.g.
10 manganese (II), compound under essentially anhydrous and anaerobic conditions to form the corresponding substituted pentaazacycloalkane metal, e.g. manganese (II), complex.

The macrocyclic ligands useful in the complexes
15 of the present invention can also be prepared by the bis(haloacetamide) route shown in Scheme E set forth below. Thus a triazaalkane is tosylated in a suitable solvent system to produce the corresponding tris (N-tosyl) derivative. Such a derivative is treated with
20 a suitable base to produce the corresponding disulfonamide anion. A bis(haloacetamide), e.g., a bis(chloroacetamide), of a vicinal diamine is prepared by reaction of the diamine with an excess of haloacetyl halide, e.g., chloroacetyl chloride, in the presence of
25 a base. The disulfonamide anion of the tris(N-tosyl) triazaalkane is then reacted with the bis(chloroacetamide) of the diamine to produce the substituted tris(N-tosyl,diamide) macrocycle. The tosyl groups are removed and the amides are reduced and the
30 resulting compound is reacted with a metal, e.g. manganese (II), compound under essentially anhydrous and anaerobic conditions to form the corresponding substituted pentaazacycloalkane metal, e.g. manganese (II), complex.

35 The macrocyclic ligands useful in the complexes of the present invention, wherein R_1 , R'_1 , R_2 , R'_2 are

-26-

derived from a diamino starting material and R_5 , R'_5 , R_7 ,
 R'_7 and R_9 , R'_9 can be H or any functionality previously
described, can be prepared according to the pseudo-
peptide method shown in Scheme F set forth below. A
5 substituted 1,2-diaminoethane represented by the formula



, wherein R_1 , R'_1 , R_2 and R'_2 are the substituents on
adjacent carbon atoms in the product macrocyclic ligand
10 as set forth above, can be used in this method in
combination with any amino acids. The diamine can be
produced by any conventional method known to those
skilled in the art. The R groups in the macrocycle
derived from substituents on the α -carbon of α -amino
15 acids, i.e. R_5 , R'_5 , R_7 , R'_7 , R_9 and R'_9 , could be
derived from the D or L forms of the amino acids
Alanine, Aspartic acid, Arginine, Asparagine, Cysteine,
Glycine, Glutamic acid, Glutamine, Histidine,
Isoleucine, Leucine, Lysine, Methionine, Proline,
20 Phenylalanine, Serine, Tryptophan, Threonine, Tyrosine,
Valine and /or the R groups of unnatural α -amino acids
such as alkyl, ethyl, butyl, tert-butyl, cycloalkyl,
phenyl, alkenyl, allyl, alkynyl, aryl, heteroaryl,
polycycloalkyl, polycycloaryl, polycycloheteroaryl,
25 imines, aminoalkyl, hydroxyalkyl, hydroxyl, phenol,
amine oxides, thioalkyl, carboalkoxyalkyl, carboxylic
acids and their derivatives, keto, ether, aldehyde,
amine, nitrile, halo, thiol, sulfoxide, sulfone,
sulfonic acid, sulfide, disulfide, phosphonic acid,
30 phosphinic acid, phosphine oxides, sulfonamides, amides,
amino acids, peptides, proteins, carbohydrates, nucleic

-27-

acids, fatty acids, lipids, nitro, hydroxylamines, hydroxamic acids, thiocarbonyls, borates, boranes, boraza, silyl, siloxy, silaza, and combinations thereof. As an example 1,8-dihydroxy, 4,5-diaminooctane is

5 monotosylated and reacted with Boc anhydride to afford the differentiated N-Boc, N-tosyl derivative. The sulfonamide was alkylated with methyl bromoacetate using sodium hydride as the base and saponified to the free acid. The diamine containing N-tosylglycine serves as a

10 dipeptide surrogate in standard solution-phase peptide synthesis. Thus, coupling with a functionalized amino acid ester affords the corresponding pseudo-tripeptide. Two sequential TFA cleavage-couplings affords the pseudo-pentapeptide which can be N- and C-terminus

15 deprotected in one step using HCl/AcOH. DPPA mediated cyclization followed by LiAlH₄ or Borane reduction affords the corresponding macrocyclic ligand. This ligand system is reacted with a metal, e.g. manganese (II), compound, such as manganese (II) chloride under

20 essentially anaerobic conditions to form the corresponding functionalized manganese (II) pentaazacycloalkane complex. When the ligands or charge-neutralizing anions, i.e. X, Y and Z, are anions or ligands that cannot be introduced directly from the

25 metal, e.g. manganese, compound, the complex with those anions or ligands can be formed by conducting an exchange reaction with a complex that has been prepared by reacting the macrocycle with a metal, e.g. manganese, compound.

30 The macrocyclic ligands useful in the complexes of the present invention, wherein R₁, R'₁, R₃, R'₃, R₅, R'₅, R₇, R'₇, R₉ and R'₉ can be H or any functionality as previously described, can be prepared according to the general peptide method shown in Scheme G set forth

35 below. The R groups in the macrocycle derived from substituents on the α -carbon of α -amino acids, i.e. R₁,

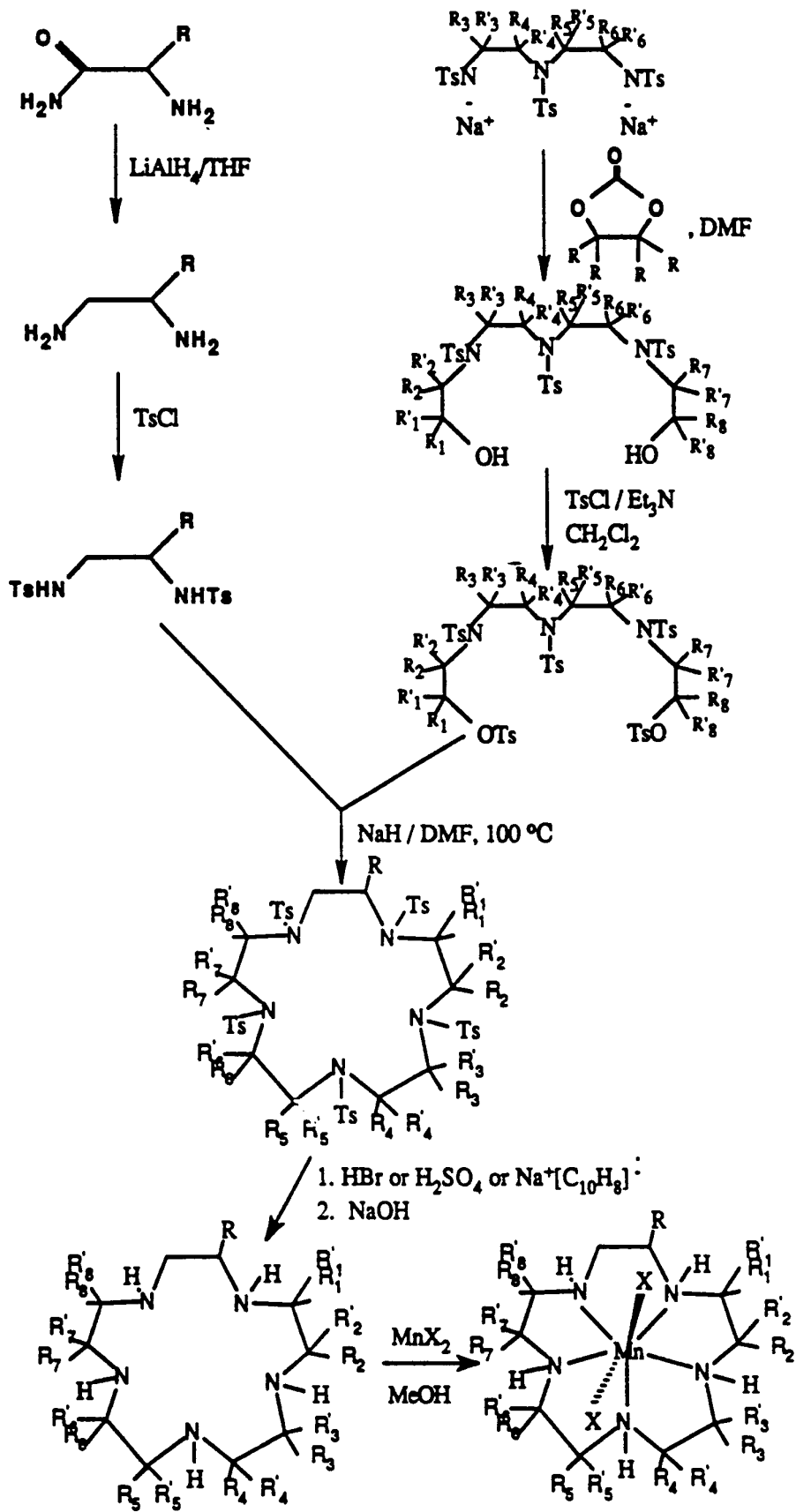
-28-

R'₁, R₃, R'₃, R₅, R'₅, R₇, R'₇, R₉ and R'₉, are defined above in Scheme F. The procedure for preparing the cyclic peptide precursors from the corresponding linear peptides are the same or significant modifications of methods known in the art. See, for example, Veber, D.F. et al., J. Org. Chem., 44, 3101 (1979). The general method outlined in Scheme G below is an example utilizing the sequential solution-phase preparation of the functionalized linear pentapeptide from N-terminus to C-terminus. Alternatively, the reaction sequence to prepare the linear pentapeptide can be carried out by solid-phase preparation utilizing methods known in the art. The reaction sequence could be conducted from C-terminus to N-terminus and by convergent approaches such as the coupling of di- and tri-peptides as needed. Thus a Boc-protected amino acid is coupled with an amino acid ester using standard peptide coupling reagents. The new Boc-dipeptide ester is then saponified to the free acid which is coupled again to another amino acid ester. The resulting Boc-tri-peptide ester is again saponified and this method is continued until the Boc-protected pentapeptide free acid has been prepared. The Boc protecting group is removed under standard conditions and the resulting pentapeptide or salt thereof is converted to the cyclic pentapeptide. The cyclic pentapeptide is then reduced to the pentaazacyclopentadecane with lithium aluminum hydride or borane. The final ligand is then reacted with a metal, e.g. manganese, compound under essentially anaerobic conditions to form the corresponding metal, e.g. manganese, pentaazacyclopentadecane complex. When the ligands or charge-neutralizing anions, e.g. X, Y and Z, are anions or ligands that cannot be introduced directly from the metal, e.g. manganese, compound, the complex with those anions or ligands can be formed by conducting an exchange reaction with a complex that has

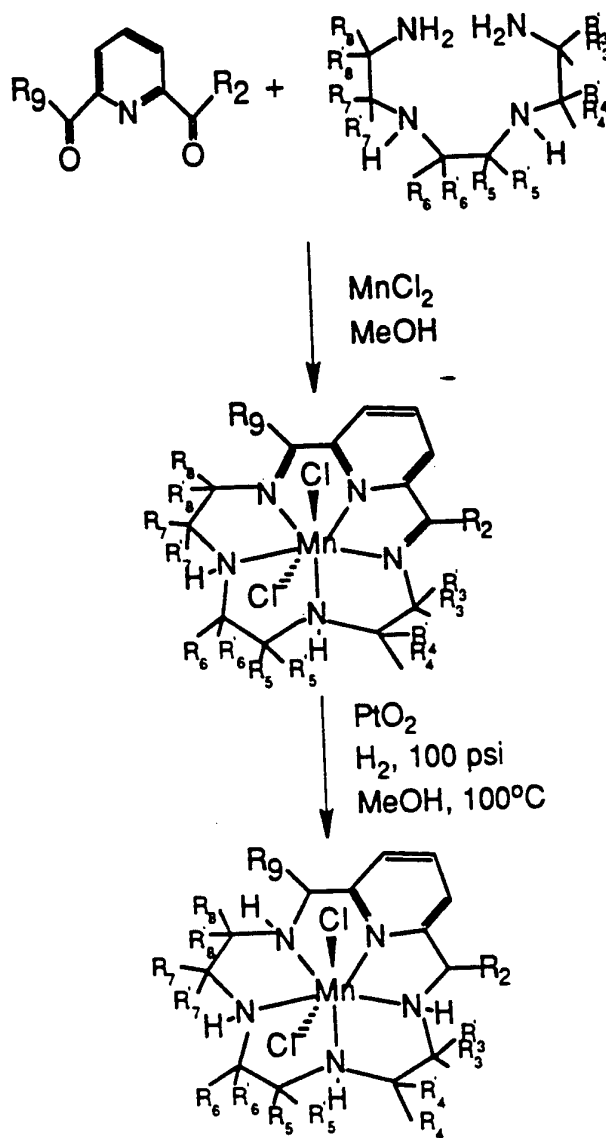
-29-

been prepared by reacting the macrocycle with a metal,
e.g. manganese, compound.

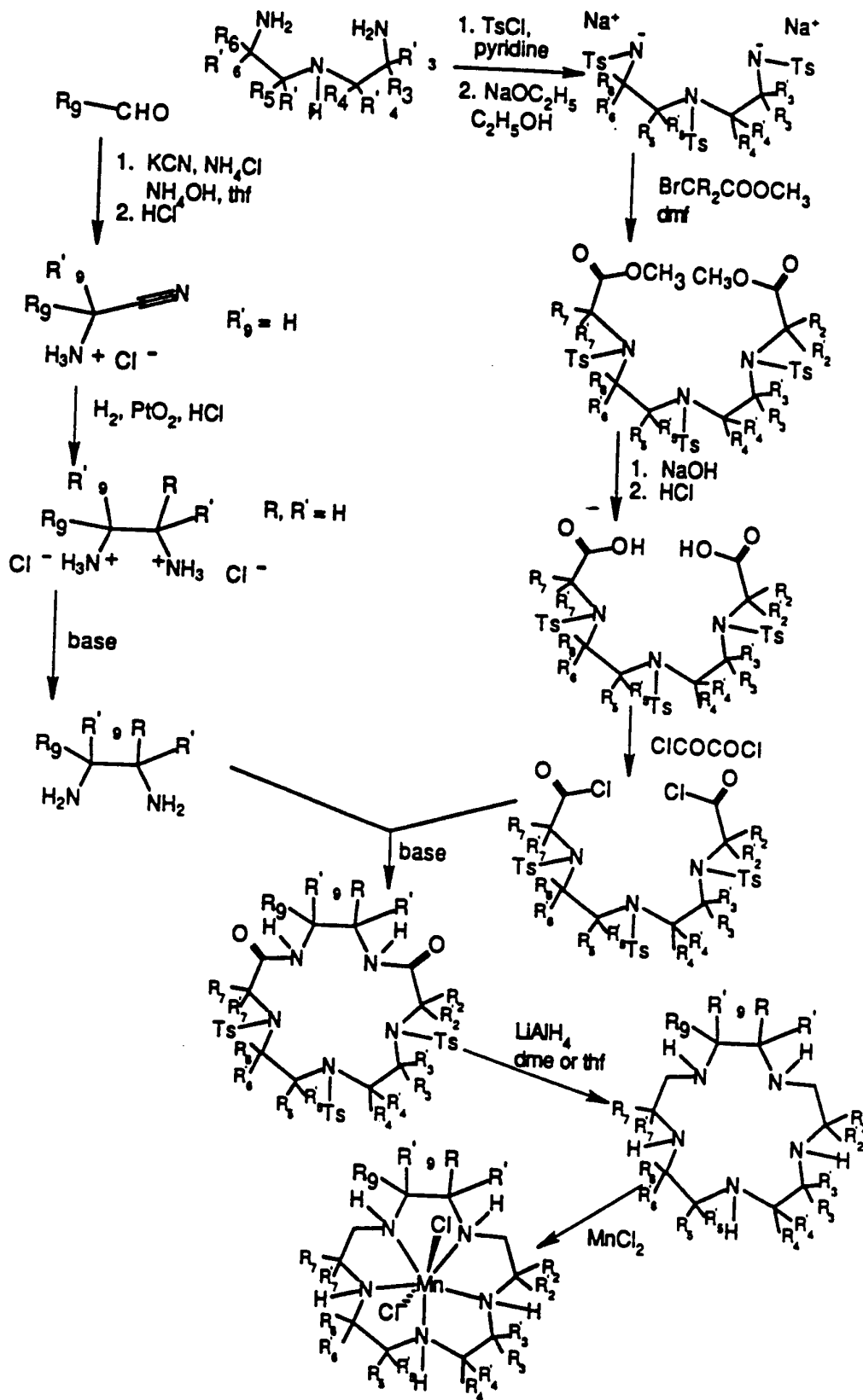
SCHEME A

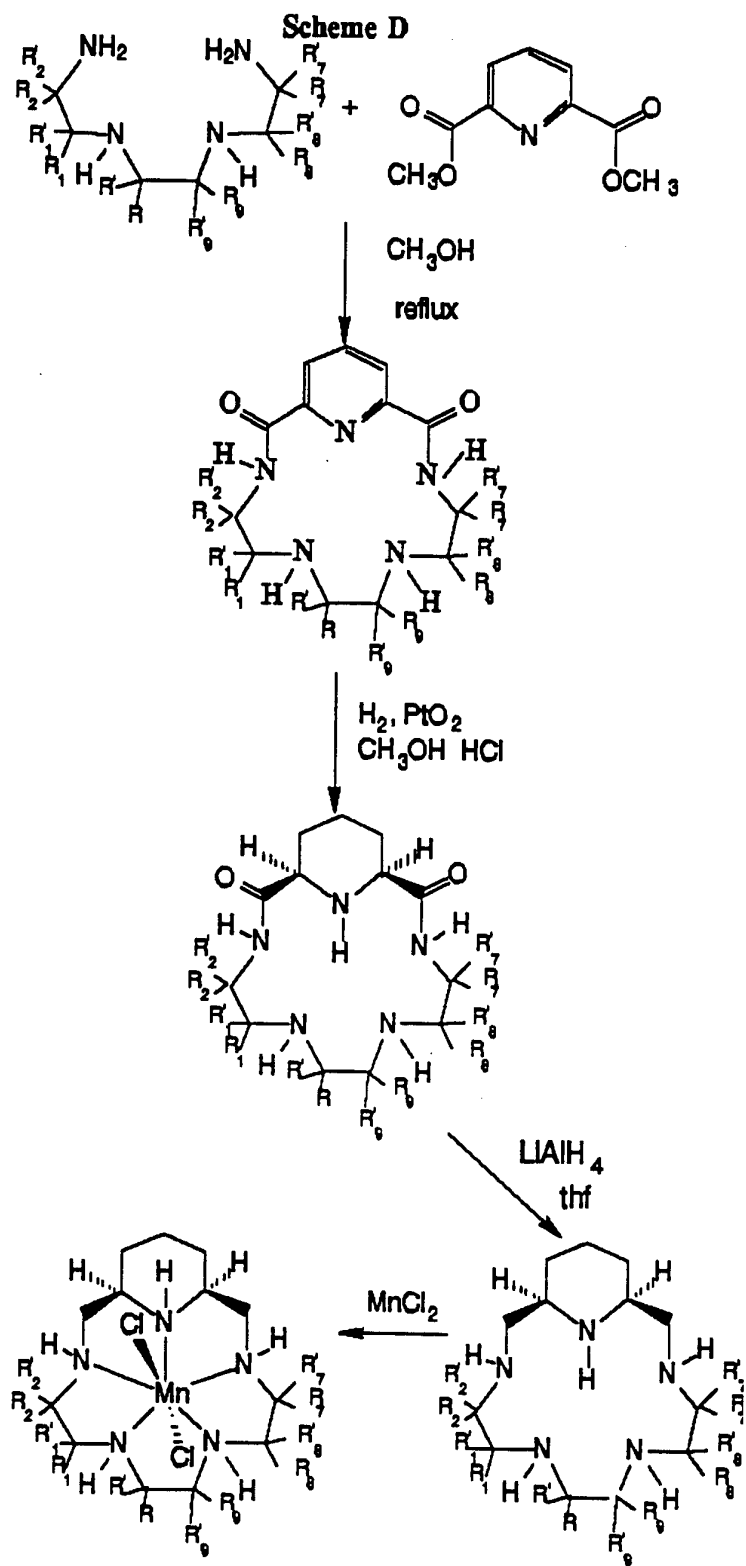


SCHEME B

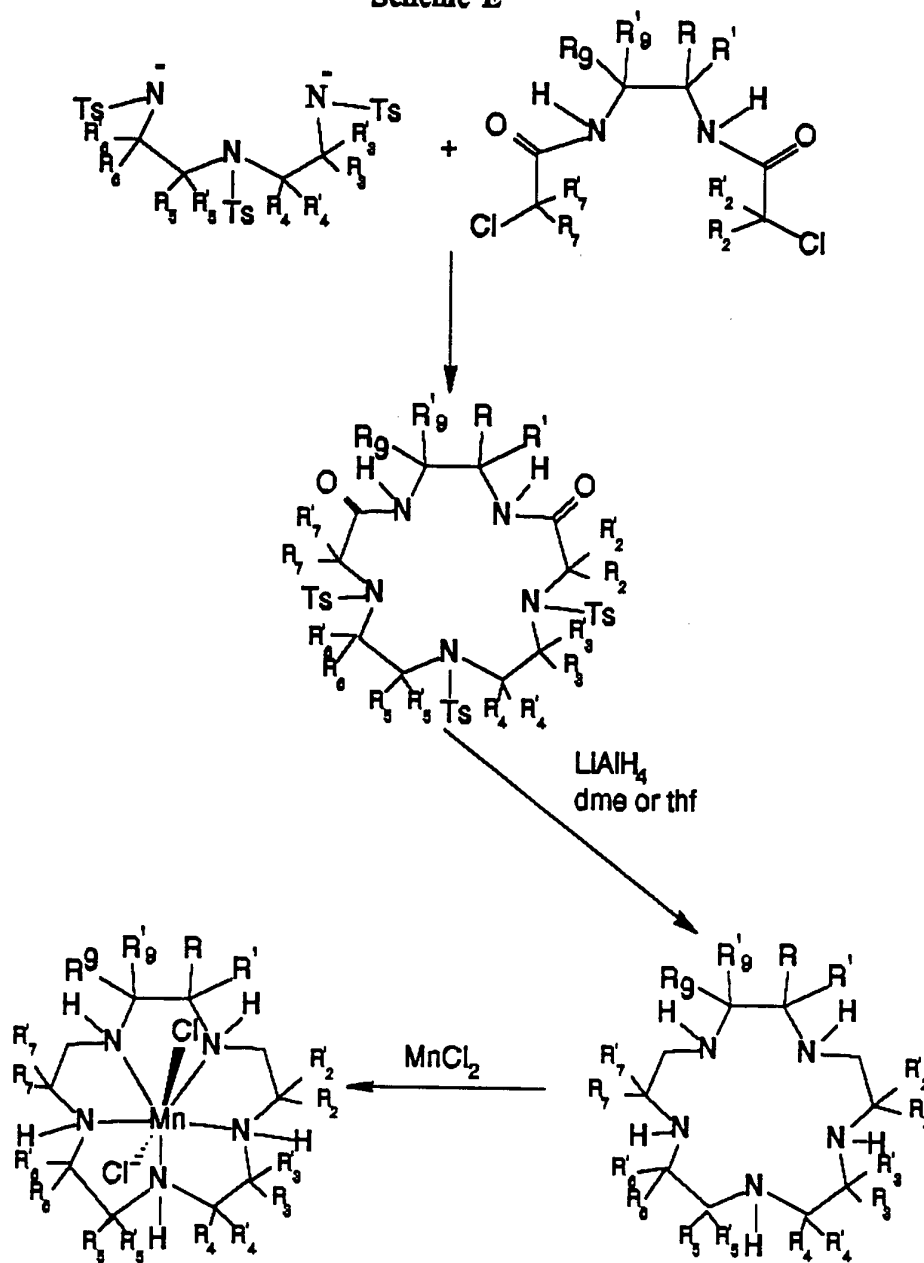


SCHEME C

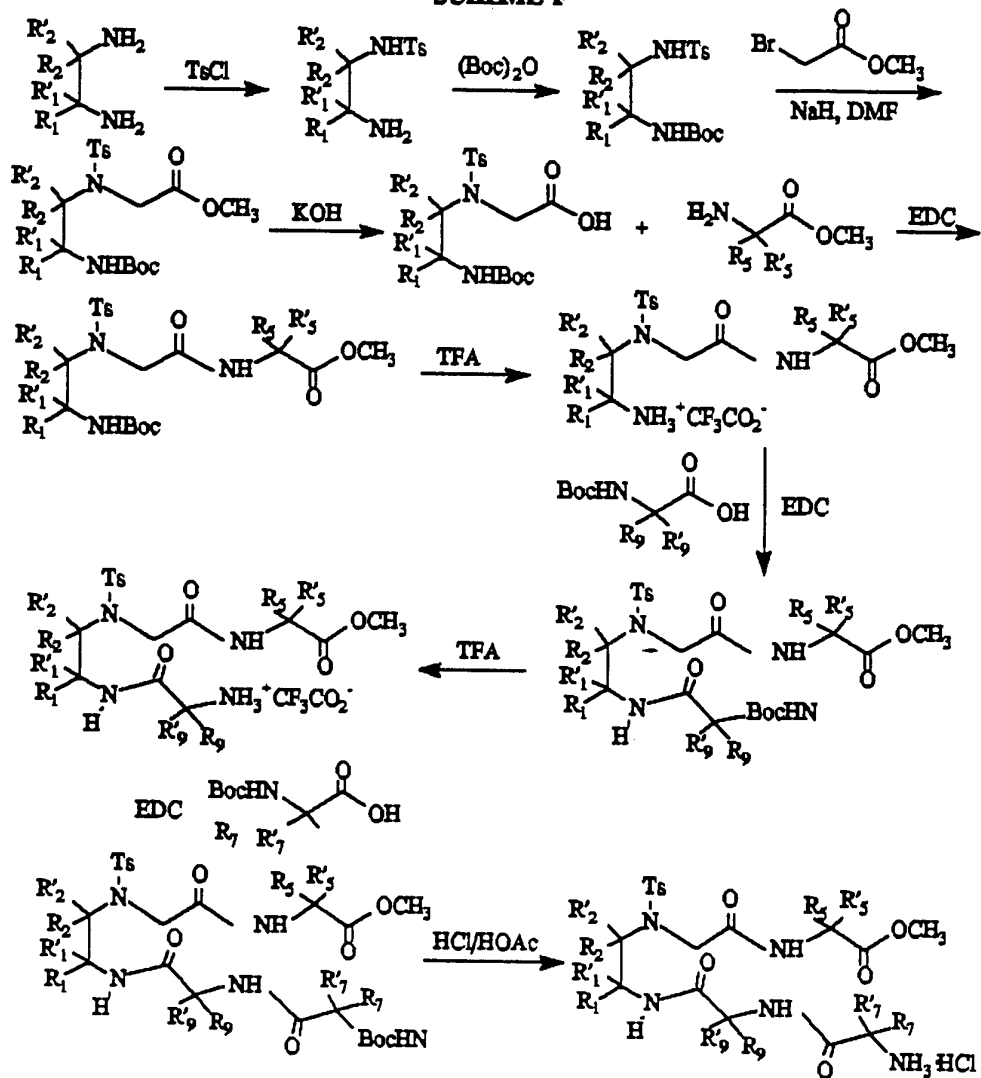




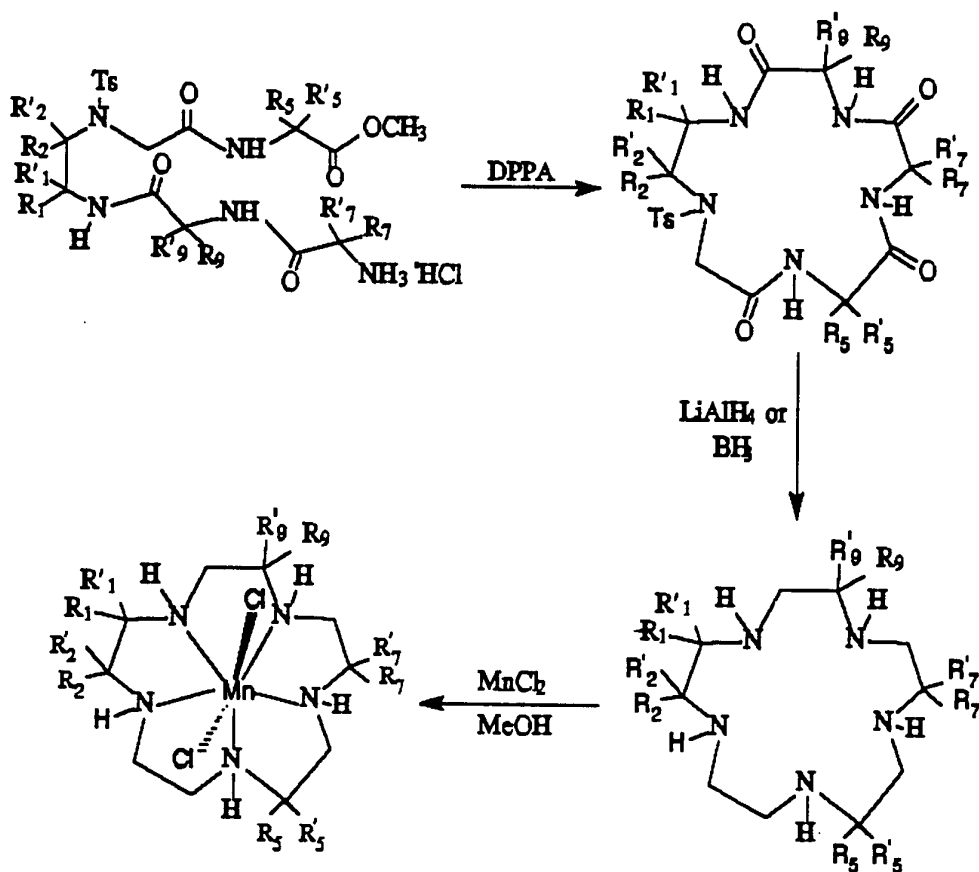
Scheme E



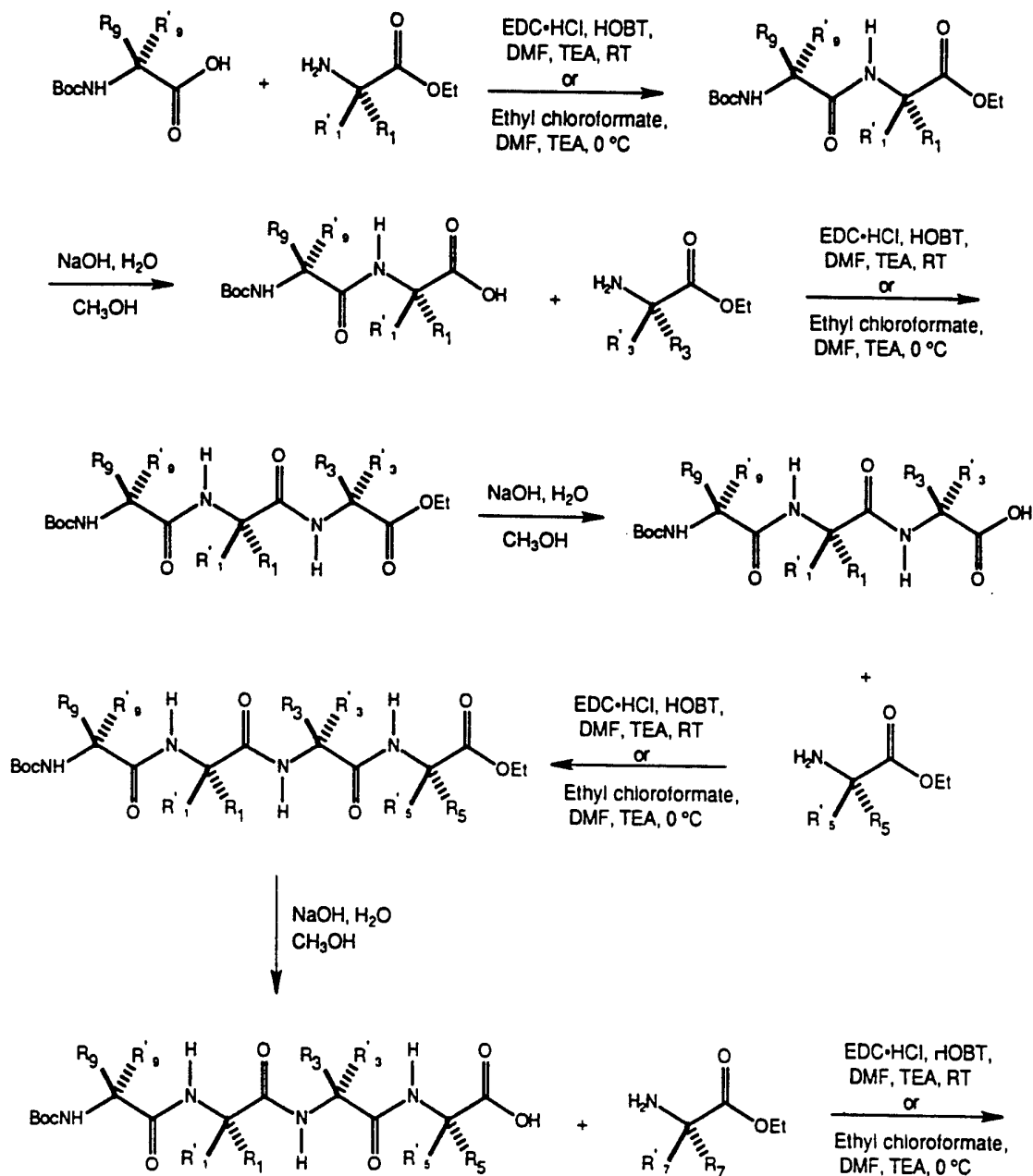
SCHEME F



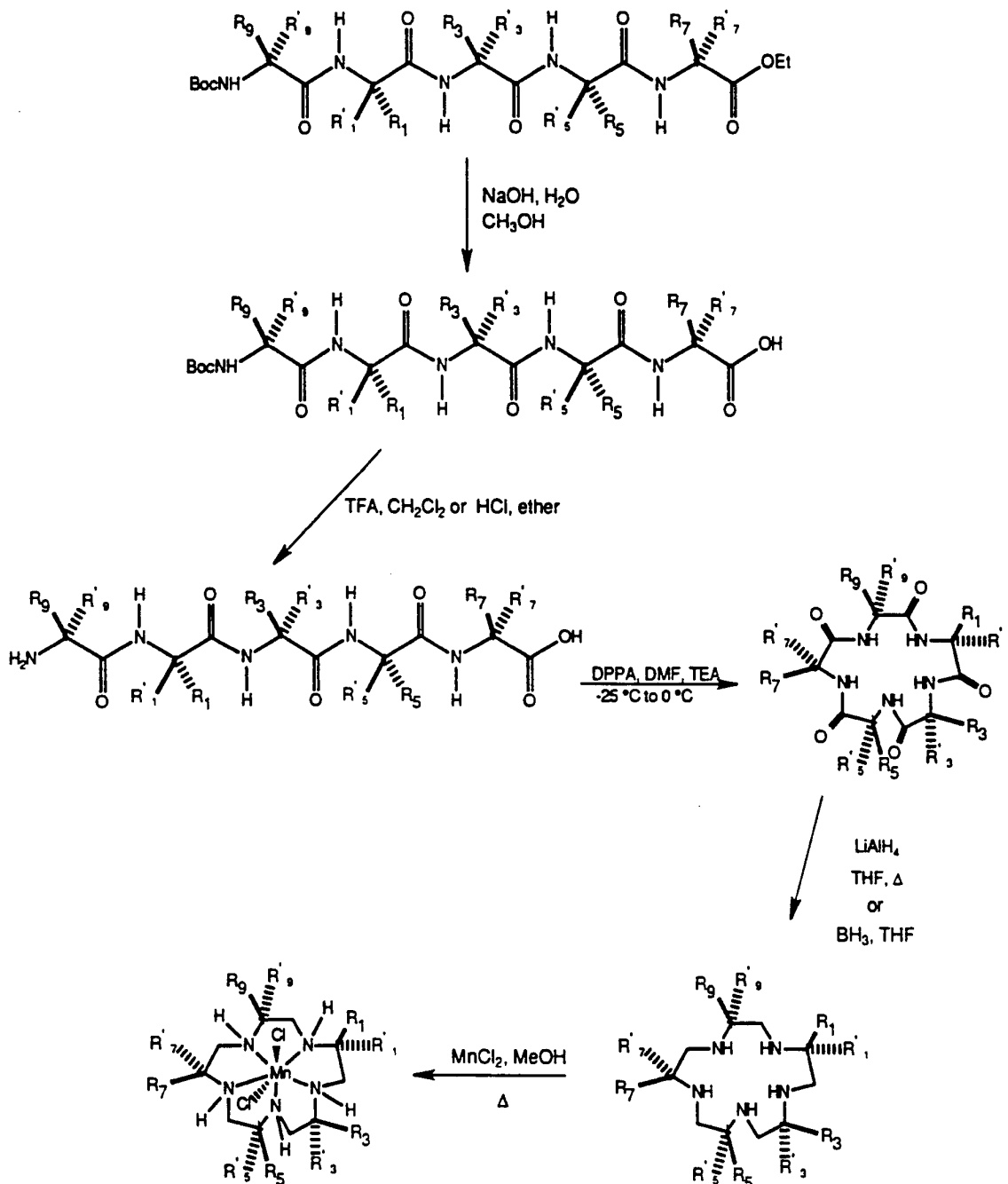
SCHEME F (cont.)



SCHEME G



SCHEME G (cont.)



-39-

The pentaazamacrocycles of the present invention can possess one or more asymmetric carbon atoms and are thus capable of existing in the form of optical isomers as well as in the form of racemic or nonracemic mixtures thereof. The optical isomers can be obtained by resolution of the racemic mixtures according to conventional processes, for example by formation of diastereoisomeric salts by treatment with an optically active acid. Examples of appropriate acids are tartaric, diacetyltartaric, dibenzoyltartaric, ditoluoyltartaric and camphorsulfonic acid and then separation of the mixture of diastereoisomers by crystallization followed by liberation of the optically active bases from these salts. A different process for separation of optical isomers involves the use of a chiral chromatography column optimally chosen to maximize the separation of the enantiomers. Still another available method involves synthesis of covalent diastereoisomeric molecules by reacting one or more secondary amine group(s) of the compounds of the invention with an optically pure acid in an activated form or an optically pure isocyanate. The synthesized diastereoisomers can be separated by conventional means such as chromatography, distillation, crystallization or sublimation, and then hydrolyzed to deliver the enantiomerically pure ligand. The optically active compounds of the invention can likewise be obtained by utilizing optically active starting materials, such as natural amino acids.

The methods of diagnostic analysis of the present invention involve administering the complexes, i.e. contrast enhancing agents, of the invention to a human or non-human animal subject or host, in an amount sufficient to effect the desired contrast (or shift) and then subjecting the host to diagnostic analysis. Preferably diagnostic analysis is NMR analysis;

-40-

including and especially preferred, NMR imaging analysis (or MRI). Further, the complexes of the present invention are useful in diagnostic analysis by X-ray image analysis, ultrasonic analysis or scintigraphic analysis. While described primarily as contrast enhancing agents, the complexes of the invention can act as NMR shift reagents and such use is contemplated by the methods herein.

The complexes of the invention used as contrast enhancing agents are administered in an amount sufficient to effect the desired contrast. For NMR, this amount is an NMR signal effecting amount of the complex, i.e. any amount of said complex that will alter the spin-lattice, spin-spin or spin-echo relaxation times of an NMR signal or for a shift reagent, selectively shift the spectral position of a resonance nucleus relative to other similar nuclei. This alteration is effected in a manner in order to enhance the signals received from the subject under analysis either by reducing the aforementioned relaxation times or by increasing them with respect to an area of the host or the host per se which has had the complex administered to it. In another embodiment, the NMR signal effecting amount of the complex is that amount which in addition to changing the relaxation times of the NMR signals in the host, will also change such relaxation times sufficiently so that sharper lines of definition or higher contrast is obtained between those parts of the host that have and have not been administered the complex.

The relaxation time T_1 (called the spin-lattice) measures the rate at which magnetic energy is transferred from the resonance nuclei to all other energetic degrees of freedom excluding other resonance nuclei. The relaxation time T_2 (spin-spin) measures the

-41-

rate of magnetization transfer to other resonance nuclei.

Another parameter which can be measured is the density ρ of the protons in the medium. As a first
5 approximation, it represents the quantity of free water contained in the sample.

The image by nuclear magnetic resonance represented the distribution of these parameters ρ , T_1 , T_2 or their combination. The contrast between a given
10 tissue and the adjacent tissues increases as a function of the tissues containing more or less water or mobile protons and differing relaxation times. It is also possible to modify the contrast by varying one or more of these parameters (experimentally echoes of spins
15 aiding the function of T_2 , or reversal-recovery of the magnetization permitting the local measurement of T_1). Experience has shown that it was of greater interest to modify the relaxation time to improve the contrast of the image which can be accomplished, for example, with
20 the contrast enhancing agents provided herein. The density of the protons (in practice those of water and lipids) varies little between individual organs and often less between normal and pathological tissues. However, the relaxation characteristics are dependent on
25 a larger number of factors (microscopic dynamics of the molecules, chemical exchange, paramagnetic disturbances, etc.) which are much more variable.

A detailed discussion of NMR and theoretical considerations in selecting the appropriate parameters
30 for diagnostic analysis, e.g. MRI, is rendered in U.S. Pat. No. 4,749,560 which is incorporated herein by reference. X-ray image analysis, ultrasonic diagnosis, scintigraphic image analysis and radiotherapy utilizing the complexes of the invention are all conducted in
35 accordance with well-established techniques known to those of ordinary skill in the art.

-42-

Moreover, the method of diagnostic analysis of the invention allows tissue or organ-specific diagnostic analysis to be achieved. For example, the contrast enhancing agents can exhibit organ and tissue
5 specificity, e.g. biodifferential distribution, such as in myocardial tissue when the complexes of the invention are lipophilic in nature.

The complexes of the invention may be administered to a host as a pharmaceutical composition
10 in a contrast-enhancing amount. The pharmaceutical compositions contain a contrast-enhancing dosage of the contrast agents according to the invention together with a nontoxic pharmaceutically acceptable carrier, adjuvant or vehicle. The compositions can be administered by
15 well-known routes including oral, intravenous (if soluble), intramuscular, intranasal, intradermal, subcutaneous, parenteral, enteral and the like. Depending on the route of administration, the pharmaceutical composition may require protective
20 coatings.

The pharmaceutical forms suitable for injectable use includes sterile aqueous solutions or dispersions and sterile powders for the extemporaneous preparation of sterile injectable solutions or dispersions. In all
25 cases the ultimate solution form must be sterile and fluid. Typical carriers include a solvent or dispersion medium containing, for example, water, buffered aqueous solutions (i.e. biocompatible buffers), ethanol, polyol (glycerol, propylene glycol, polyethylene glycol, and
30 the like), suitable mixtures thereof, surfactants or vegetable oils. Sterilization can be accomplished by any art recognized technique, including but not limited to, addition of antibacterial or antifungal agents, for example, paraben, chlorobutanol, phenol, sorbic acid,
35 thimerosal, and the like. Further, isotonic agents,

such as sugars or sodium chloride may be incorporated in the subject compositions.

Production of sterile injectable solutions containing the subject contrast agent is accomplished by incorporating these agents in the required amount in the appropriate solvent with various ingredients enumerated above, as required, followed by sterilization, preferably filter sterilization. To obtain a sterile powder, the above solutions are vacuum-dried or freeze-dried as necessary.

Solid dosage forms for oral administration may include capsules, tablets, pills, powders, granules and gels. In such solid dosage forms, the active compound may be admixed with at least one inert diluent such as sucrose, lactose or starch. Such dosage forms may also comprise, as in normal practice, additional substances other than inert diluent, e.g. lubricating agents such as magnesium stearate. In the case of capsules, tablets and pills, the dosage forms may also comprise buffering agents. Tablets and pills can additionally be prepared with enteric coatings.

Liquid dosage forms for oral administration may include pharmaceutically acceptable emulsions, solutions, suspensions, syrups, and elixirs containing inert diluent commonly used in the art, such as water. Such compositions may also comprise adjuvants, such as wetting agents, emulsifying and suspending agents, and sweetening, flavoring, and perfuming agents.

The contrast agents of the inventions are thus compounded for convenient and effective administration in pharmaceutically effective amounts with a suitable pharmaceutically acceptable carrier, adjuvant or vehicle in a dosage which effects contrast enhancement. These amounts are preferably about 1 μmol to 1 mol of the contrast agent per liter and/or administered in doses of about 0.001 to 5 mmol/kg body weight. Preferred

-44-

compositions provide effective dosages of contrast agents in the range of about 0.001-5 mmol/kg for NMR diagnostics, preferably about 0.005-0.5 mmol/kg; in the range of about 0.1-5 mmol/kg for X-ray diagnostics; and
5 in the range of about 0.1-5 mmol/kg for ultrasound diagnostics. For scintigraphic diagnostics, the dose of the contrast agent should generally be lower than for NMR diagnostics, e.g. MRI. For radiotherapy, conventional doses known to those of ordinary skill in
10 the art can be used.

As used herein, a pharmaceutically acceptable carrier, adjuvant or vehicle includes any and all solvents, dispersion media, coatings, antibacterial and antifungal agents, isotonic agents, and the like. The
15 use of such media and agents are well known in the art.

Contemplated equivalents of the general formulas set forth above for the compounds and derivatives as well as the intermediates are compounds otherwise corresponding thereto and having the same general
20 properties such as tautomers of the compounds and such as wherein one or more of the various R groups are simple variations of the substituents as defined therein, e.g., wherein R is a higher alkyl group than that indicated, or where the tosyl groups are other
25 nitrogen or oxygen protecting groups or wherein the O-tosyl is a halide. Anions having a charge other than 1, e.g., carbonate, phosphate, and hydrogen phosphate, can be used instead of anions having a charge of 1, so long as they do not adversely affect the overall
30 activity of the complex. However, using anions having a charge other than 1 will result in a slight modification of the general formula for the complex set forth above. In addition, where a substituent is designated as, or can be, a hydrogen, the exact chemical nature of a
35 substituent which is other than hydrogen at that position, e.g., a hydrocarbyl radical or a halogen,

-45-

hydroxy, amino and the like functional group, is not critical so long as it does not adversely affect the overall activity and/or synthesis procedure.

The chemical reactions described above are
5 generally disclosed in terms of their broadest application to the preparation of the compounds of this invention. Occasionally, the reactions may not be applicable as described to each compound included within the disclosed scope. The compounds for which this
10 occurs will be readily recognized by those skilled in the art. In all such cases, either the reactions can be successfully performed by conventional modifications known to those skilled in the art, e.g., by appropriate protection of interfering groups, by changing to
15 alternative conventional reagents, by routine modification of reaction conditions, and the like, or other reactions disclosed herein or otherwise conventional, will be applicable to the preparation of the corresponding compounds of this invention. In all
20 preparative methods, all starting materials are known or readily preparable from known starting materials.

Without further elaboration, it is believed that one skilled in the art can, using the preceding description, utilize the present invention to its
25 fullest extent. The following preferred specific embodiments are, therefore, to be construed as merely illustrative, and not limitative of the remainder of the disclosure in any way whatsoever.

30

EXAMPLES

All reagents were used as received without purification unless otherwise indicated. All NMR spectra were obtained on a Varian VXR-300 or VXR-400
35 nuclear magnetic resonance spectrometer. Qualitative

-46-

and quantitative mass spectroscopy was run on a Finigan MAT90, a Finigan 4500 and a VG40-250T using m-nitrobenzyl alcohol (NBA), m-nitrobenzyl alcohol/LiCl (NBA - Li). Melting points (mp) are uncorrected.

5 The following abbreviations relating to amino acids and their protective groups are in accordance with the recommendation by IUPAC-IUB Commission on Biochemical Nomenclature (*Biochemistry* 1972, 11, 1726) and common usage.

10

Ala	L-Alanine
DAla	D-Alanine
Gly	Glycine
Ser	L-Serine
15 DSer	D-Serine
Bzl	Benzyl
Boc	tert-Butoxycarbonyl
Et	Ethyl
TFA	Trifluoroacetic acid
20 DMF	Dimethylformamide
HOBT•H ₂ O	1-Hydroxy-(1H)-benzotriazole monohydrate
EDC•HCl	1-(3-Dimethylaminopropyl)-3- ethylcarbodiimide hydrochloride
25 TEA	Triethylamine
DMSO	Dimethylsulfoxide
THF	Tetrahydrofuran
DPPA	Diphenylphosphoryl azide

*The abbreviation Cyc represents 1,2-cyclohexanediamine
30 (stereochemistry, i.e. R,R or S,S, is indicated as such). This allows three letter code peptide nomenclature to be used in pseudopeptides containing the 1,2-cyclohexane diamine "residue".

35

-47-

Example 1A. Synthesis of N-(p-toluenesulfonyl)-(R,R)-1,2-diaminocyclohexane

5 To a stirred solution of (R,R)-1,2-diaminocyclohexane (300 g, 2.63 mole) in CH₂Cl₂ (5.00 l) at -10° C was added a solution of p-toluenesulfonylchloride (209 g, 1.10 mole) in CH₂Cl₂ (5.00 l) dropwise over a 7 h period, maintaining the
10 temp at -5 to -10° C. The mixture was allowed to warm to room temp while stirring overnight. The mixture was concentrated *in vacuo* to a volume of 3 l and the white solid was removed by filtration. The solution was then washed with H₂O (10 x 1 l) and was dried over MgSO₄.
15 Removal of the solvent *in vacuo* gave 286 g (97.5% yield) of the product as a yellow crystalline solid: ¹H NMR (CDCl₃) δ 0.98 - 1.27 (m, 4 H), 1.54 - 1.66 (m, 2 H), 1.81 - 1.93 (m, 2 H), 2.34 (dt, J = 4.0, 10.7 Hz, 1 H), 2.42 (s, 3 H), 2.62 (dt, J = 4.2, 9.9 Hz, 1 H), 7.29 (d, J = 8.1 Hz, 2 H), 7.77 (d, J = 8.3 Hz, 2 H); MS (LRFAB - DTT - DTE) m/z 269 [M + H]⁺.
20

B. Synthesis of N-(p-toluenesulfonyl)-N'-(Boc)-(R,R)-1,2-diaminocyclohexane

25 To a stirred solution of N-(p-toluenesulfonyl)-(R,R)-1,2-diaminocyclohexane prepared as in Example 1A (256 g, 0.955 mole) in THF (1.15 l) was added a 1 N solution of aqueous NaOH (1.15 l, 1.15 mole). Di-*t*-butyldicarbonate (229 g, 1.05 mole) was then added and
30 the resulting mixture was stirred overnight. The layers were separated and the aqueous layer was adjusted to pH 2 with 1 N HCl and saturated with NaCl. The aqueous solution was then extracted with CH₂Cl₂ (2 x 500 mL) and the extracts and THF layer were combined and dried over
35 MgSO₄. The solvent was removed *in vacuo* to give a yellow solid. The crude product was purified by

-48-

crystallization from a THF-ether-hexanes mixture to give 310 g (88.1% yield) of the product as a white crystalline solid: mp: 137 - 139° C; ¹H NMR (CDCl₃) δ 1.04 - 1.28 (m, 4 H), 1.44 (s, 9 H), 1.61 - 1.69 (m, 2 H), 1.94 - 2.01 (m, 2 H), 2.43 (s, 3 H), 2.86 (brs, 1 H), 3.30 (br d, J = 9.6 Hz, 1 H), 4.37 (br d, J = 6.7 Hz, 1 H), 5.48 (br d, J = 4.6 Hz, 1 H), 7.27 (d, J = 9.7 Hz, 2 H), 7.73 (d, J = 8.1 Hz, 2 H); MS (LRFAB, NBA - Li) m/z 375 [M + Li]⁺.

10

C. Synthesis of Boc-(R,R)-Cyc(Ts)-gly-OMe

To a stirred solution of N-(p-toluenesulfonyl)-N'-(Boc)-(R,R)-1,2-diaminocyclohexane prepared as in Example 1B (310 g, 0.841 mole) in anhydrous DMF (3.11 l) at 0° C was added NaH (37.4 g - 60 % in oil, 0.934 mole) in portions and the resulting mixture was stirred for 30 min. Methyl bromoacetate (142 g, 0.925 mole) was then added dropwise over 45 min and the mixture was allowed to warm to room temp while stirring overnight. After stirring for 17 h, the solvent was removed *in vacuo* and the residue was dissolved in ethyl acetate (3 l) and H₂O (1 l). The ethyl acetate solution was washed with saturated NaHCO₃ (1 l), saturated NaCl (500 mL) and was dried over MgSO₄. The solvent was removed *in vacuo* and the resulting oil was dissolved in ether.

Crystallization by the addition of hexanes gave 364 g (98 % yield) of the product (TLC (98:2 CHCl₃-MeOH/silica gel/UV detn) showed that the product contained about 5% starting material) as colorless needles: mp of pure sample 151 - 2° C ; ¹H NMR (CDCl₃) δ 1.11 - 1.22 (m, 4 H), 1.45 (s, 9 H), 1.64 - 1.70 (m, 3 H), 2.16 - 2.19 (m, 1 H), 2.43 (s, 3 H), 3.34 - 3.40 (m, 2 H), 3.68 (s, 3 H), 4.06 (ABq, J = 18.5 Hz, Δ^u = 155 Hz, 2H), 4.77 (br s 1 H), 7.30 (d, J = 8.3 Hz, 2 H), 7.82 (d, J = 8.3 Hz, 2 H); MS (LRFAB, DTT - DTE) m/z 441 [M + H]⁺.

35

-49-

D. Synthesis of Boc-(R,R)-Cyc(Ts)-Gly-OH

To a stirred solution of impure Boc-(R,R)-Cyc(Ts)-Gly-OMe prepared as in Example 1C (217 g, 0.492 mole) in MeOH (1.05 l) was slowly added a 2.5N solution of aqueous NaOH (295 mL, 0.737 mole) and the resulting solution was stirred for 2 h. The solvent was removed *in vacuo* and the residue was dissolved in H₂O (1.5 l). The solution was filtered to remove a small amount of solid and was washed with ether (7 x 1 l) to remove the impurity (compound 1B) which upon drying of the combined washes over MgSO₄ and removal of the solvent *in vacuo* resulted in recovery of 8.37 g. The pH of the aqueous solution was then adjusted to 2 with 1 N HCl and the product was extracted with ethyl acetate (3 x 1 l). The extracts were combined, washed with saturated NaCl (500 mL) and dried over MgSO₄. The solvent was removed *in vacuo* and the residual ethyl acetate removed by coevaporation with ether (500 mL) and then CH₂Cl₂ (500 mL) to give 205 g (97.6 % yield) of the product as a white foam: ¹H NMR (CDCl₃) δ 1.15 - 1.22 (m, 4 H), 1.48 (s, 9 H), 1.55 - 1.68 (m, 3 H), 2.12 - 2.15 (m, 1 H), 2.43 (s, 3 H), 3.41 - 3.49 (m, 2 H), 3.97 (ABq, J = 17.9 Hz, Δ^ν = 69.6 Hz, 2 H), 4.79 (br s, 1 H), 7.31 (d, J = 8.1 Hz, 2 H), 7.77 (d, J = 8.3 Hz, 2 H), 8.81 (br s, 1 H); MS (LRFAB, NBA - Li) m/z 433 [M + Li]⁺.

E. Synthesis of Boc-(R,R)-Cyc(Ts)-Gly-Gly-OEt

To Boc-(R,R)-Cyc(Ts)-Gly-OH (18.1 g, 43.1 mmol) in DMF (480 mL) was added HOBt·H₂O (7.92 g, 51.7 mmol) and EDC·HCl (9.91 g, 51.7 mmol) and the resulting mixture was allowed to stir for 20 min at RT. To this solution was added GlyOEt·HCl (6.0 g, 43.1 mmol) and TEA (7.2 mL, 51.7 mmol) and the resulting mixture was allowed to stir for 16 h thereafter. The DMF was evaporated and the residue was partitioned between water (250 mL) and EtOAc (400 mL). The EtOAc layer was

-50-

separated and washed with 1N KHSO₄ (250 mL), water (250 mL), sat. NaHCO₃ (250 mL) and brine (250 mL) and dried (Na₂SO₄). Filtration and concentration afforded 21.9 g (99 % yield) of pure product as a white foam: ¹H NMR (DMSO-d₆) δ 1.00 - 1.10 (m, 1 H), 1.19 (t, J = 7.6 Hz, 3 H), 1.38 (s, 9 H), 1.50 - 1.56 (m, 3 H), 1.75 - 1.84 (m, 1 H), 2.38 (s, 3 H), 3.30 - 3.40 (bs, 2 H), 3.75 - 4.01 (complex m, 4H), 4.08 (q, J = 7.6 Hz, 2 H), 6.05 (bs, 1 H), 7.32 (d, J = 8.0 Hz, 2 H), 7.77 (d, J = 8.0 Hz, 2 H), 8.32 (t, J = 7.2 Hz, 1 H); MS(HRFAB) m/z 518.2551 (M + Li)⁺; 518.2512 calculated for C₂₄H₃₇N₃O₇SLi.

F. Synthesis of Cyc(Ts)-Gly-Gly-OEt TFA salt

To a solution of Boc-Cyc(Ts)-Gly-Gly-OEt (21.2 g, 41.4 mmol) in CH₂Cl₂ (180 mL) was added TFA (44 mL) and the resulting mixture was stirred at RT for 30 min. The solution was concentrated and the residue was dissolved in ether (50 mL) and precipitated with hexanes (500 mL). The solvents were decanted and the residue was washed with 10:1 hexanes/ether (500 mL). The final residue was dried thoroughly at high vacuum to afford 20.7 g (95% yield) of the product as a tan foam: ¹H NMR (DMSO-d₆) δ 0.85 - 0.96 (m, 1 H), 1.03 - 1.31 (complex m, 7 H), 1.09 (t, J = 7.6 Hz, 3 H), 2.00 (m, 1 H), 2.39 (s, 3 H), 3.02 (bs, 1 H), 3.62 (m, 1 H), 3.82 - 4.05 (m, 4 H), 4.10 (q, J = 7.6, 2 H), 7.41 (d, J = 8.0 Hz, 2 H), 7.67 (d, J = 8.0 Hz, 2 H), 8.25 (bs, 3 H), 9.09 (t, J = 5.63 Hz, 1 H). MS(HRFAB) m/z 418.1990 (M -TFA + Li)⁺; 418.1988 calculated for C₁₉H₂₉N₃O₅S.

G. Synthesis of Boc-Orn(Z)-Cyc(Ts)-Gly-Gly-OEt

To Boc-Orn(Z)-OH (8.37 g, 22.8 mmol) in DMF (200 mL) was added HOBt·H₂O (4.29 g, 27.4 mmol) and EDC·HCl (5.25 g, 27.4 mmol) and the resulting solution was stirred for 20 min at RT. To this solution was added Cyc(Ts)-Gly-Gly-OEt TFA salt (12.0 g, 22.8 mmol) and TEA

-51-

(3.82 mL, 27.4 mmol) and stirring was maintained for 16 h thereafter. The DMF was evaporated and the residue was partitioned between water (200 mL) and EtOAc (250 mL). The EtOAc layer was separated and washed with 1N
5 KHSO_4 (150 mL), water (150 mL), sat. NaHCO_3 (150 mL) and brine (150 mL) and dried (MgSO_4). Filtration and concentration afforded 15.1 g (87 % yield) of the product as a white foam: $^1\text{H NMR}$ (DMSO-d_6) δ 1.00 - 1.94 (complex m, 12 H), 1.15 (t, $J = 7.4$ Hz, 3 H), 2.38 (s, 3
10 H), 2.98 (bs, 2 H), 3.30 - 3.46 (m, 2 H), 3.70 - 3.82 (m, 4 H), 3.90 - 4.02 (m, 1 H), 4.05 (t, $J = 7.4$ Hz, 2 H), 5.00 (s, 2 H), 6.43 (m, 1 H), 7.17 (m, 1 H), 7.20 - 7.37 (m, 8 H), 7.78 (m, 2 H), 8.30 (bs, 1 H); MS(LRFAB, NBA + HCl) m/z 760 ($M + H$) $^+$.

15

H. Synthesis of Orn(Z)-Cyc(Ts)-Gly-Gly-OEt TFA salt

To a solution of Boc-Orn(Z)-Cyc(Ts)-Gly-Gly-OEt (14.5 g, 19.1 mmol) in CH_2Cl_2 (120 mL) was added TFA (30 mL) and the resulting solution was stirred at RT for 30
20 min. The solution was evaporated and the residue was triturated with ether (100 mL). The ether was decanted and the residue was dried thoroughly at high vacuum to afford 15.5 g (>100 % yield, contains TFA) of the product as an orange foam: $^1\text{H NMR}$ (DMSO-d_6) δ 0.97 -
25 1.93 (complex m, 12 H), 1.16 (t, $J = 7.4$ Hz, 3 H), 2.38 (s, 3 H), 2.98 (bs, 2 H), 3.31 - 3.50 (m, 2 H), 3.71 - 3.91 (m, 4 H), 3.97 - 4.04 (m, 1 H), 4.08 (q, $J = 7.4$ Hz, 2 H), 5.00 (s, 2H), 7.23 - 7.39 (m, 8 H), 7.77 - 7.81 (m, 2H), 8.18 (bs, 3 H), 8.41 (bs, 1 H); MS(LRFAB, NBA + HCl) m/z 660 ($M - \text{TFA}$) $^+$.

30

I. Synthesis of Boc-Gly-Orn(Z)-Cyc(Ts)-Gly-Gly-OEt

To a solution of Boc-Gly-OH (3.36 g, 19.2 mmol) in DMF (220 mL) was added HOBt $\cdot\text{H}_2\text{O}$ (3.52 g, 23.0 mmol)
35 and EDC $\cdot\text{HCl}$ (4.41 g, 23.0 mmol) and the resulting solution was stirred for 20 min at RT. To this solution

-52-

was added Orn(Z)-Cyc(Ts)-Gly-Gly-OEt TFA salt (14.8 g, 19.2 mmol) and TEA (3.20 mL, 23.0 mmol) and stirring was maintained for 12 h thereafter. The DMF was evaporated and the residue was partitioned between water (200 mL) and EtOAc (350 mL). The layers were separated and the EtOAc layer was washed with 1N KHSO₄ (150 mL), water (150 mL), sat. NaHCO₃ (150 mL) and brine (150 mL) and dried (MgSO₄). Filtration and concentration afforded 13.7 g (87 % yield) of the product as a white foam: ¹H NMR (DMSO-d₆) δ 0.96 - 1.10 (m, 2 H), 1.17 (t, J = 7.4 Hz, 3 H), 1.38 (s, 9H), 1.35 - 2.00 (complex m, 10 H), 2.97 (m, 2 H), 3.60 (bs, 2 H), 3.67 - 3.84 (m, 4 H), 3.93 - 4.03 (m, 3 H), 4.06 (q, J = 7.4 Hz, 2 H), 6.92 (bs, 1H), 7.19 (m, 1 H), 7.24 - 7.37 (m, 7 H), 7.60 (d, J = 8.3 Hz, 1 H), 7.76 (m, 2 H), 7.38⁻ (bs, 1 H). MS(LRFAB, NBA + Li)⁺ m/z 823 (M+Li)⁺.

J. Synthesis of Boc-Gly-Orn(Z)-Cyc(Ts)-Gly-Gly-OH

To a solution of Boc-Gly-Orn(Z)-Cyc(Ts)-Gly-Gly-OEt (13.3 g, 16.3 mmol) in methanol (100 mL) was added 1 N NaOH (25 mL). The resulting mixture was stirred at RT and monitored by TLC. After 2 h the reaction was complete. The methanol was evaporated and water (50 mL) was added to the residue. This aqueous phase was washed with EtOAc (2 x 100 mL) and the EtOAc layers were discarded. The pH was lowered to 3.5 with 1N KHSO₄ and the aqueous phase was extracted with EtOAc (3 x 100 mL). The combined EtOAc layers were dried (MgSO₄), filtered and concentrated to afford 11.7 g (91 % yield) of the product as a white foam: ¹H NMR (CDCl₃) δ 0.98 - 1.25 (m, 2 H), 1.38 (s, 9 H), 1.40 - 1.92 (m, 10 H), 2.38 (s, 3 H), 2.97 (m, 2 H), 3.62 (bs, 2 H), 3.75 - 3.85 (m, 3 H), 3.95 - 4.05 (m, 2 H), 5.01 (s, 2 H), 6.96 (bs, 1 H), 7.28 (m, 1 H), 7.25 - 7.38 (m, 7 H), 7.61 (d, J = 8.4 Hz, 1 H), 7.78 (m, 2 H), 8.25 (bs, 1 H).

-53-

K. Synthesis of Gly-Orn(Z)-Cyc(Ts)-Gly-Gly-OH TFA salt

To a solution of Boc-Gly-Orn(Z)-Cyc(Ts)-Gly-Gly-OH (11.2 g, 14.3 mmol) in CH₂Cl₂ (100 mL) was added TFA (24 mL) and the resulting solution was stirred for 30 min at RT. The solution was concentrated and triturated with ethyl ether (500 mL). Filtration of afforded 11.3 g (99 % yield) of the product as a white powder: ¹H NMR (DMSO-d₆) δ 0.95 - 1.98 (complex m, 12 H), 2.39 (s, 3 H), 3.01 (m, 2 H), 3.38 (m, 1 H), 3.65 - 4.10 (complex m, 7 H), 4.18 (q, J = 7.4 Hz, 1 H), 5.02 (s, 2 H), 7.24 - 7.40 (m, 9 H), 7.77 - 7.85 (m, 2 H), 8.13 (bs, 3 H), 8.31 (bs, 1 H), 8.42 (d, J = 8.3 Hz, 1 H); MS(HRFAB) 689.2953 (M-TFA)⁺; 689.2969 calculated for C₃₂H₄₅N₆O₉S.

L. Synthesis of cyclo-(Gly-Orn(Z)-Cyc(Ts)-Gly-Gly-)

A solution of Gly-Orn(Z)-Cyc(Ts)-Gly-Gly-OH TFA salt (5.0 g, 6.23 mmol) in dry degassed DMF (1520 mL) was treated with TEA (1.74 mL, 12.5 mmol) and cooled to -40 °C. DPPA (1.64 mL, 7.60 mmol) was added dropwise over 10 min and the reaction was stirred at -40 °C for 3 hr thereafter. After this time the reaction was placed in a -2 °C bath and allowed to stand at this temperature for 16 h thereafter. Water (1520 mL) was added and the resulting solution was stirred with mixed bed ion-exchange resin (750 g) for 6 h at RT. The resin was filtered and the solution was concentrated to a volume of ~100 mL (DMF). The addition of ethyl ether (500 mL) produced a solid residue which was redissolved in methanol (100 mL) and again precipitated by the addition of ethyl ether (500 mL). Filtration afforded 3.26 g (78 % yield) of product as a white powder: ¹H NMR (CDCl₃) δ 0.96 - 2.10 (complex m, 14 H), 2.37 (bs, 3 H), 2.68 - 3.05 (m, 3 H), 3.42 - 3.90 (complex m, 8 H), 4.14 (m, 1 H), 4.20 (m, 1 H), 4.97 - 5.08 (m, 3 H), 6.42 (d, J = 8.4 Hz, 1 H), 7.19 (d, J = 8.0 Hz, 1 H), 7.20 - 7.39 (m, 7 H), 7.65 - 7.78 (m, 2 H), 9.15 (bs, 1 H), 9.22 (bs, 1

-54-

H); MS (HRFAB) m/z 671.2842 (M + H)⁺; 671.2863 calculated for C₃₂H₄₃N₆O₈S.

M. Synthesis of cyclo-(Gly-Orn-Cyc(Ts)-Gly-Gly-)

5 To a solution of cyclo-(Gly-Orn(Z)-Cyc(Ts)-Gly-Gly-) (3.94 g, 5.90 mmol) in methanol (40 mL) was added Pd (black) (1.0 g) and ammonium formate (2.0 g). The reaction was refluxed for 2 h and allowed to cool. The mixture was filtered under Argon through a pad of celite
10 and the filtrate was concentrated to afford 2.86 g (89 % yield) of product as a white foam: ¹H NMR (DMSO-d₆) δ 0.94 - 2.22 (complex m, 12 H), 2.39 (s, 3 H), 2.55 - 2.95 (m, 7 H), 3.42 - 3.89 (complex m, 9 H), 4.11 (m, 1 H), 4.39 (m, 1 H), 6.43 (d, J = 8.4 Hz, 1 H), 7.27 (d, J
15 = 9.3 Hz, 1 H), 7.25 - 7.45 (m, 2 H), 7.64 - 7.80 (m, 2 H), 9.12 - 9.29 (m, 2 H); MS (HRFAB) m/z 537.2511 (M + H)⁺; 537.2495 calculated for C₂₄H₃₆N₆SO₆.

N. Synthesis of cyclo-(Gly-Orn(Lithocholyl)-Cyc(Ts)-Gly-Gly-)

20 To a solution of cyclo-(Gly-Orn-Cyc(Ts)-Gly-Gly-) (1.0 g, 1.9 mmol) in CHCl₃ (25 mL) was added lithocholic acid NHS active ester (881 mg, 1.9 mmol) and the resulting mixture was stirred for 16 h thereafter.
25 Addition of ethyl ether (50 mL) produced a solid. Filtration afforded 946 mg (56 % yield) of the product as a tan powder: ¹H NMR (CD₃OD) δ 0.66 (m, 3 H), 0.93 (bs, 6 H), 0.94 - 2.37 (complex m, 48 H), 2.43 (s, 3H), 2.80 - 4.60 (bm, 14 H), 7.39 (bs, 2 H), 7.80 (bs, 2 H);
30 MS (HRFAB) m/z 895.5432 (M + H)⁺; 895.5367 calculated for C₄₈H₇₅N₆O₈S.

O. Synthesis of 2,3-(R,R)-Cyclohexano-6-(S)-{3-(lithocholylamino)propyl}-1,4,7,10,13-penta-azacclopentadecane

To a suspension of cyclo-(Gly-Orn(Lithocholyl)-Cyc(Ts)-Gly-Gly-) (2.70 g, 3.00 mmol) in THF (50 mL) was added lithium aluminum hydride (51.0 mL of a 1.0 M solution). The resulting mixture was refluxed for 16 h thereafter. The reaction mixture was cooled to $-20\text{ }^{\circ}\text{C}$ and quenched (cautiously) with 5 % Na_2SO_4 (30 mL) followed by methanol (30 mL). This solution was stirred at RT for 1 h and concentrated to a dry powder. The powder was triturated with ethyl ether (3 x 200 mL) and filtered. The ether was concentrated and the oil was recrystallized from acetonitrile to afford 800 mg (40 % yield) of product as a colorless oil: ^1H NMR (C_6D_6) δ 0.64 (s, 3 H), 0.67 (s, 3 H), 0.88 (d, $J = 3.0\text{ Hz}$, 3 H), 0.84 - 2.61 (complex m, 52 H), 2.38 - 2.95 (complex m, 14 H), 3.49 (m, 3 H); ^{13}C NMR (CDCl_3) δ 71.4, 63.1, 62.6, 61.8, 58.2, 56.5, 56.1, 51.5, 50.4, 50.1, 48.3, 47.9, 46.1, 45.7, 42.6, 42.1, 40.4, 40.1, 36.4, 35.8, 35.7, 35.6, 35.4, 34.5, 31.9, 31.7, 31.6, 30.8, 30.5, 29.4, 28.3, 27.2, 26.4, 26.2, 24.9, 24.2, 23.4, 20.8, 18.6, 12.0; MS(LRFAB, NBA + Li) m/z 677 (M+Li) $^+$.

P. Synthesis of [Manganese (II) dichloro 2,3-(R,R)-Cyclohexano-6-(S)-{3-(lithocholylamino)-propyl}-1,4,7,10,13-penta-azacclopentadecane]

2,3-(R,R)-Cyclohexano-6-(S)-{3-(lithocholylamino)propyl}-1,4,7,10,13-penta-azacclopentadecane prepared as in example 10 (547 mg, 0.817 mmol) was added to a hot anhydrous methanol solution (50 mL) containing manganese (II) chloride (103 mg, 0.818 mmol) under a dry nitrogen atmosphere. After refluxing for 2 h the solution was reduced to dryness and the residue was dissolved in a solvent mixture of THF (35 mL) and ethyl ether (5 mL) and

-56-

filtered through a pad of celite. Concentration and trituration with ethyl ether afforded after filtration 512 mg (79 % yield) of the complex as a white solid: FAB mass spectrum (NBA) m/z 760 $[M-Cl]^+$; Anal. Calculated. for $C_{41}H_{78}N_6OMnCl_2$: C, 61.79; H, 9.87; N, 10.55; Cl, 8.90. Found: C, 62.67; H, 9.84; N, 8.04; Cl, 8.29.

Example 2

10 Relaxivity measurements of the complex of Example 1 was determined.

Proton relaxation times (T_1) of the sample in 100mM Hepes buffer, pH=7.4, at 40°C were determined from a monoexponential curve fit obtained from inversion-
15 recovery pulse sequences ($180^\circ-\tau-90^\circ$) with a Bruker PC 120/125/10 VTs NMR process analyzer. The spectrometer was calibrated for each sample to assure accurate duration of 90° and 180° radio frequency pulses and appropriate magnetic field strength to match the 20 MHz
20 system operating frequency. The relaxivity (R_1) was obtained from the slope of a plot of $1/T_1$ versus the concentration of paramagnetic compound.

The relaxation time (T_2) of each sample in 100 mM Hepes buffer, pH=7.4, was measured at 40°C using a Carr-
25 Purcel-Meiboom-Gill pulse sequence on the same Bruker instrument. The relaxivity (R_2) was obtained from a plot of $1/T_2$ versus the concentration of the paramagnetic compound.

The relaxivity of the complex of Example 1 is as
30 follows: R_1 ($mM^{-1}sec^{-1}$)= 6.09 and R_2 ($mM^{-1}sec^{-1}$)= 18.5.

-57-

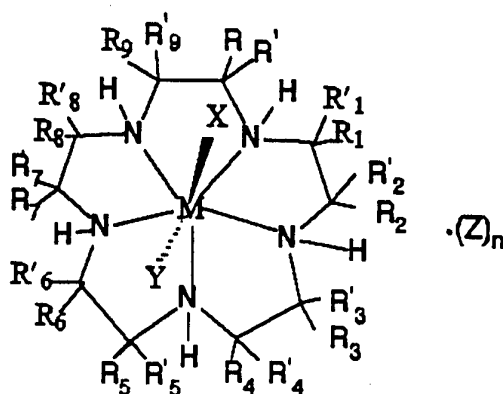
CLAIMS

That which is claimed is:

1. A method of magnetic resonance imaging
5 comprising:

(a) administering to a human or non-human
animal subject a contrast medium comprising a
physiologically compatible complex represented by the
formula:

10



wherein R, R', R₁, R'₁, R₂, R'₂, R₃, R'₃, R₄, R'₄, R₅, R'₅,
15 R₆, R'₆, R₇, R'₇, R₈, R'₈, R₉ and R'₉ independently
represents alkyl, alkenyl, alkynyl, cycloalkyl,
cycloalkenyl, cycloalkylalkyl, cycloalkylcycloalkyl,
cycloalkenylalkyl, alkylcycloalkyl, alkenylcycloalkyl,
alkylcycloalkenyl, alkenylcycloalkenyl, heterocyclic,
20 aryl and aralkyl radicals and radicals attached to the
α-carbon of α-amino acids; or R₁ or R'₁ and R₂ or R'₂, R₃
or R'₃ and R₄ or R'₄, R₅ or R'₅ and R₆ or R'₆, R₇ or R'₇
and R₈ or R'₈, and R₉ or R'₉ and R or R' together with
the carbon atoms to which they are attached

-58-

independently form a saturated, partially saturated or unsaturated cyclic having 3 to 20 carbon atoms; or R or R' and R₁ or R'₁, R₂ or R'₂ and R₃ or R'₃, R₄ or R'₄ and R₅ or R'₅, R₆ or R'₆ and R₇ or R'₇, and R₈ or R'₈ and R₉ or R'₉ together with the carbon atoms to which they are attached independently form a nitrogen containing heterocycle having 2 to 20 carbon atoms provided that when the nitrogen containing heterocycle is an aromatic heterocycle which does not contain a hydrogen attached to the nitrogen, the hydrogen attached to the nitrogen in said formula, which nitrogen is also in the macrocycle and the R groups attached to the same carbon atoms of the macrocycle are absent; and combinations thereof;

wherein (1) one to five of the "R" groups are attached to biomolecules via a linker group, (2) one of X, Y and Z is attached to a biomolecule via a linker group, or (3) one to five of the "R" groups and one of X, Y and Z are attached to biomolecules via a linker group; and said biomolecules are independently selected from the group consisting of steroids, carbohydrates, fatty acids, amino acids, peptides, proteins, antibodies, vitamins, lipids, phospholipids, phosphates, phosphonates, nucleic acids, enzyme substrates, enzyme inhibitors and enzyme receptor substrates and said linker group is derived from a substituent attached to said "R" group or said X, Y and Z which is reactive with the biomolecule and is selected from the group consisting of -NH₂, -NHR₁₀, -SH, -OH, -COOH, -COOR₁₀, -CONH₂, -NCO, -NCS, -COOX", alkenyl, alkynyl, halide, tosylate, mesylate, tresylate, triflate and phenol, wherein R₁₀ is alkyl, aryl or alkaryl and X" is a halide; and

wherein X, Y and Z are ligands independently selected from the group consisting of halide, oxo, aquo, hydroxo, alcohol, phenol, dioxygen, peroxo, hydroperoxo,

alkylperoxo, arylperoxo, ammonia, alkylamino, arylamino, heterocycloalkyl amino, heterocycloaryl amino, amine oxides, hydrazine, alkyl hydrazine, aryl hydrazine, nitric oxide, cyanide, cyanate, thiocyanate,
5 isocyanate, isothiocyanate, alkyl nitrile, aryl nitrile, alkyl isonitrile, aryl isonitrile, nitrate, nitrite, azido, alkyl sulfonic acid, aryl sulfonic acid, alkyl sulfoxide, aryl sulfoxide, alkyl aryl sulfoxide, alkyl sulfenic acid, aryl sulfenic acid, alkyl sulfinic
10 acid, aryl sulfinic acid, alkyl thiol carboxylic acid, aryl thiol carboxylic acid, alkyl thiol thiocarboxylic acid, aryl thiol thiocarboxylic acid, alkyl carboxylic acid, aryl carboxylic acid, urea, alkyl urea, aryl urea, alkyl aryl urea, thiourea, alkyl thiourea, aryl
15 thiourea, alkyl aryl thiourea, sulfate⁻, sulfite, bisulfate, bisulfite, thiosulfate, thiosulfite, hydrosulfite, alkyl phosphine, aryl phosphine, alkyl phosphine oxide, aryl phosphine oxide, alkyl aryl phosphine oxide, alkyl phosphine sulfide, aryl phosphine
20 sulfide, alkyl aryl phosphine sulfide, alkyl phosphonic acid, aryl phosphonic acid, alkyl phosphinic acid, aryl phosphinic acid, alkyl phosphinous acid, aryl phosphinous acid, phosphate, thiophosphate, phosphite, pyrophosphite, triphosphate, hydrogen phosphate,
25 dihydrogen phosphate, alkyl guanidino, aryl guanidino, alkyl aryl guanidino, alkyl carbamate, aryl carbamate, alkyl aryl carbamate, alkyl thiocarbamate, aryl thiocarbamate, alkylaryl thiocarbamate, alkyl dithiocarbamate, aryl dithiocarbamate, alkylaryl
30 dithiocarbamate, bicarbonate, carbonate, perchlorate, chlorate, chlorite, hypochlorite, perbromate, bromate, bromite, hypobromite, tetrahalomanganate, tetrafluoroborate, hexafluoroantimonate, hypophosphite, iodate, periodate, metaborate, tetraaryl borate, tetra
35 alkyl borate, tartrate, salicylate, succinate, citrate, ascorbate, saccharinate, amino acid, hydroxamic acid,

-60-

thiosylate, and anions of ion exchange resins, or the corresponding anions thereof, or X, Y and Z are independently attached to one or more of the "R" groups and n is an integer from 0 to 3;

5 M is a paramagnetic metal selected from the group consisting of metals having atomic numbers 21-29, 42-44 and 57-71; and a nontoxic, pharmaceutically acceptable carrier, adjuvant or vehicle; and

(b) generating a magnetic resonance image
10 of at least a part of said subject.

2. Method of Claim 1 wherein M is Mn(II) or Gd(III).

3. Method of Claim 2 wherein M is Mn(II).

4. Method of Claim 1 wherein 1 to 2 of the "R"
15 groups are attached to biomolecules via a linker group and none of X, Y and Z is attached to a biomolecule via a linker group.

5. Method of Claim 1 wherein one of X, Y and Z is attached to a biomolecule via a linker group and none
20 of the "R" groups are attached to biomolecules via a linker group.

6. Method of Claim 1 wherein a maximum of one "R" group attached to the carbon atoms of the macrocycle located between nitrogen atoms has a biomolecule
25 attached via a linker group.

7. Method of Claim 1 wherein at least one of the "R" groups, in addition to the "R" groups which are attached to biomolecules via a linker group, are independently selected from the group consisting of
30 alkyl, cycloalkyl, cycloalkylalkyl, aralkyl, alkaryl, aryl, heterocyclics and radicals attached to the α -carbon of α -amino acids, and the remaining "R" groups are independently selected from hydrogen, saturated, partially saturated or unsaturated cyclics or a nitrogen
35 containing heterocycle.

-61-

8. Method of Claim 7 wherein at least two of the "R" groups, in addition to the "R" groups which are attached to biomolecules via a linker group, are independently selected from the group consisting of
5 alkyl, cycloalkyl, cycloalkylalkyl, aralkyl, alkaryl, aryl, heterocyclics and radicals attached to the α -carbon of α -amino acids.

9. Method of Claim 7 wherein at least one of the "R" groups, in addition to the "R" groups which are
10 attached to biomolecules, via a linker group, are alkyl and the remaining "R" groups are independently selected from hydrogen or saturated, partially saturated or unsaturated cyclics.

10. Method of Claim 1 wherein at least one of R_1
15 or R'_1 and R_2 or R'_2 , R_3 or R'_3 and R_4 or R'_4 , R_5 or R'_5 and R_6 or R'_6 , R_7 or R'_7 and R_8 or R'_8 , and R_9 or R'_9 and R or R' together with the carbon atoms to which they are attached represent a saturated, partially saturated or unsaturated cyclic having 3 to 20 carbon atoms and the
20 remaining "R" groups in addition to the "R" groups which are attached to biomolecules via linker groups are independently selected from hydrogen, nitrogen containing heterocycles or alkyl groups.

11. Method of Claim 10 wherein at least two of R_1
25 or R'_1 and R_2 or R'_2 , R_3 or R'_3 and R_4 or R'_4 , R_5 or R'_5 and R_6 or R'_6 , R_7 or R'_7 and R_8 or R'_8 , and R_9 or R'_9 and R or R' together with the carbon atoms to which they are attached represent a saturated, partially saturated or unsaturated cyclic having 3 to 20 carbon atoms and the
30 remaining "R" groups in addition to the "R" groups which are attached to biomolecules via linker groups are independently selected from hydrogen, nitrogen containing heterocycles or alkyl groups.

12. Method of Claim 10 wherein said saturated,
35 partially saturated or unsaturated cyclic is cyclohexyl.

-62-

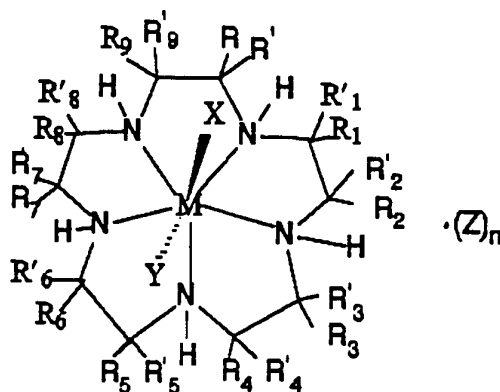
13. Method of Claim 12 wherein said remaining "R" groups in addition to the "R" groups which are attached to biomolecules via linker groups are independently selected from hydrogen or alkyl groups.

5 14. Method of Claim 1 wherein said R or R' and R₁ or R₁', R₂ or R₂' and R₃ or R₃', R₄ or R₄' and R₅ or R₅', R₆ or R₆' and R₇ or R₇', and R₈ or R₈' and R₉ or R₉' together with the carbon atoms to which they are attached are found to form a nitrogen containing
10 heterocycle having 2 to 20 carbon atoms, and the remaining "R" groups in addition to the "R" groups which are attached to biomolecules via a linker group are independently selected from hydrogen, saturated,
15 partially saturated or unsaturated cyclics or alkyl groups.

15. Method of Claim 1 wherein X, Y and Z are independently selected from the group consisting of halide, organic acid, nitrate and bicarbonate anions.

16. A method of diagnostic imaging comprising:
20 (a) administering to a human or non-human animal subject a diagnostic agent comprising a physiologically compatible complex represented by the formula:

25



-63-

wherein R, R', R₁, R'₁, R₂, R'₂, R₃, R'₃, R₄, R'₄, R₅, R'₅, R₆, R'₆, R₇, R'₇, R₈, R'₈, R₉ and R'₉ independently represents alkyl, alkenyl, alkynyl, cycloalkyl, cycloalkenyl, cycloalkylalkyl, cycloalkylcycloalkyl, cycloalkenylalkyl, alkylcycloalkyl, alkenylcycloalkyl, alkylcycloalkenyl, alkenylcycloalkenyl, heterocyclic, aryl and aralkyl radicals and radicals attached to the α -carbon of α -amino acids; or R₁ or R'₁ and R₂ or R'₂, R₃ or R'₃ and R₄ or R'₄, R₅ or R'₅ and R₆ or R'₆, R₇ or R'₇ and R₈ or R'₈, and R₉ or R'₉ and R or R' together with the carbon atoms to which they are attached independently form a saturated, partially saturated or unsaturated cyclic having 3 to 20 carbon atoms; or R or R' and R₁ or R'₁, R₂ or R'₂ and R₃ or R'₃, R₄ or R'₄ and R₅ or R'₅, R₆ or R'₆ and R₇ or R'₇, and R₈ or R'₈ and R₉ or R'₉ together with the carbon atoms to which they are attached independently form a nitrogen containing heterocycle having 2 to 20 carbon atoms provided that when the nitrogen containing heterocycle is an aromatic heterocycle which does not contain a hydrogen attached to the nitrogen, the hydrogen attached to the nitrogen in said formula, which nitrogen is also in the macrocycle and the R groups attached to the same carbon atoms of the macrocycle are absent; and combinations thereof;

wherein (1) one to five of the "R" groups are attached to biomolecules via a linker group, (2) one of X, Y and Z is attached to a biomolecule via a linker group, or (3) one to five of the "R" groups and one of X, Y and Z are attached to biomolecules via a linker group; and said biomolecules are independently selected from the group consisting of steroids, carbohydrates, fatty acids, amino acids, peptides, proteins, antibodies, vitamins, lipids, phospholipids, phosphates, phosphonates, nucleic acids, enzyme substrates, enzyme inhibitors and enzyme receptor substrates and said

-64-

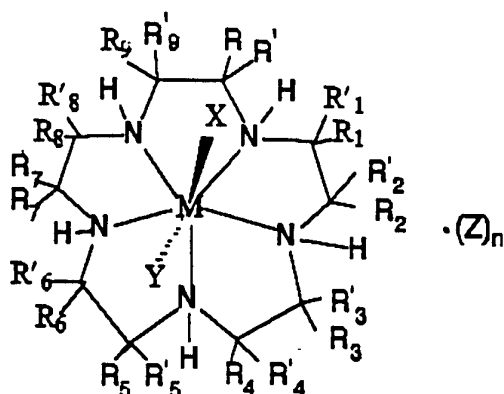
linker group is derived from a substituent attached to said "R" group or said X, Y and Z which is reactive with the biomolecule and is selected from the group consisting of -NH₂, -NHR₁₀, -SH, -OH, -COOH, -COOR₁₀,
5 -CONH₂, -NCO, -NCS, -COOX", alkenyl, alkynyl, halide, tosylate, mesylate, tresylate, triflate and phenol, wherein R₁₀ is alkyl, aryl or alkaryl and X" is a halide; and wherein X, Y and Z are ligands independently selected from the group consisting of halide, oxo, aquo,
10 hydroxo, alcohol, phenol, dioxygen, peroxy, hydroperoxy, alkylperoxy, arylperoxy, ammonia, alkylamino, arylamino, heterocycloalkyl amino, heterocycloaryl amino, amine oxides, hydrazine, alkyl hydrazine, aryl hydrazine, nitric oxide, cyanide, cyanate, thiocyanate,
15 isocyanate, isothiocyanate, alkyl nitrile, aryl nitrile, alkyl isonitrile, aryl isonitrile, nitrate, nitrite, azido, alkyl sulfonic acid, aryl sulfonic acid, alkyl sulfoxide, aryl sulfoxide, alkyl aryl sulfoxide, alkyl sulfenic acid, aryl sulfenic acid, alkyl sulfinic acid,
20 aryl sulfinic acid, alkyl thiol carboxylic acid, aryl thiol carboxylic acid, alkyl thiol thiocarboxylic acid, aryl thiol thiocarboxylic acid, alkyl carboxylic acid, aryl carboxylic acid, urea, alkyl urea, aryl urea, alkyl aryl urea, thiourea, alkyl thiourea, aryl thiourea, alkyl
25 aryl thiourea, sulfate, sulfite, bisulfate, bisulfite, thiosulfate, thiosulfite, hydrosulfite, alkyl phosphine, aryl phosphine, alkyl phosphine oxide, aryl phosphine oxide, alkyl aryl phosphine oxide, alkyl phosphine sulfide, aryl phosphine sulfide, alkyl aryl phosphine
30 sulfide, alkyl phosphonic acid, aryl phosphonic acid, alkyl phosphinic acid, aryl phosphinic acid, alkyl phosphinous acid, aryl phosphinous acid, phosphate, thiophosphate, phosphite, pyrophosphite, triphosphate, hydrogen phosphate, dihydrogen phosphate, alkyl
35 guanidino, aryl guanidino, alkyl aryl guanidino, alkyl carbamate, aryl carbamate, alkyl aryl carbamate, alkyl

thiocarbamate, aryl thiocarbamate, alkylaryl
 thiocarbamate, alkyl dithiocarbamate, aryl
 dithiocarbamate, alkylaryl dithiocarbamate, bicarbonate,
 carbonate, perchlorate, chlorate, chlorite,
 5 hypochlorite, perbromate, bromate, bromite, hypobromite,
 tetrahalomanganate, tetrafluoroborate,
 hexafluoroantimonate, hypophosphite, iodate, periodate,
 metaborate, tetraaryl borate, tetra alkyl borate,
 tartrate, salicylate, succinate, citrate, ascorbate,
 10 saccharinate, amino acid, hydroxamic acid, thiotosylate,
 and anions of ion exchange resins, or the corresponding
 anions thereof, or X, Y and Z are independently attached
 to one or more of the "R" groups and n is an integer
 from 0 to 3; M is a heavy metal selected from the group
 15 consisting of metals having atomic numbers 20-32, 42-44,
 49 and 57-83; and a nontoxic, pharmaceutically
 acceptable carrier, adjuvant or vehicle; and

(b) generating an X-ray, ultrasound or
 scintigraphic image of at least a part of said subject.

20 17. Method of Claim 16 wherein M is a radioactive
 metal isotope selected from the group consisting of ^{99m}Tc
 and ^{111}In and said image is a scintigraphic image.

18. A method of radiotherapy practiced on a human
 or non-human animal subject comprising administering to
 25 said subject a radioactive agent comprising a
 physiologically compatible complex represented by the
 formula:



-66-

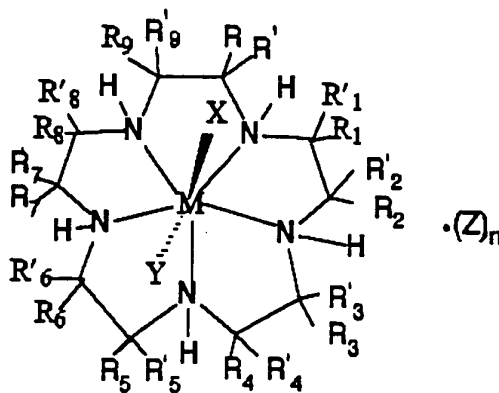
wherein R, R', R₁, R'₁, R₂, R'₂, R₃, R'₃, R₄, R'₄, R₅, R'₅,
R₆, R'₆, R₇, R'₇, R₈, R'₈, R₉ and R'₉ independently
represents alkyl, alkenyl, alkynyl, cycloalkyl,
cycloalkenyl, cycloalkylalkyl, cycloalkylcycloalkyl,
5 cycloalkenylalkyl, alkylcycloalkyl, alkenylcycloalkyl,
alkylcycloalkenyl, alkenylcycloalkenyl, heterocyclic,
aryl and aralkyl radicals and radicals attached to the
α-carbon of α-amino acids; or R₁ or R'₁ and R₂ or R'₂, R₃
or R'₃ and R₄ or R'₄, R₅ or R'₅ and R₆ or R'₆, R₇ or R'₇
10 and R₈ or R'₈, and R₉ or R'₉ and R or R' together with
the carbon atoms to which they are attached
independently form a saturated, partially saturated or
unsaturated cyclic having 3 to 20 carbon atoms; or R or
R' and R₁ or R'₁, R₂ or R'₂ and R₃ or R'₃, R₄ or R'₄ and
15 R₅ or R'₅, R₆ or R'₆ and R₇ or R'₇, and R₈ or R'₈ and R₉
or R'₉ together with the carbon atoms to which they are
attached independently form a nitrogen containing
heterocycle having 2 to 20 carbon atoms provided that
when the nitrogen containing heterocycle is an aromatic
20 heterocycle which does not contain a hydrogen attached
to the nitrogen, the hydrogen attached to the nitrogen
in said formula, which nitrogen is also in the
macrocycle and the R groups attached to the same carbon
atoms of the macrocycle are absent; and combinations
25 thereof;

wherein (1) one to five of the "R" groups are
attached to biomolecules via a linker group, (2) one of
X, Y and Z is attached to a biomolecule via a linker
group, or (3) one to five of the "R" groups and one of
30 X, Y and Z are attached to biomolecules via a linker
group; and said biomolecules are independently selected
from the group consisting of steroids, carbohydrates,
fatty acids, amino acids, peptides, proteins,
antibodies, vitamins, lipids, phospholipids, phosphates,
35 phosphonates, nucleic acids, enzyme substrates, enzyme
inhibitors and enzyme receptor substrates and said

-67-

linker group is derived from a substituent attached to said "R" group or said X, Y and Z which is reactive with the biomolecule and is selected from the group consisting of -NH₂, -NHR₁₀, -SH, -OH, -COOH, -COOR₁₀,
5 -CONH₂, -NCO, -NCS, -COOX", alkenyl, alkynyl, halide, tosylate, mesylate, tresylate, triflate and phenol, wherein R₁₀ is alkyl, aryl or alkaryl and X" is a halide; and
wherein X, Y and Z are ligands independently selected
10 from the group consisting of halide, oxo, aquo, hydroxo, alcohol, phenol, dioxygen, peroxy, hydroperoxy, alkylperoxy, arylperoxy, ammonia, alkylamino, arylamino, heterocycloalkyl amino, heterocycloaryl amino, amine oxides, hydrazine, alkyl hydrazine, aryl hydrazine,
15 nitric oxide, cyanide, cyanate, thiocyanate, isocyanate, isothiocyanate, alkyl nitrile, aryl nitrile, alkyl isonitrile, aryl isonitrile, nitrate, nitrite, azido, alkyl sulfonic acid, aryl sulfonic acid, alkyl sulfoxide, aryl sulfoxide, alkyl aryl sulfoxide,
20 alkyl sulfenic acid, aryl sulfenic acid, alkyl sulfinic acid, aryl sulfinic acid, alkyl thiol carboxylic acid, aryl thiol carboxylic acid, alkyl thiol thiocarboxylic acid, aryl thiol thiocarboxylic acid, alkyl carboxylic acid, aryl carboxylic acid, urea, alkyl urea, aryl
25 urea, alkyl aryl urea, thiourea, alkyl thiourea, aryl thiourea, alkyl aryl thiourea, sulfate, sulfite, bisulfate, bisulfite, thiosulfate, thiosulfite, hydrosulfite, alkyl phosphine, aryl phosphine, alkyl phosphine oxide, aryl phosphine oxide, alkyl aryl
30 phosphine oxide, alkyl phosphine sulfide, aryl phosphine sulfide, alkyl aryl phosphine sulfide, alkyl phosphonic acid, aryl phosphonic acid, alkyl phosphinic acid, aryl phosphinic acid, alkyl phosphinous acid, aryl phosphinous acid, phosphate, thiophosphate, phosphite,
35 pyrophosphite, triphosphate, hydrogen phosphate, dihydrogen phosphate, alkyl guanidino, aryl guanidino,

alkyl aryl guanidino, alkyl carbamate, aryl carbamate,
 alkyl aryl carbamate, alkyl thiocarbamate, aryl
 thiocarbamate, alkylaryl thiocarbamate, alkyl
 dithiocarbamate, aryl dithiocarbamate, alkylaryl
 5 dithiocarbamate, bicarbonate, carbonate, perchlorate,
 chlorate, chlorite, hypochlorite, perbromate, bromate,
 bromite, hypobromite, tetrahalomanganate,
 tetrafluoroborate, hexafluoroantimonate, hypophosphite,
 iodate, periodate, metaborate, tetraaryl borate, tetra
 10 alkyl borate, tartrate, salicylate, succinate, citrate,
 ascorbate, saccharinate, amino acid, hydroxamic acid,
 thiotosylate, and anions of ion exchange resins, or the
 corresponding anions thereof, or X, Y and Z are
 independently attached to one or more of the "R" groups
 15 and n is an integer from 0 to 3; -
 M is a radioactive metal isotope selected from the group
 consisting of ^{153}Sm , ^{67}Cu and ^{90}Y ; and a nontoxic,
 pharmaceutically acceptable carrier, adjuvant or
 vehicle.
 20 19. A compound which is a complex represented by
 the formula:



-69-

wherein R, R', R₁, R'₁, R₂, R'₂, R₃, R'₃, R₄, R'₄, R₅, R'₅,
R₆, R'₆, R₇, R'₇, R₈, R'₈, R₉ and R'₉ independently
represents alkyl, alkenyl, alkynyl, cycloalkyl,
cycloalkenyl, cycloalkylalkyl, cycloalkylcycloalkyl,
5 cycloalkenylalkyl, alkylcycloalkyl, alkenylcycloalkyl,
alkylcycloalkenyl, alkenylcycloalkenyl, heterocyclic,
aryl and aralkyl radicals and radicals attached to the
 α -carbon of α -amino acids; or R₁ or R'₁ and R₂ or R'₂, R₃
or R'₃ and R₄ or R'₄, R₅ or R'₅ and R₆ or R'₆, R₇ or R'₇
10 and R₈ or R'₈, and R₉ or R'₉ and R or R' together with
the carbon atoms to which they are attached
independently form a saturated, partially saturated or
unsaturated cyclic having 3 to 20 carbon atoms; or R or
R' and R₁ or R'₁, R₂ or R'₂ and R₃ or R'₃, R₄ or R'₄ and
15 R₅ or R'₅, R₆ or R'₆ and R₇ or R'₇, and R₈ or R'₈ and R₉
or R'₉ together with the carbon atoms to which they are
attached independently form a nitrogen containing
heterocycle having 2 to 20 carbon atoms provided that
when the nitrogen containing heterocycle is an aromatic
20 heterocycle which does not contain a hydrogen attached
to the nitrogen, the hydrogen attached to the nitrogen
in said formula, which nitrogen is also in the
macrocycle and the R groups attached to the same carbon
atoms of the macrocycle are absent; and combinations
25 thereof;

wherein (1) one to five of the "R" groups are
attached to biomolecules via a linker group, (2) one of
X, Y and Z is attached to a biomolecule via a linker
group, or (3) one to five of the "R" groups and one of
30 X, Y and Z are attached to biomolecules via a linker
group; and said biomolecules are independently selected
from the group consisting of steroids, carbohydrates,
fatty acids, amino acids, peptides, proteins,
antibodies, vitamins, lipids, phospholipids, phosphates,
35 phosphonates, nucleic acids, enzyme substrates, enzyme
inhibitors and enzyme receptor substrates and said

-70-

linker group is derived from a substituent attached to said "R" group or said X, Y and Z which is reactive with the biomolecule and is selected from the group consisting of -NH₂, -NHR₁₀, -SH, -OH, -COOH, -COOR₁₀,
5 -CONH₂, -NCO, -NCS, -COOX", alkenyl, alkynyl, halide, tosylate, mesylate, tresylate, triflate and phenol, wherein R₁₀ is alkyl, aryl or alkaryl and X" is a halide; and

wherein X, Y and Z are ligands independently selected
10 from the group consisting of halide, oxo, aquo, hydroxo, alcohol, phenol, dioxygen, peroxy, hydroperoxy, alkylperoxy, arylperoxy, ammonia, alkylamino, arylamino, heterocycloalkyl amino, heterocycloaryl amino, amine oxides, hydrazine, alkyl hydrazine, aryl hydrazine,
15 nitric oxide, cyanide, cyanate, thiocyanate, isocyanate, isothiocyanate, alkyl nitrile, aryl nitrile, alkyl isonitrile, aryl isonitrile, nitrate, nitrite, azido, alkyl sulfonic acid, aryl sulfonic acid, alkyl sulfoxide, aryl sulfoxide, alkyl aryl sulfoxide,
20 alkyl sulfenic acid, aryl sulfenic acid, alkyl sulfinic acid, aryl sulfinic acid, alkyl thiol carboxylic acid, aryl thiol carboxylic acid, alkyl thiol thiocarboxylic acid, aryl thiol thiocarboxylic acid, alkyl carboxylic acid, aryl carboxylic acid, urea, alkyl urea, aryl
25 urea, alkyl aryl urea, thiourea, alkyl thiourea, aryl thiourea, alkyl aryl thiourea, sulfate, sulfite, bisulfate, bisulfite, thiosulfate, thiosulfite, hydrosulfite, alkyl phosphine, aryl phosphine, alkyl phosphine oxide, aryl phosphine oxide, alkyl aryl
30 phosphine oxide, alkyl phosphine sulfide, aryl phosphine sulfide, alkyl aryl phosphine sulfide, alkyl phosphonic acid, aryl phosphonic acid, alkyl phosphinic acid, aryl phosphinic acid, alkyl phosphinous acid, aryl phosphinous acid, phosphate, thiophosphate, phosphite,
35 pyrophosphite, triphosphate, hydrogen phosphate, dihydrogen phosphate, alkyl guanidino, aryl guanidino,

-71-

alkyl aryl guanidino, alkyl carbamate, aryl carbamate,
alkyl aryl carbamate, alkyl thiocarbamate, aryl
thiocarbamate, alkylaryl thiocarbamate, alkyl
dithiocarbamate, aryl dithiocarbamate, alkylaryl
5 dithiocarbamate, bicarbonate, carbonate, perchlorate,
chlorate, chlorite, hypochlorite, perbromate, bromate,
bromite, hypobromite, tetrahalomanganate,
tetrafluoroborate, hexafluoroantimonate, hypophosphite,
iodate, periodate, metaborate, tetraaryl borate, tetra
10 alkyl borate, tartrate, salicylate, succinate, citrate,
ascorbate, saccharinate, amino acid, hydroxamic acid,
thiotosylate, and anions of ion exchange resins, or the
corresponding anions thereof, or X, Y and Z are
independently attached to one or more of the "R" groups
15 and n is an integer from 0 to 3; and -
M is a paramagnetic metal selected from the group
consisting of metals having atomic numbers 21-24, 26-29,
42-44, 49 and 57-83.

(b) generating a magnetic resonance image of
20 at least a part of said subject.

20. Compound of Claim 19 wherein M is Gd(III).

21. Compound of Claim 19 wherein 1 to 2 of the
"R" groups are attached to biomolecules via a linker
group and none of X, Y and Z is attached to a
25 biomolecule via a linker group.

22. Compound of Claim 19 wherein one of X, Y and
Z is attached to a biomolecule via a linker group and
none of the "R" groups are attached to biomolecules via
30 a linker group.

23. Compound of Claim 19 wherein a maximum of one
"R" group attached to the carbon atoms of the macrocycle
located between nitrogen atoms has a biomolecule
attached via a linker group.

35 24. Compound of Claim 19 wherein at least one of
the "R" groups, in addition to the "R" groups which are

-72-

attached to biomolecules via a linker group, are independently selected from the group consisting of alkyl, cycloalkyl, cycloalkylalkyl, aralkyl, alkaryl, aryl, heterocyclics and radicals attached to the

5 α -carbon of α -amino acids, and the remaining "R" groups are independently selected from hydrogen, saturated, partially saturated or unsaturated cyclics or a nitrogen containing heterocycle.

25. Compound of Claim 24 wherein at least two of

10 the "R" groups, in addition to the "R" groups which are attached to biomolecules via a linker group, are independently selected from the group consisting of alkyl, cycloalkyl, cycloalkylalkyl, aralkyl, alkaryl, aryl, heterocyclics and radicals attached to the

15 α -carbon of α -amino acids.

26. Compound of Claim 24 wherein at least one of the "R" groups, in addition to the "R" groups which are attached to biomolecules, via a linker group, are alkyl and the remaining "R" groups are independently selected

20 from hydrogen or saturated, partially saturated or unsaturated cyclics.

27. Compound of Claim 19 wherein at least one of R_1 or R'_1 and R_2 or R'_2 , R_3 or R'_3 and R_4 or R'_4 , R_5 or R'_5 and R_6 or R'_6 , R_7 or R'_7 and R_8 or R'_8 , and R_9 or R'_9

25 and R or R' together with the carbon atoms to which they are attached represent a saturated, partially saturated or unsaturated cyclic having 3 to 20 carbon atoms and the remaining "R" groups in addition to the "R" groups which are attached to biomolecules via linker groups are

30 independently selected from hydrogen, nitrogen containing heterocycles or alkyl groups.

28. Compound of Claim 27 wherein at least two of R_1 or R'_1 and R_2 or R'_2 , R_3 or R'_3 and R_4 or R'_4 , R_5 or R'_5 and R_6 or R'_6 , R_7 or R'_7 and R_8 or R'_8 , and R_9 or R'_9

35 and R or R' together with the carbon atoms to which they are attached represent a saturated, partially saturated

-73-

or unsaturated cyclic having 3 to 20 carbon atoms and the remaining "R" groups in addition to the "R" groups which are attached to biomolecules via linker groups are independently selected from hydrogen, nitrogen
5 containing heterocycles or alkyl groups.

29. Compound of Claim 27 wherein said saturated, partially saturated or unsaturated cyclic is cyclohexyl.

30. Compound of Claim 29 wherein said remaining "R" groups in addition to the "R" groups which are
10 attached to biomolecules via linker groups are independently selected from hydrogen or alkyl groups.

31. Compound of Claim 19 wherein said R or R' and R₁ or R₁' , R₂ or R₂' and R₃ or R₃' , R₄ or R₄' and R₅ or R₅' , R₆ or R₆' and R₇ or R₇' , and R₈ or R₈' and R₉ or R₉'
15 together with the carbon atoms to which they are attached are found to form a nitrogen containing heterocycle having 2 to 20 carbon atoms, and the remaining "R" groups in addition to the "R" groups which are attached to biomolecules via a linker group are
20 independently selected from hydrogen, saturated, partially saturated or unsaturated cyclics or alkyl groups.

32. Compound of Claim 19 wherein X, Y and Z are
25 halide, organic acid, nitrate and bicarbonate anions.

INTERNATIONAL SEARCH REPORT

International Application No
PCT/US 96/13044

A. CLASSIFICATION OF SUBJECT MATTER
IPC 6 A61K49/00 A61K51/06

According to International Patent Classification (IPC) or to both national classification and IPC

B. FIELDS SEARCHED

Minimum documentation searched (classification system followed by classification symbols)

IPC 6 A61K

Documentation searched other than minimum documentation to the extent that such documents are included in the fields searched

Electronic data base consulted during the international search (name of data base and, where practical, search terms used)

C. DOCUMENTS CONSIDERED TO BE RELEVANT

Category *	Citation of document, with indication, where appropriate, of the relevant passages	Relevant to claim No.
X	EP,A,0 524 161 (MONSANTO COMPANY) 20 January 1993 see the whole document ---	19-32
P,X	WO,A,95 28968 (MONSANTO COMPANY ET AL.) 2 November 1995 see the whole document -----	19-32

Further documents are listed in the continuation of box C.

Patent family members are listed in annex.

* Special categories of cited documents :

- *A* document defining the general state of the art which is not considered to be of particular relevance
- *E* earlier document but published on or after the international filing date
- *L* document which may throw doubts on priority claim(s) or which is cited to establish the publication date of another citation or other special reason (as specified)
- *O* document referring to an oral disclosure, use, exhibition or other means
- *P* document published prior to the international filing date but later than the priority date claimed

- *T* later document published after the international filing date or priority date and not in conflict with the application but cited to understand the principle or theory underlying the invention
- *X* document of particular relevance; the claimed invention cannot be considered novel or cannot be considered to involve an inventive step when the document is taken alone
- *Y* document of particular relevance; the claimed invention cannot be considered to involve an inventive step when the document is combined with one or more other such documents, such combination being obvious to a person skilled in the art.
- * & * document member of the same patent family

Date of the actual completion of the international search

11 November 1996

Date of mailing of the international search report

04.12.96

Name and mailing address of the ISA

European Patent Office, P.B. 5818 Patentlaan 2
NL - 2280 HV Rijswijk
Tel. (+ 31-70) 340-2040, Tx. 31 651 epo nl,
Fax: (+ 31-70) 340-3016

Authorized officer

Alvarez Alvarez, C

INTERNATIONAL SEARCH REPORT

International application No.

PCT/US 96/ 13044

Box I Observations where certain claims were found unsearchable (Continuation of item 1 of first sheet)

This International Search Report has not been established in respect of certain claims under Article 17(2)(a) for the following reasons:

1. Claims Nos.:
because they relate to subject matter not required to be searched by this Authority, namely:
Remark: Although claim(s) 1-18
is(are) directed to a method of treatment of the human/animal
body, the search has been carried out and based on the alleged
effects of the compound/composition.
2. Claims Nos.:
because they relate to parts of the International Application that do not comply with the prescribed requirements to such
an extent that no meaningful International Search can be carried out, specifically:
3. Claims Nos.:
because they are dependent claims and are not drafted in accordance with the second and third sentences of Rule 6.4(a).

Box II Observations where unity of invention is lacking (Continuation of item 2 of first sheet)

This International Searching Authority found multiple inventions in this international application, as follows:

1. As all required additional search fees were timely paid by the applicant, this International Search Report covers all
searchable claims.
2. As all searchable claims could be searched without effort justifying an additional fee, this Authority did not invite payment
of any additional fee.
3. As only some of the required additional search fees were timely paid by the applicant, this International Search Report
covers only those claims for which fees were paid, specifically claims Nos.:
4. No required additional search fees were timely paid by the applicant. Consequently, this International Search Report is
restricted to the invention first mentioned in the claims; it is covered by claims Nos.:

Remark on Protest

- The additional search fees were accompanied by the applicant's protest.
- No protest accompanied the payment of additional search fees.

INTERNATIONAL SEARCH REPORT

Information on patent family members

International Application No PCT/US 96/13044
--

Patent document cited in search report	Publication date	Patent family member(s)	Publication date
EP-A-524161	20-01-93	AU-B- 661023 AU-A- 2338392 CA-A- 2072897 CA-A- 2072934 EP-A- 0598753 JP-T- 6509566 NZ-A- 272364 WO-A- 9302090 ZA-A- 9205139	13-07-95 23-02-93 20-01-93 20-01-93 01-06-94 27-10-94 27-02-96 04-02-93 26-04-93
WO-A-9528968	02-11-95	AU-A- 2128895	16-11-95