

- [54] **DESK**
- [75] Inventor: **Carel A. van Ditshuizen, Wehl,**
Netherlands
- [73] Assignee: **Assenburg B.V., Tilburg,**
Netherlands
- [**] Term: **14 Years**
- [21] Appl. No.: **277,068**
- [22] Filed: **Nov. 28, 1988**
- [30] **Foreign Application Priority Data**
May 27, 1988 [IB] Int'l Pat. Institute DMA/000779
- [52] U.S. Cl. **D6/422; D6/420;**
D6/484
- [58] Field of Search **D6/419-428,**
D6/480, 484; 108/5, 6, 7, 8; 312/194-196
- [56] **References Cited**
U.S. PATENT DOCUMENTS
- | | | | | |
|------------|---------|--------------------|-------|----------|
| D. 166,620 | 4/1952 | Petrone | | D6/431 X |
| D. 193,559 | 9/1962 | Barnes | | D6/420 |
| D. 199,847 | 12/1964 | Ulrich, Jr. et al. | | D6/420 |
| D. 288,750 | 3/1987 | Friedman | | D6/431 X |

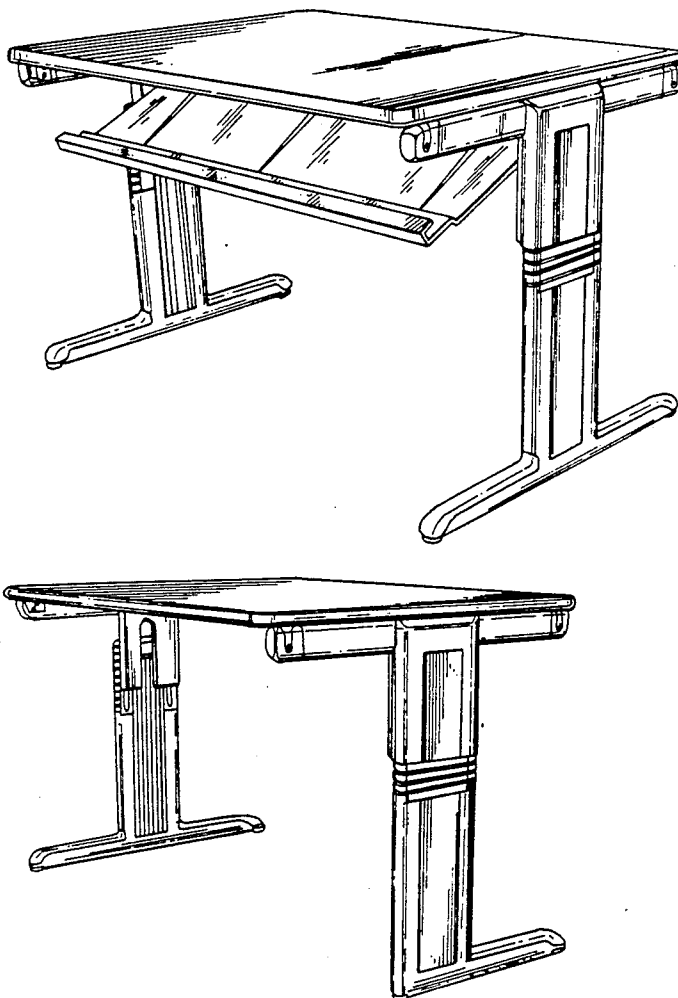
D. 306,105 2/1990 Newhouse D6/420
D. 312,928 12/1990 Scheffers D6/420 X

Primary Examiner—Carmen H. Vales-Lado
Attorney, Agent, or Firm—Ladas & Parry

[57] **CLAIM**
The ornamental design for a desk, as shown and described.

DESCRIPTION

FIG. 1 is a perspective view of a desk showing my new design;
FIG. 2 is a left side elevational view thereof;
FIG. 3 is a side elevational view in an alternate position of use;
FIG. 4 is a right elevational view in a second alternate position of use;
FIG. 5 is a left side elevational view of a third alternate position of use;
FIG. 6 is an enlarged detailed perspective view of the interior of the support leg;
FIG. 7 is a front perspective view of a modified embodiment of the desk shown in FIG. 1;
FIG. 8 is a rear perspective view thereof; and
FIG. 9 is a side elevational view thereof.






FIG. 1

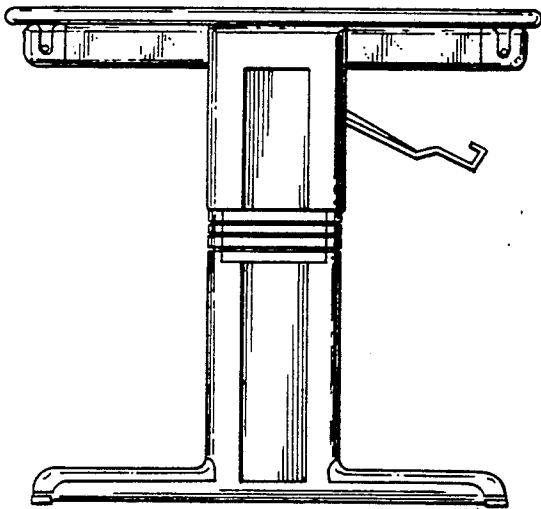


FIG. 2

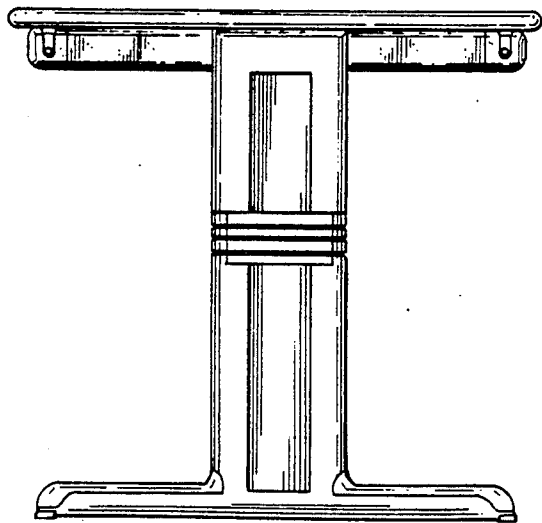


FIG. 3

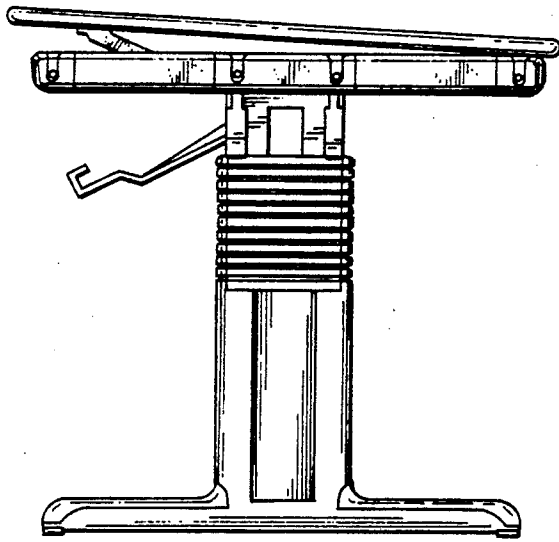


FIG. 4

FIG. 5

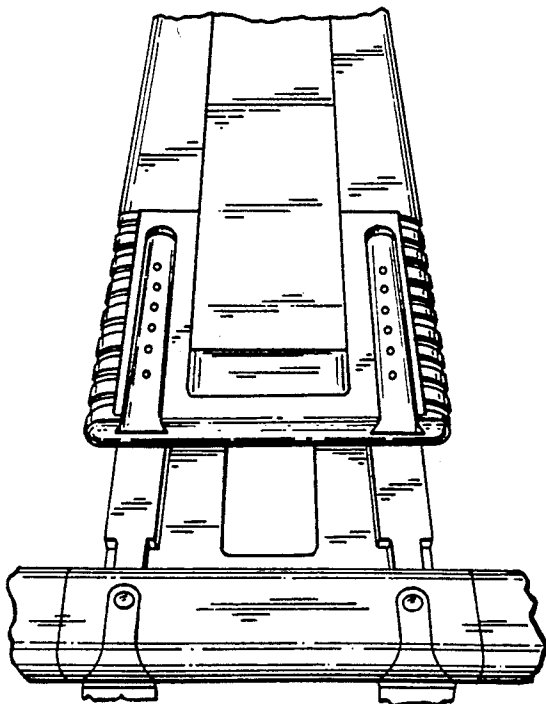
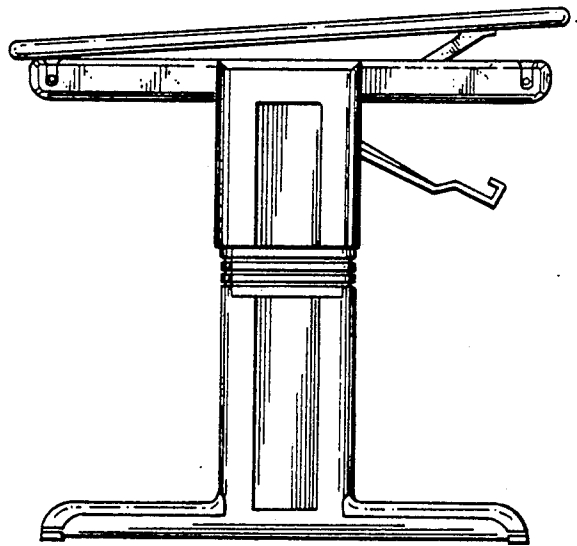


FIG. 6

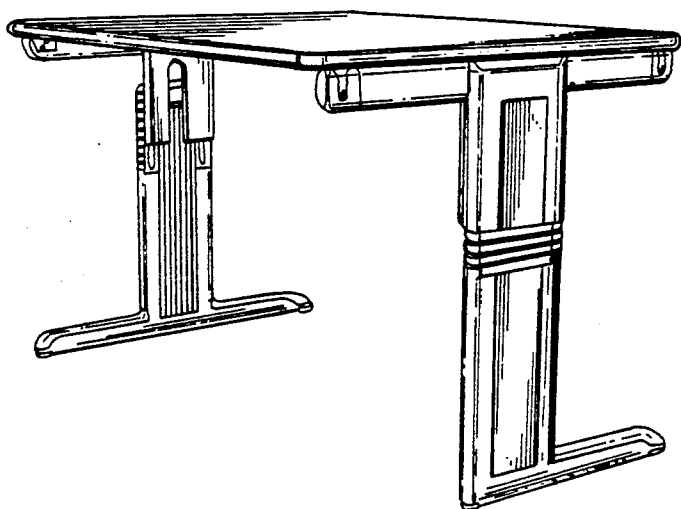


FIG. 7

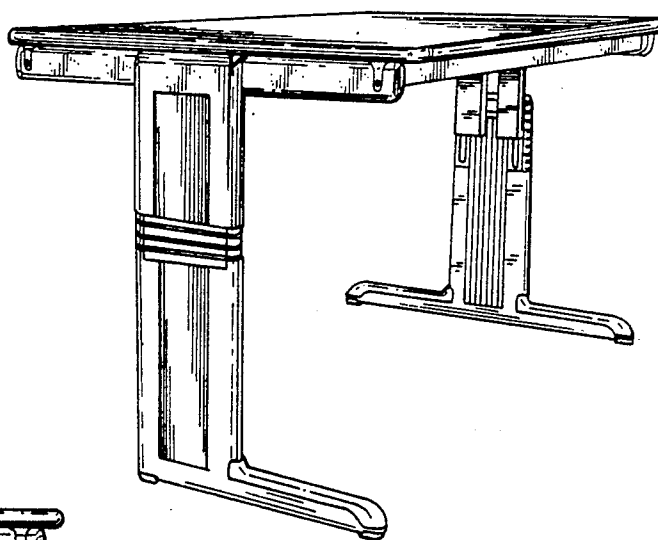


FIG. 8




FIG. 9