



US00D790032S

(12) **United States Design Patent**
Stone

(10) **Patent No.:** **US D790,032 S**

(45) **Date of Patent:** **** Jun. 20, 2017**

(54) **ICE FISHING PAN**

(71) Applicant: **James Ryan Stone**, Garden City, UT
(US)

(72) Inventor: **James Ryan Stone**, Garden City, UT
(US)

(**) Term: **15 Years**

(21) Appl. No.: **29/562,590**

(22) Filed: **Apr. 27, 2016**

(51) **LOC (10) Cl.** **22-05**

(52) **U.S. Cl.** **D22/134**
USPC

(58) **Field of Classification Search**
USPC D22/134, 199; 43/4, 4.5; D7/501, 506,
D7/553.4

CPC A01K 69/00; A01K 97/00; A01K 97/01
See application file for complete search history.

(56) **References Cited**

U.S. PATENT DOCUMENTS

5,956,882 A * 9/1999 Deimel A01K 97/01
43/4
D448,622 S * 10/2001 Horvat D7/501

D467,988 S * 12/2002 Kemper D22/134
D518,550 S * 4/2006 Bertin D22/134
D648,819 S * 11/2011 Bronk D22/122
D649,216 S * 11/2011 Dodge D22/134
8,943,733 B2 * 2/2015 Katz A01K 97/01
43/4
D778,397 S * 2/2017 Zhang D22/122

* cited by examiner

Primary Examiner — Catheri Oliver-Garcia

(74) *Attorney, Agent, or Firm* — Workman Nydegger

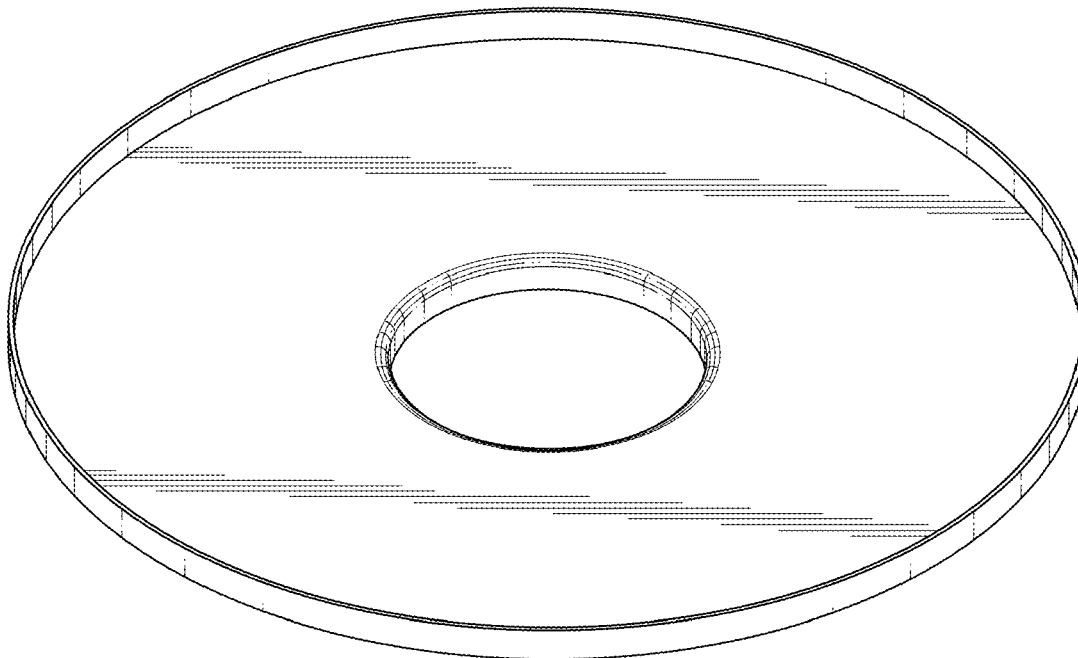
(57) **CLAIM**

The ornamental design for an ice fishing pan, as shown and described.

DESCRIPTION

FIG. 1 is a perspective view of an ice fishing pan in an environment of use showing the new design;
FIG. 2 is a top perspective view of an ice fishing pan showing the new design;
FIG. 3 is a bottom perspective view thereof;
FIG. 4 is a top plan view thereof;
FIG. 5 is a side elevational view thereof; and,
FIG. 6 is a bottom plan view thereof.
In the drawings, the broken lines depict environmental subject matter only and form no part of the claimed design.

1 Claim, 4 Drawing Sheets



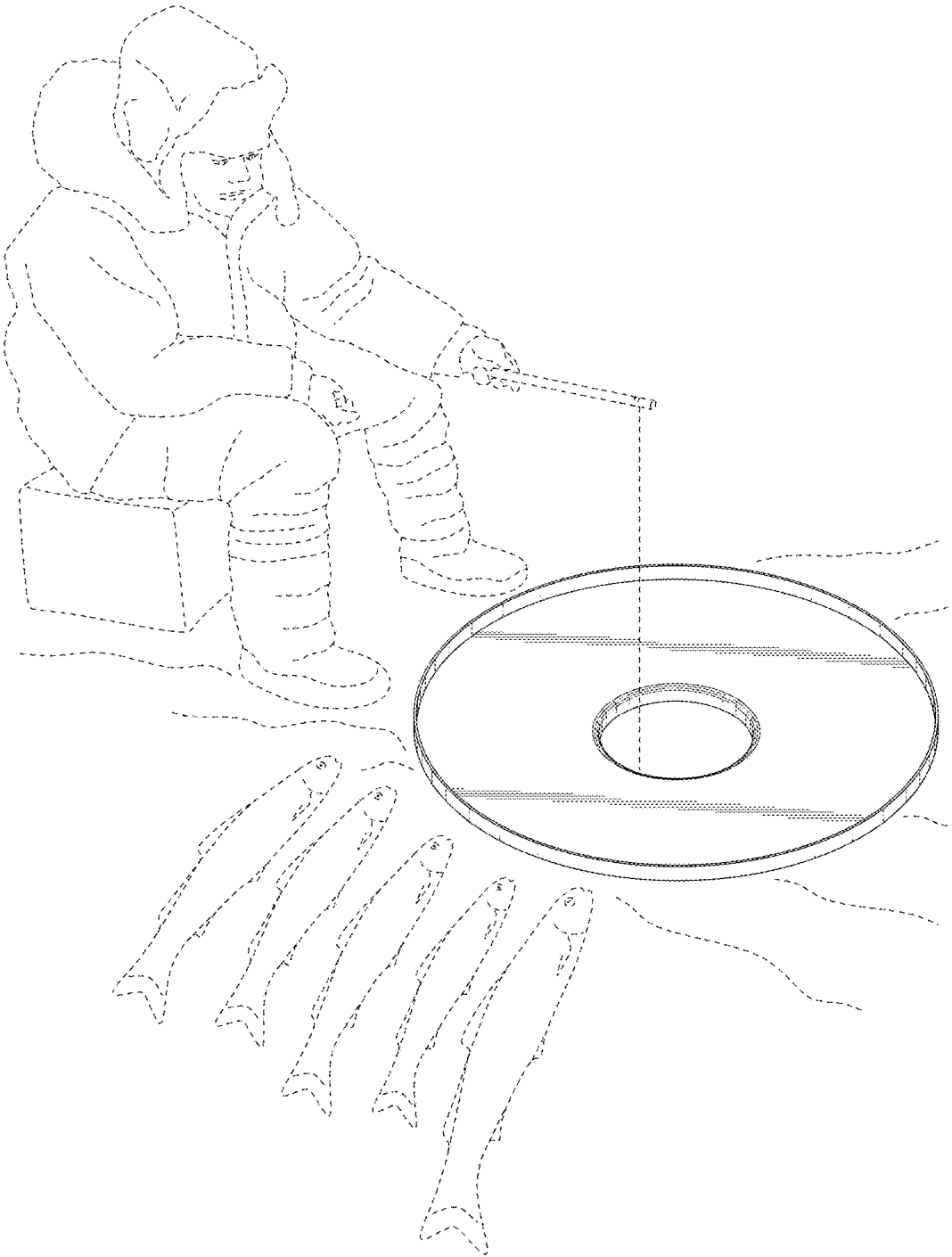


FIG. 1

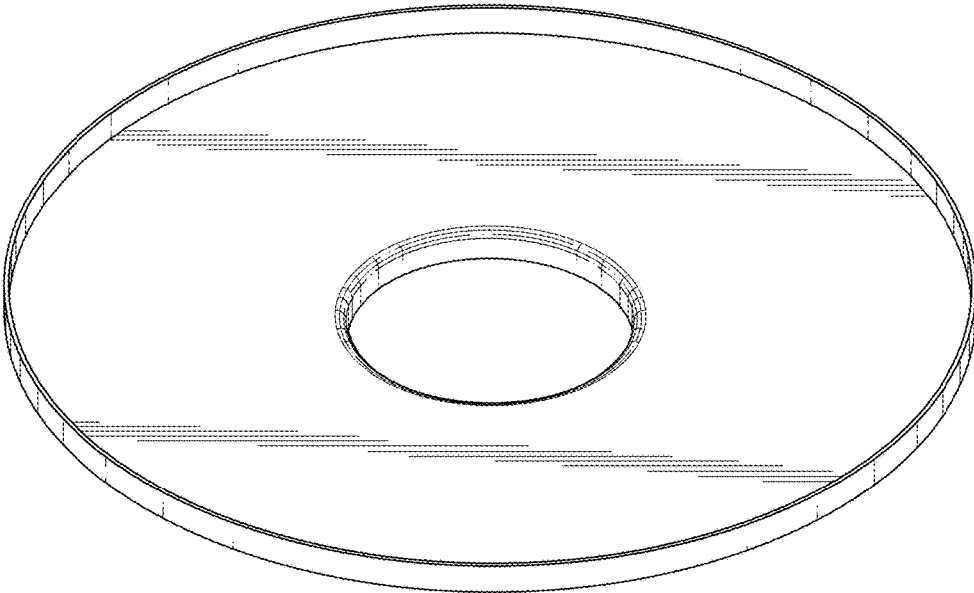


FIG. 2

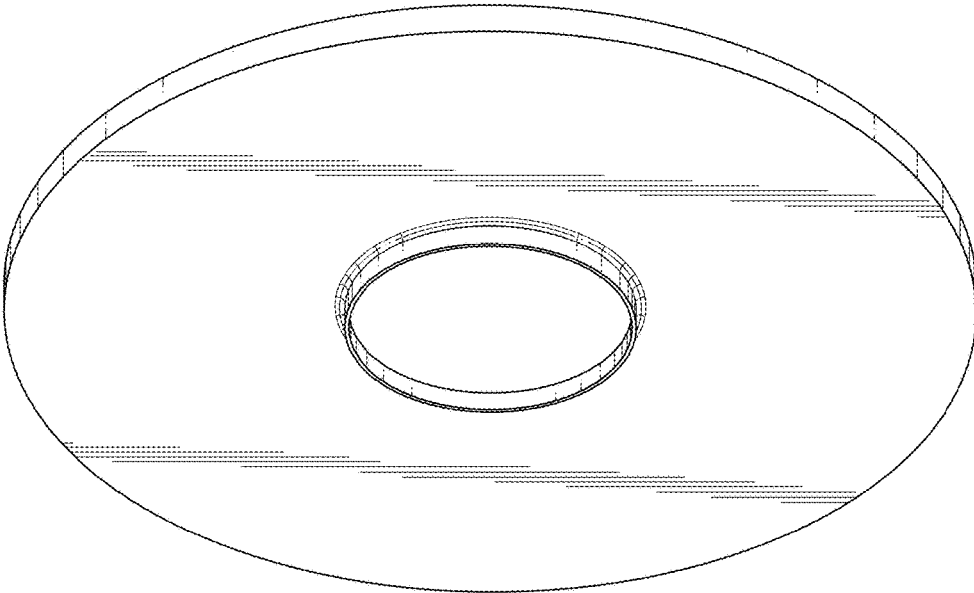


FIG. 3

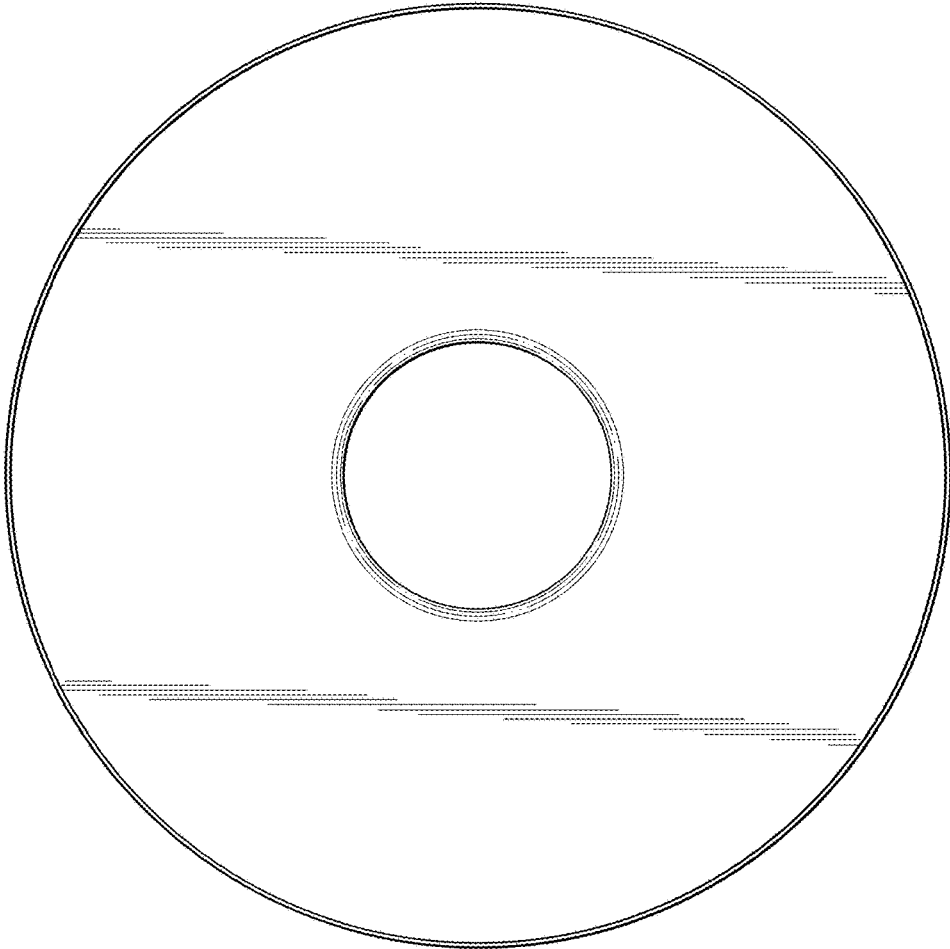


FIG. 4



FIG. 5

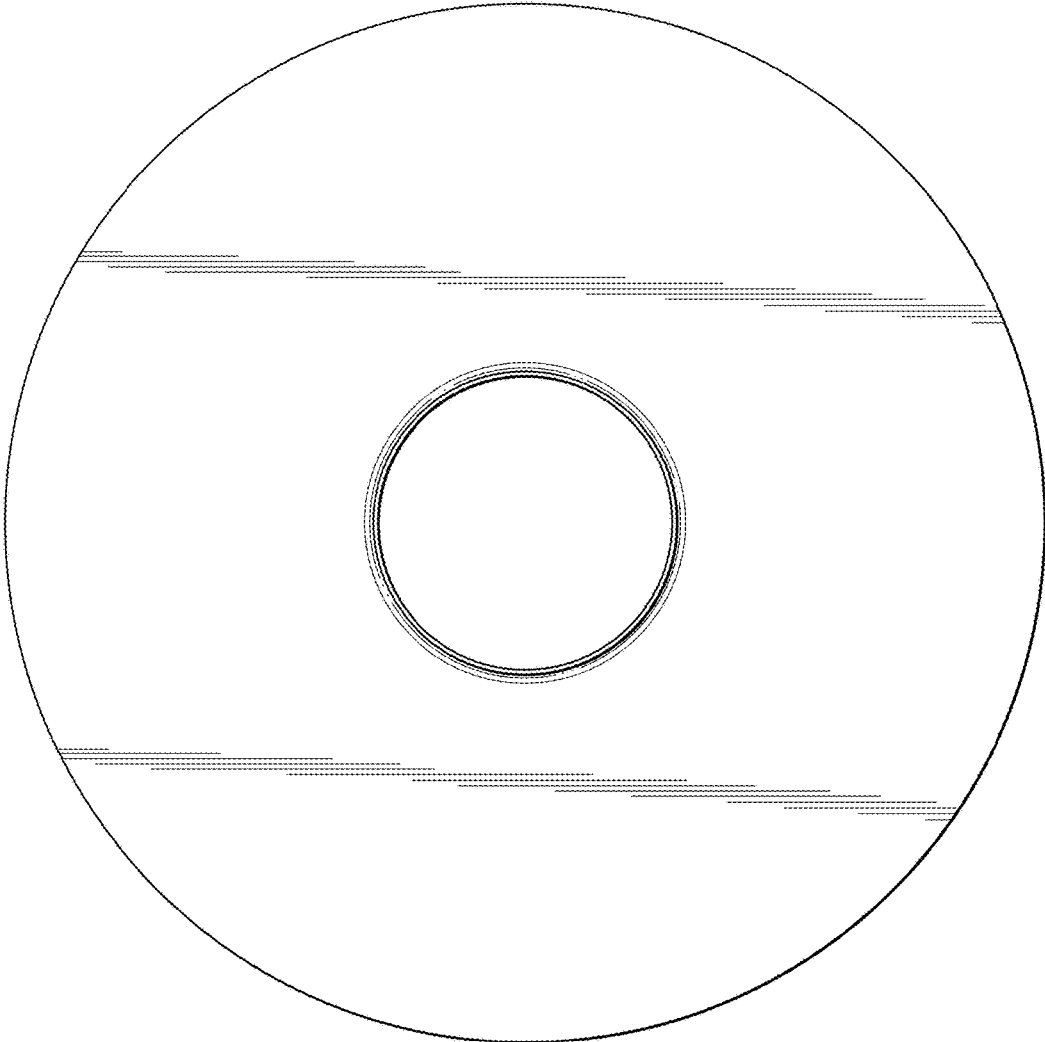


FIG. 6