



US00D793392S

(12) **United States Design Patent**
Lai

(10) **Patent No.:** **US D793,392 S**

(45) **Date of Patent:** **** Aug. 1, 2017**

(54) **TOUCHPAD MINI KEYBOARD**
(71) Applicant: **Shenzhen Sungi Technology Co., Ltd.**,
Guangdong Province (CN)
(72) Inventor: **Liunan Lai**, Guangdong Province (CN)
(**) Term: **15 Years**

D400,197 S * 10/1998 Aubuchon D14/392
5,825,612 A * 10/1998 Aubuchon G06F 3/0202
345/168
D434,766 S * 12/2000 Takeda D14/392
D462,681 S * 9/2002 Yoon D14/396
D518,054 S * 3/2006 Schraudolph D14/398
D646,726 S * 10/2011 Avery D21/324
D656,554 S * 3/2012 Mar D21/324
D729,802 S * 5/2015 Pang D14/398

(21) Appl. No.: **29/567,186**
(22) Filed: **Jun. 7, 2016**
(51) **LOC (10) Cl.** **14-02**
(52) **U.S. Cl.**
USPC **D14/398**

* cited by examiner
Primary Examiner — Freda S Nunn
(74) *Attorney, Agent, or Firm* — Prakash Nama; Global
IP Services, PLLC

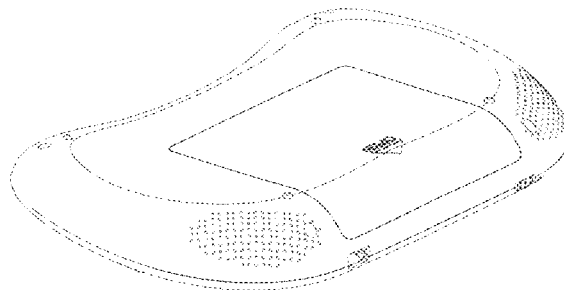
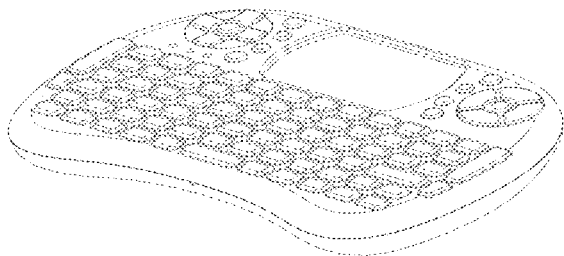
(58) **Field of Classification Search**
USPC D14/391–399, 455, 456; D18/1, 2, 7, 11;
178/17 A, 17 C; 200/5 A, 5 R, 6 A, 6 R;
235/145 A, 145 R; 341/20–23; 345/156,
345/160, 168, 169, 173; 361/679.08,
361/679.09, 679.11–679.19;
400/484–489, 492, 472
CPC G06F 1/16; G06F 1/1616; G06F 1/162;
G06F 1/1601; G06F 1/1626; G06F
3/0202; G09B 13/04; H03M 11/00; H03K
17/94; H05K 5/00; H01H 3/125; H01H
13/705; B41J 5/08
See application file for complete search history.

(57) **CLAIM**
The ornamental design for a touchpad mini keyboard, as
shown.

(56) **References Cited**
U.S. PATENT DOCUMENTS
D340,915 S * 11/1993 Kawase D14/125
D383,741 S * 9/1997 Terng D14/392

DESCRIPTION
FIG. 1 is a front elevational view of a touchpad mini
keyboard showing my new design;
FIG. 2 is a rear elevational view thereof;
FIG. 3 is a left side view thereof;
FIG. 4 is a right side view thereof;
FIG. 5 is a top plan view thereof;
FIG. 6 is a bottom plan view thereof;
FIG. 7 is a perspective view thereof; and,
FIG. 8 is another perspective view thereof.

1 Claim, 3 Drawing Sheets



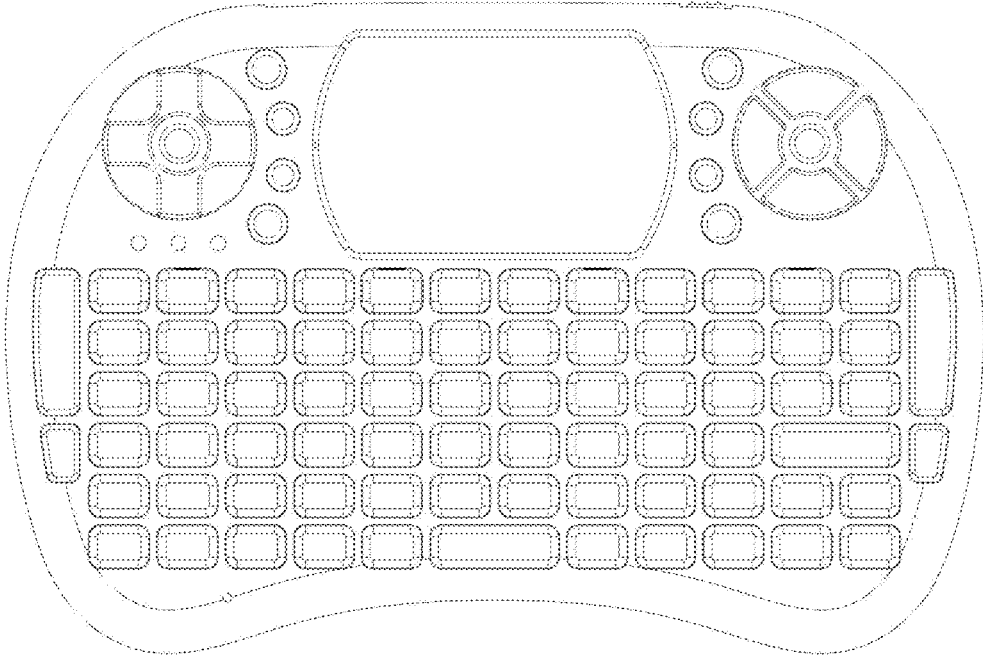


FIG. 1

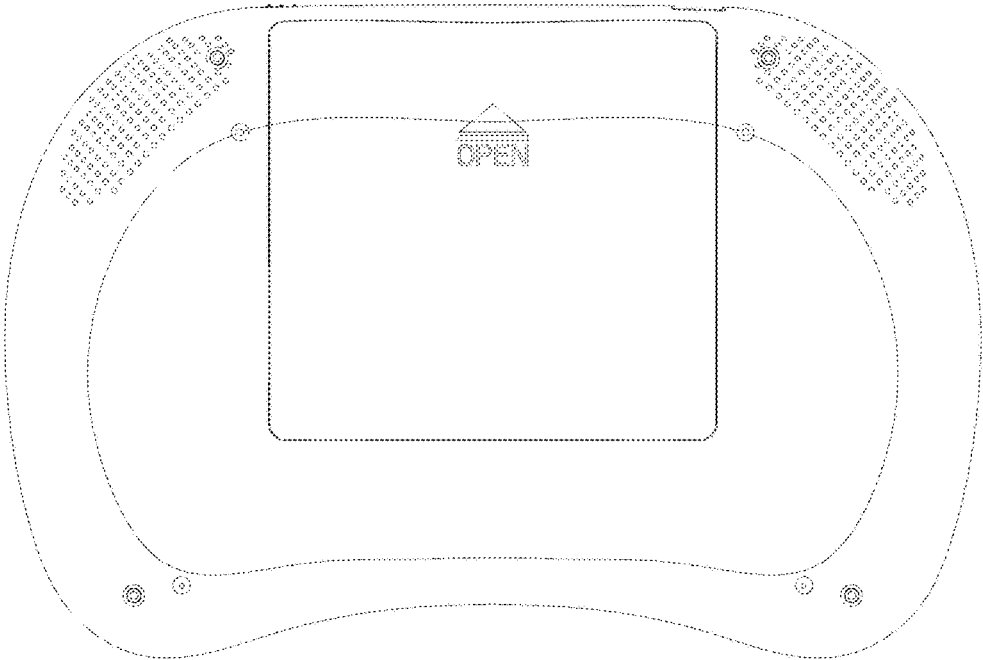


FIG. 2




FIG. 3




FIG. 4




FIG. 5



FIG. 6

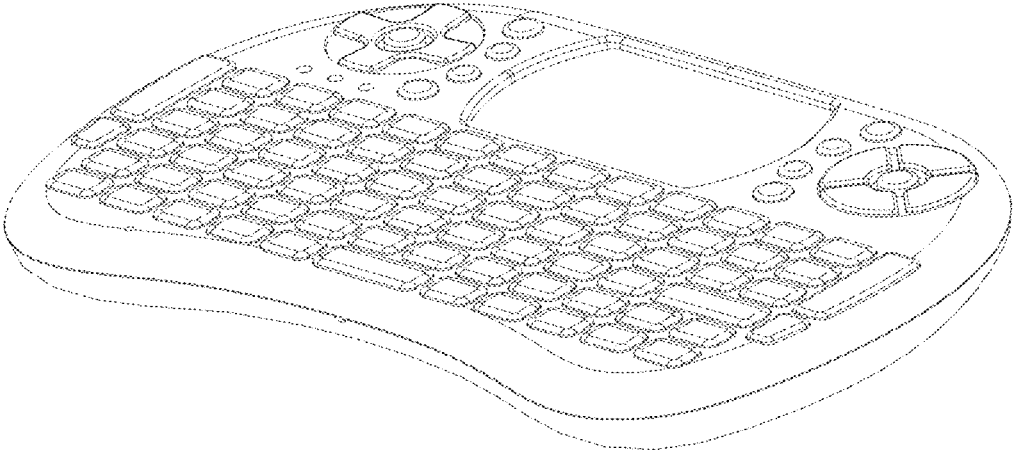


FIG. 7

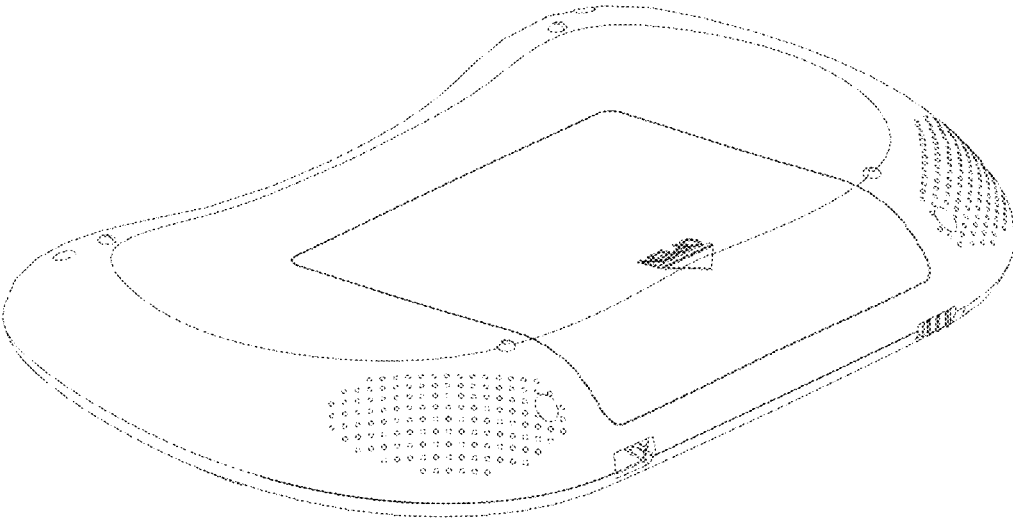


FIG. 8