

[54] **PROTECTOR HOUSING FOR TELECOMMUNICATION EQUIPMENT**

[75] Inventors: **Thomas J. Smith, Bay Shore; Michael A. Savona, Coram, both of N.Y.**

[73] Assignee: **THI Industries Inc., Copiague, N.Y.**

[*] Notice: The portion of the term of this patent subsequent to Jan. 6, 2001 has been disclaimed.

[**] Term: **14 Years**

[21] Appl. No.: **918,244**

[22] Filed: **Oct. 14, 1986**

[52] U.S. Cl. **D14/52; D13/40**

[58] Field of Search **D14/52, 60, 62; D13/40; 361/117, 118, 119, 380, 392, 393, 394, 395, 399, 356-358; 174/50, 52 R; 379/397, 435, 451, 29, 28**

[56] **References Cited**

U.S. PATENT DOCUMENTS

D. 225,013	10/1972	Stewart	D14/40
D. 274,421	7/1984	Smith	D14/40
D. 276,334	11/1984	Dickinson	D13/35
D. 278,998	5/1985	Eckstedt et al.	D13/35
D. 287,583	1/1987	Smith et al.	D14/52
2,063,099	12/1936	Loock	361/357
3,140,344	7/1964	Slater et al.	361/356
3,691,432	9/1972	Edfoss et al.	361/394
3,895,179	7/1975	Wyatt	311/357
3,904,154	9/1975	Gryetko	361/393
3,983,460	9/1976	Kuhn	361/357

4,063,110	1/1976	Glick	361/357
4,101,023	7/1978	Schuander et al.	220/4 B
4,488,008	12/1984	Dellinger et al.	379/30
4,500,862	2/1985	Shedd	361/118
4,535,379	8/1985	De Luca et al.	361/119
4,542,358	9/1985	Roby	361/118
4,546,874	10/1985	Kirchhan	220/4 B
4,554,609	11/1985	Ruehl et al.	361/119
4,560,839	12/1985	Dillard	379/399
4,578,540	3/1986	Borg et al.	379/40
4,584,624	4/1986	Hines	361/119

Primary Examiner—Horace B. Fay, Jr.
Attorney, Agent, or Firm—Sachs & Sachs

[57] **CLAIM**

The ornamental design for a protector housing for telecommunication equipment, as shown and described.

DESCRIPTION

FIG. 1 is a front elevational view of a protector housing for telecommunication equipment showing our new design; FIGS. 2 and 3 are respectively top and bottom plan views thereof; FIGS. 4 and 5 are respectively left and right side elevational views thereof; FIG. 6 is a rear elevational view thereof; FIG. 7 is a front elevational view thereof in opened position; FIG. 8 is a front elevational view thereof in opened position, and with the compartment door thereto also open; and FIG. 9 is an exploded bottom plan view thereof in separated, unhinged tandem relationship.

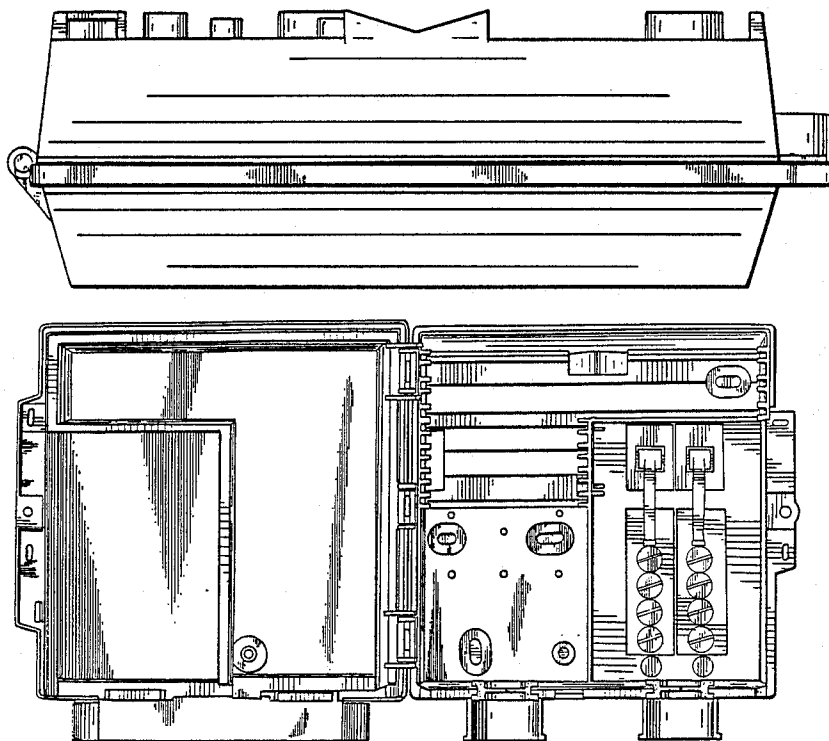


FIG. 1

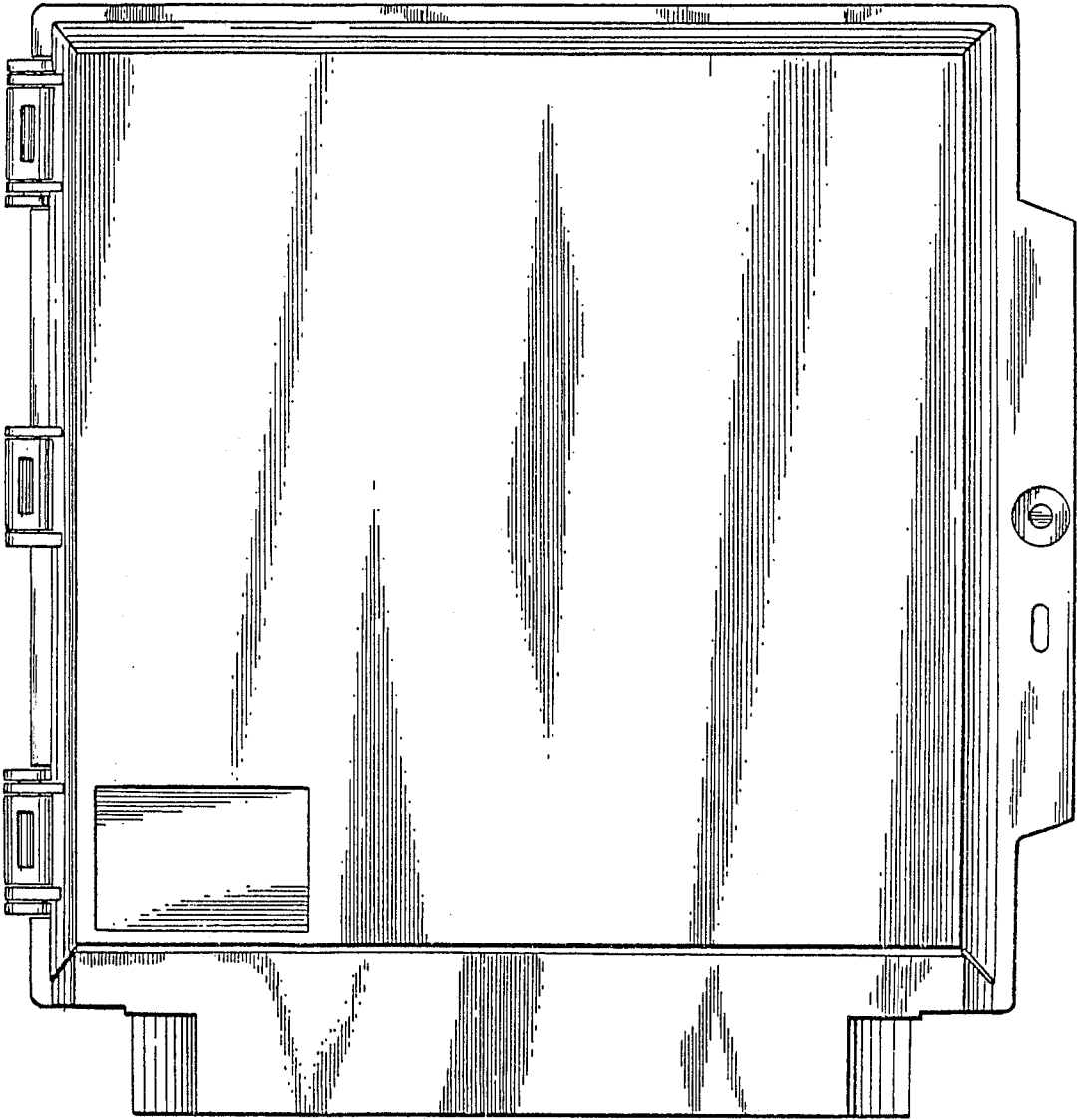


FIG. 2

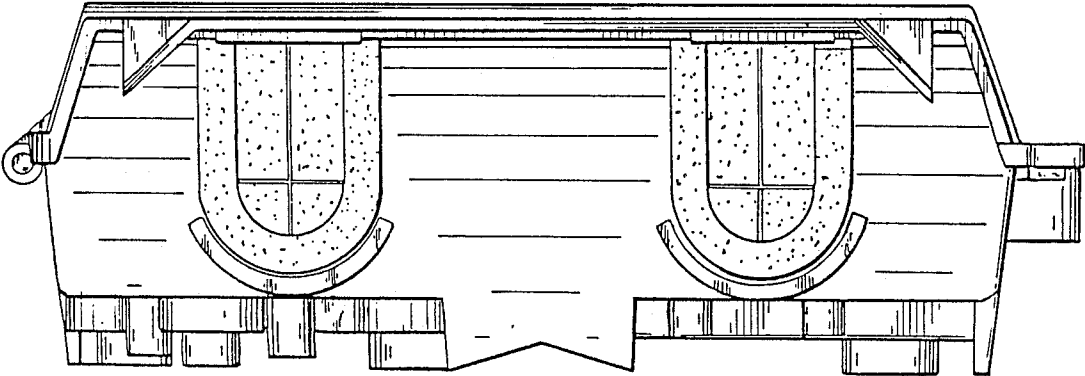
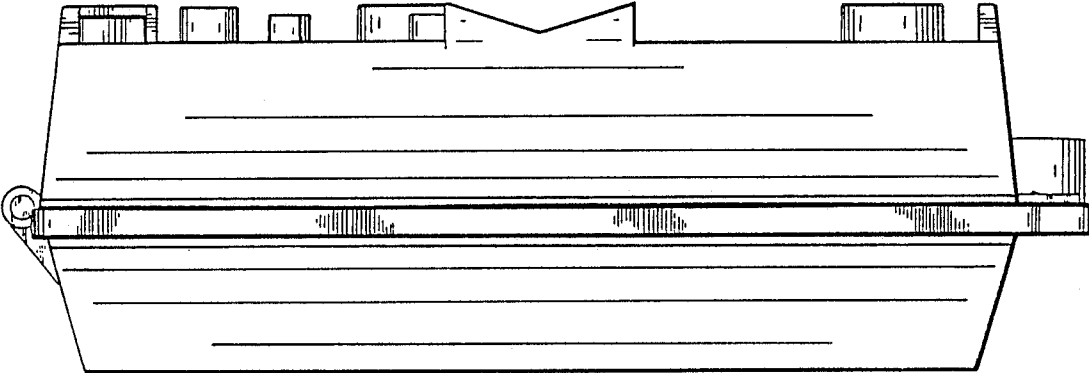


FIG. 3

FIG. 4

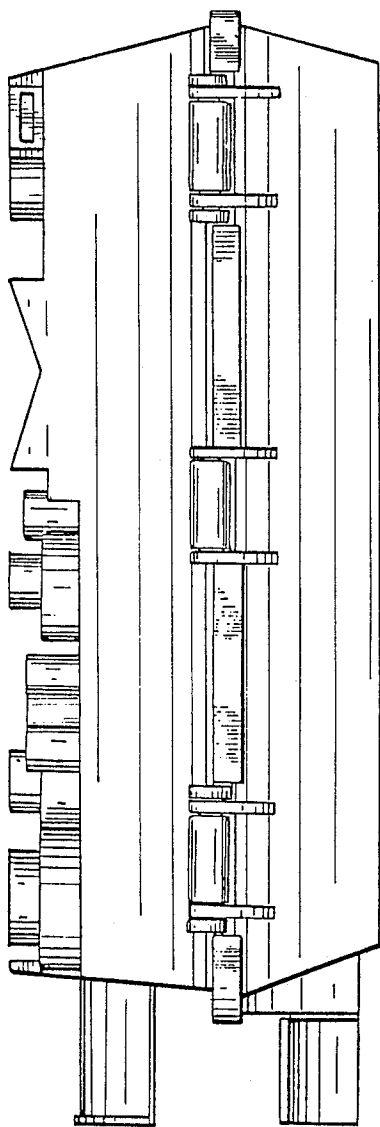


FIG. 5

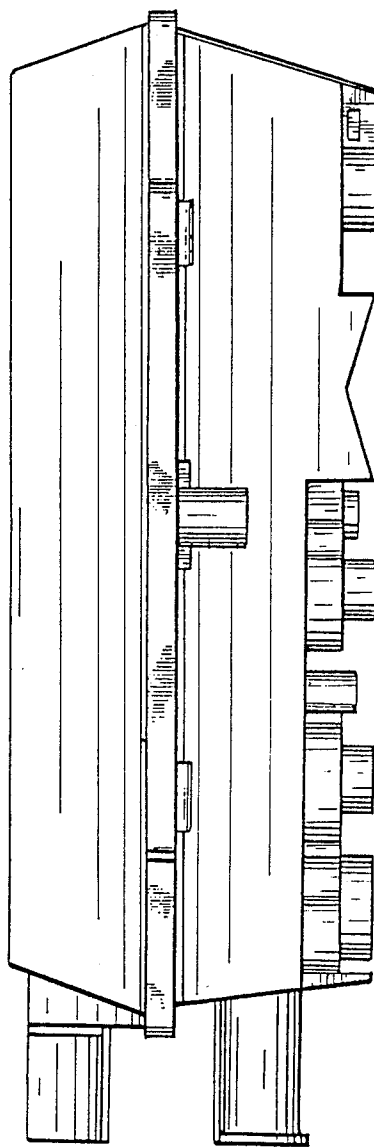


FIG. 6

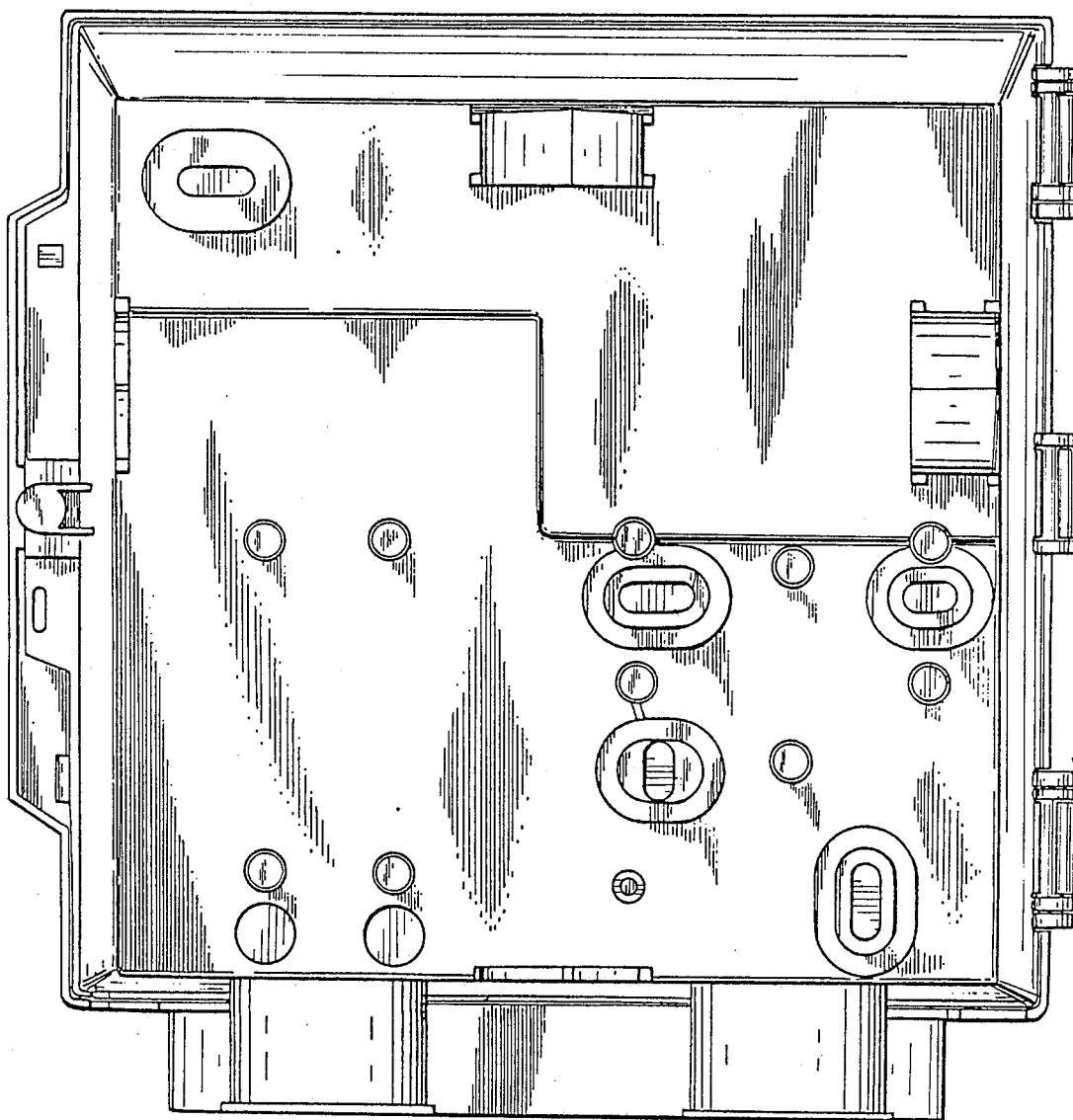


FIG. 7

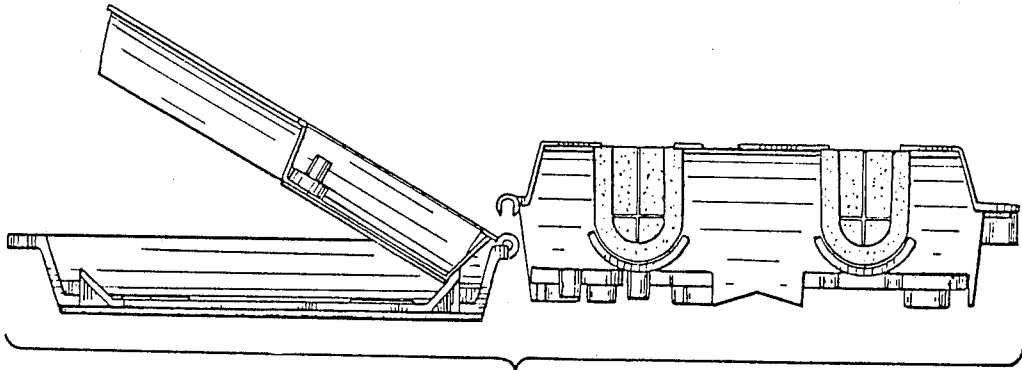
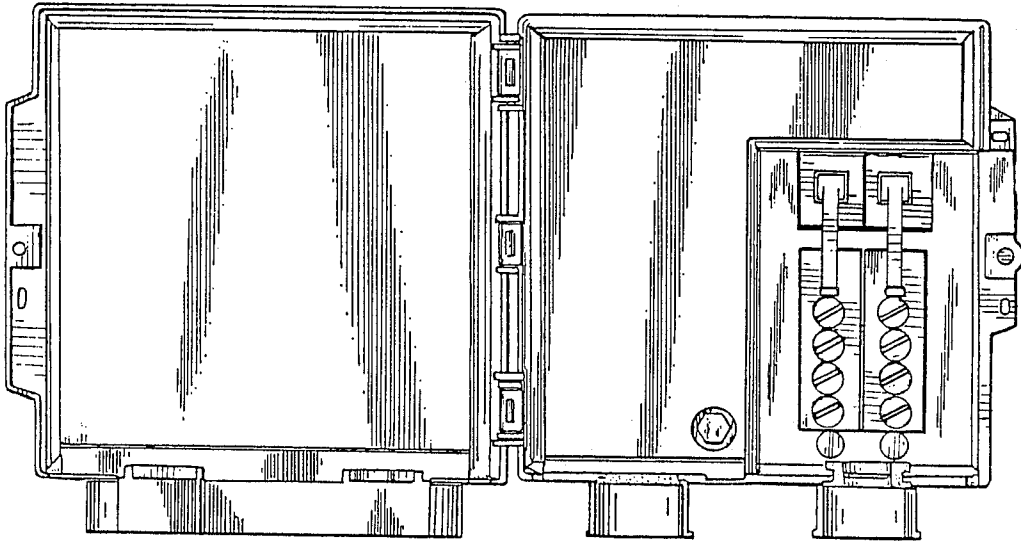


FIG. 9

FIG. 8

