



US00D560507S

(12) **United States Design Patent**
Lepoitevin

(10) **Patent No.:** **US D560,507 S**

(45) **Date of Patent:** **** Jan. 29, 2008**

(54) **BOTTLE**

(75) Inventor: **Laurent Lepoitevin**, Le Havre Cedex (FR)

(73) Assignee: **Sidel Participations**, Octeville sur Mer (FR)

(**) Term: **14 Years**

(21) Appl. No.: **29/270,892**

(22) Filed: **Jan. 4, 2007**

(30) **Foreign Application Priority Data**

Jul. 4, 2006 (EM) 000554860

(51) **LOC (8) Cl.** **09-01**

(52) **U.S. Cl.** **D9/645; D9/538; D9/539**

(58) **Field of Classification Search** D9/600,
D9/643-647, 655-664, 500-503, 516, 520,
D9/537-543, 549-558; 206/457-458; 215/373,
215/400, 379-383; 220/890

See application file for complete search history.

(56) **References Cited**

U.S. PATENT DOCUMENTS

D112,799 S * 1/1939 Watson D9/539

D331,881 S * 12/1992 Garver et al. D9/553
D361,714 S * 8/1995 Krupa D9/645
D452,650 S * 1/2002 Moore et al. D9/646
D522,871 S * 6/2006 Rowse et al. D9/539
D549,108 S * 8/2007 Lepoitevin D9/668

* cited by examiner

Primary Examiner—Sandra L. Morris

(74) *Attorney, Agent, or Firm*—Marshall, Gerstein & Borun LLP

(57) **CLAIM**

The ornamental design for a bottle, as shown and described.

DESCRIPTION

FIGS. 1 and 2 are perspective views of a bottle that has the design.

FIG. 3 is a side view of the bottle.

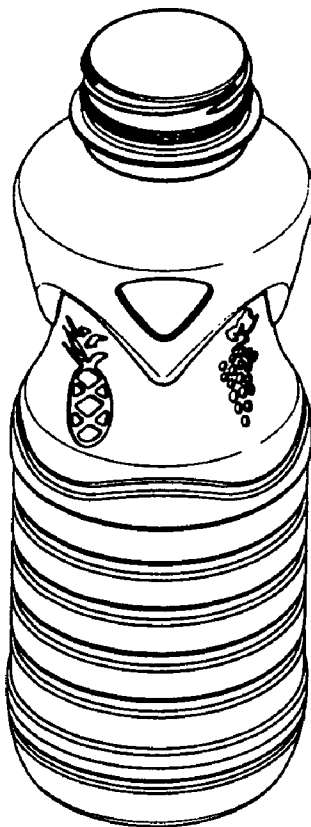
FIG. 4 is a view of the bottle rotated 90° from the view of FIG. 3.

FIG. 5 is a view of the bottle rotated 180° from the view of FIG. 3.

FIG. 6 is a top view of the bottle; and,

FIG. 7 is a bottom view of the bottle.

1 Claim, 2 Drawing Sheets



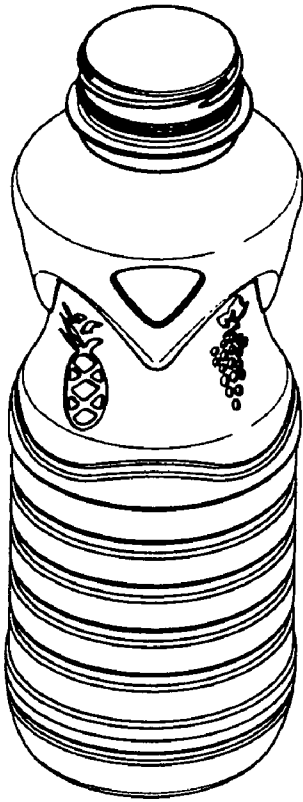


FIG. 1

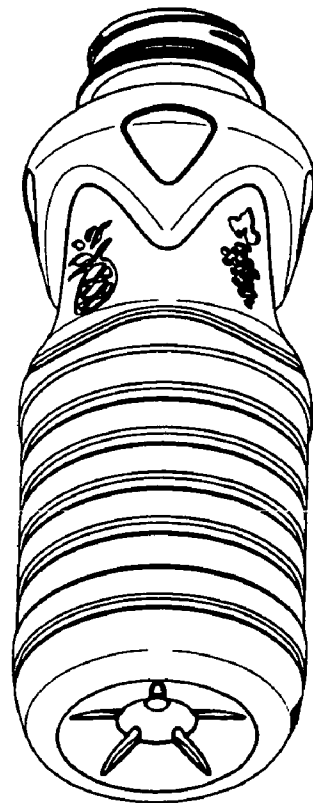


FIG. 2




FIG. 7

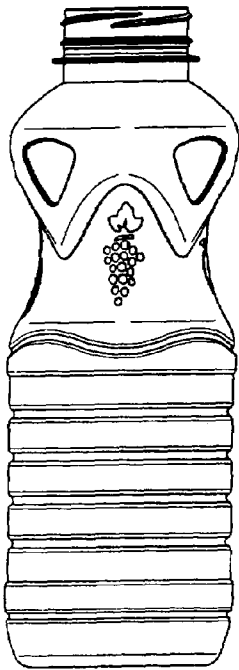


FIG. 3

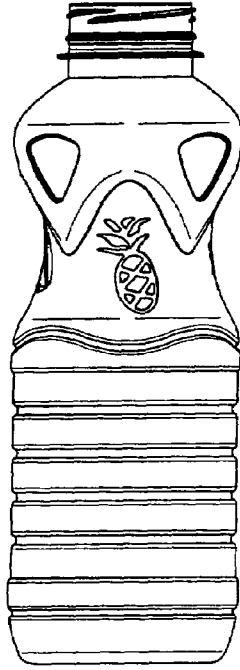


FIG. 4

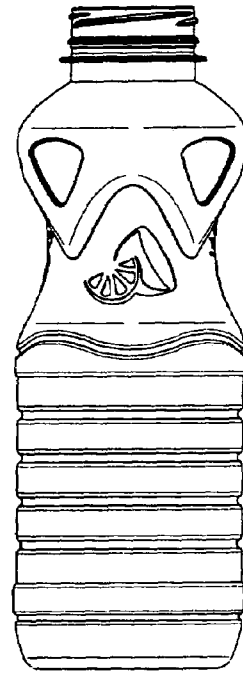


FIG. 5

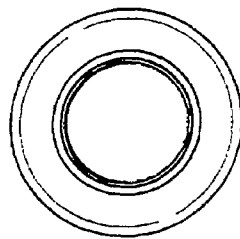


FIG. 6