(No Model.)

H. R. HILL.

LAMP CHIMNEY.

No. 590,483. Patented Sept. 21, 1897.

Fig 1

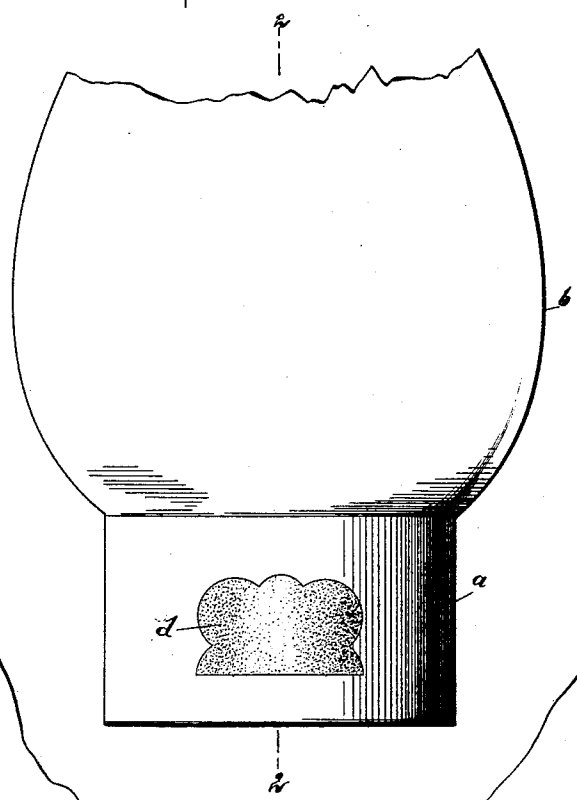

Fig 2

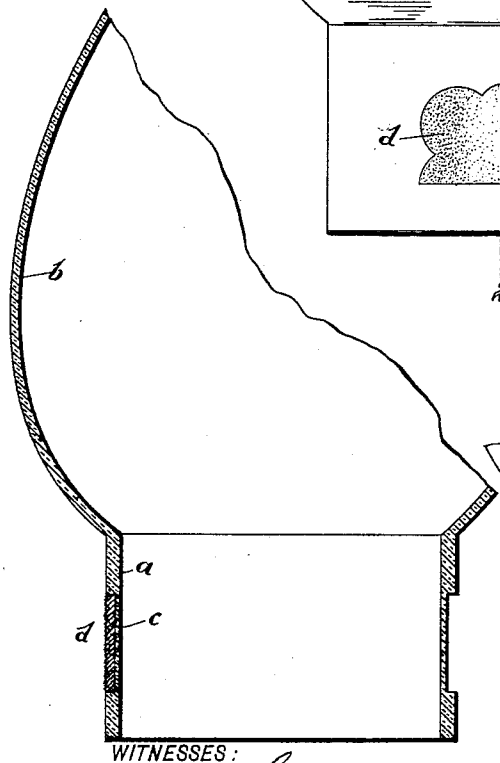

Fig 3

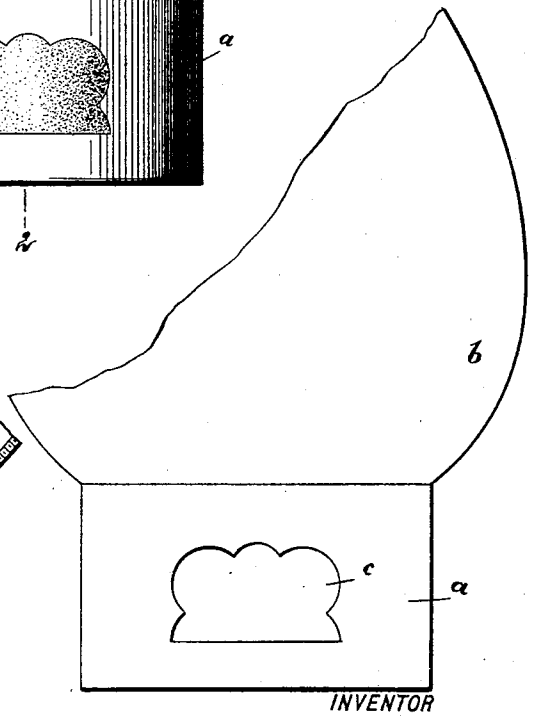

WITNESSES:

Geo. C. Chenny

Isaac B. Mintz

INVENTOR

H. R. Hill.

BY

Munn & Co

ATTORNEYS.

THE NORRIS PETERS CO., PHOTO-LITHO., WASHINGTON, D. C.

UNITED STATES PATENT OFFICE.

HERBERT R. HILL, OF HERKIMER, KANSAS.

LAMP-CHIMNEY.

SPECIFICATION forming part of Letters Patent No. 590,483, dated September 21, 1897.

Application filed February 24, 1897. Serial No. 624,887. (No model.)

To all whom it may concern:

Be it known that I, HERBERT R. HILL, of Herkimer, in the county of Marshall and State of Kansas, have invented a new and Improved Lamp-Chimney, of which the following is a full, clear, and exact description.

This invention provides a lamp-chimney which may be handled without leaving finger-marks on the polished glass, and the invention also provides a chimney which may be readily placed on or off the lamp when the chimney is hot and without burning the fingers of the person handling it.

The invention will be fully described hereinafter and defined in the claims.

Reference is to be had to the accompanying drawings, forming a part of this specification, in which similar characters of reference indicate corresponding parts in all the figures.

Figure 1 is a fragmentary elevation of a chimney constructed after the manner of my invention. Fig. 2 is a section on the line 2 2 of Fig. 1, and Fig. 3 is a fragmentary elevation showing the chimney without the pad.

The form of my invention shown in the drawings is applied to a lamp-chimney having a base *a* and a globe *b*. The base *a* is provided with two oppositely-arranged concavities *c*, the bottoms of which are ground, so as to be rough, as indicated in Fig. 3, in which view one concavity is rough with nothing in it. Let into each concavity *c* is a pad *d*, which may be of felt, cloth, wood, or analogous material. The pads *d* are glued firmly on the ground bottoms of the concavities *c*, and owing to the roughened or ground bottoms of the concavities the glue serves to seal the pads immovably in place. One pad is shown in place at the left of Fig. 2, and one concavity *c* is shown without the pad at the right of Fig. 2. The pads by these means are made flush with the outer surface of the base *a*, so that they are not liable to be displaced.

A chimney constructed in this manner may be polished as usual without having the pads torn off by the polishing instrument. At the same time the concavities *c*, being located opposite to each other, permit the fingers to lift the chimney by engagement with the pads *d* only. It is thus that I am enabled to handle a very hot chimney or to handle the chimney without soiling the polished portions thereof.

Having thus described my invention, I claim as new and desire to secure by Letters Patent—

1. A lamp-chimney having a concavity bounded by a roughened surface, and a pad seated within the concavity and held in place by gluing it against said roughened surface, substantially as described.

2. A lamp-chimney having a concavity, the bottom of which is roughened, and a pad seated within the concavity and cemented to the roughened bottom thereof, substantially as described.

3. A lamp-chimney having a cavity in its outer surface, the bottom of the cavity being roughened so that an adhesive substance may be effectively applied thereto.

HERBERT R. HILL.

Witnesses:
WILLIAM RAEMER,
ANTON HUBER, Jr.