



US00D347300S

United States Patent [19]

[11] Patent Number: Des. 347,300

Gentes

[45] Date of Patent: ** May 24, 1994

[54] VENTILATED BICYCLE HELMET

[75] Inventor: James J. Gentes, Soquel, Calif.

[73] Assignee: Giro Sport Design, Inc., Soquel, Calif.

[**] Term: 14 Years

[21] Appl. No.: 855,349

[22] Filed: Mar. 23, 1992

3,925,821 12/1975 Lewicki 2/3 R

4,075,714 2/1978 Ryder et al. 2/6

4,075,715 2/1978 Cowgill 2/6

4,434,514 3/1984 Sundahl et al. 2/425

4,443,891 4/1984 Blomgren et al. 2/414

4,622,700 11/1986 Sundahl 2/425

4,653,123 3/1987 Broersma 2/425

4,766,614 8/1988 Cantwell et al. 2/414

4,901,373 2/1990 Broersma 2/421

4,903,348 2/1990 Broersma 2/421

4,903,350 2/1990 Gentes 2/421

Related U.S. Application Data

[62] Division of Ser. No. 374,398, Aug. 23, 1989.

[52] U.S. Cl. D29/12

[58] Field of Search 2/411-412, 2/414, 421-425, 9; D29/12-17

References Cited

U.S. PATENT DOCUMENTS

D. 123,638 11/1940 Perrin .

D. 212,667 11/1968 Vanderbilt D2/231

D. 228,211 8/1973 O'Connor D2/03

D. 255,394 6/1980 McNabb D2/231

D. 265,520 7/1982 Gooding D2/231

D. 266,626 10/1982 Gooding D2/231

D. 272,769 2/1984 Sundahl et al. D2/231

D. 272,770 2/1984 Sundahl et al. D29/14

D. 285,980 10/1986 McNabb D29/12

D. 293,496 12/1987 Gentes D29/12

D. 299,978 2/1989 Chiarella D29/12

D. 300,070 2/1989 Broersma D29/14

D. 303,851 10/1989 Gentes D29/12

D. 309,961 8/1990 Bobrick D29/12

D. 310,893 9/1990 Broersma D29/12

D. 312,148 11/1990 Nocchi D29/12

D. 316,165 4/1991 Gentes et al. D29/12

D. 319,112 8/1991 Broersma D29/12

2,081,335 5/1937 Levinson 2/3

3,783,450 1/1974 O'Connor 2/3 R

FOREIGN PATENT DOCUMENTS

1141102 2/1983 Canada .

581906 10/1924 France .

OTHER PUBLICATIONS

American Bicyclist, Mar. 1985, pp. 34, 51, 52 and 53.

Bicycling, Jul. 1988, Cover, Specialized, p. 5 and Vetta Corsa, p. 89.

Rhode Gear advertisement, Cover, Bicycling, Jun. 1988.

Bicycling, Aug. 1989, Vetta Airhead advertisement.

Primary Examiner—Ruth McInroy
Attorney, Agent, or Firm—Limbach & Limbach

[57] CLAIM

The ornamental design for a ventilated bicycle helmet, as shown and described.

DESCRIPTION

FIG. 1 is a front elevational view of a ventilated bicycle helmet showing my new design;

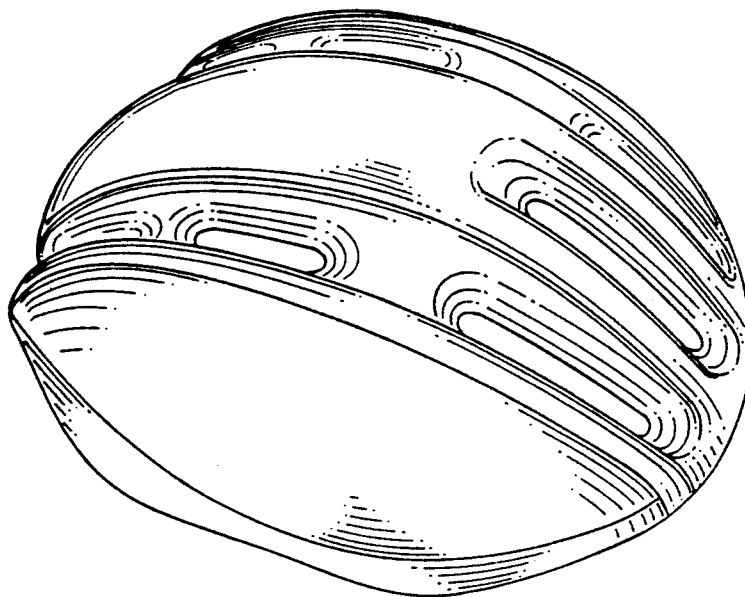
FIG. 2 is a rear elevational view thereof;

FIG. 3 is a side elevational view, the opposite side is a mirror image thereof;

FIG. 4 is a top plan view thereof;

FIG. 5 is a bottom plan view thereof; and,

FIG. 6 is a perspective view thereof.



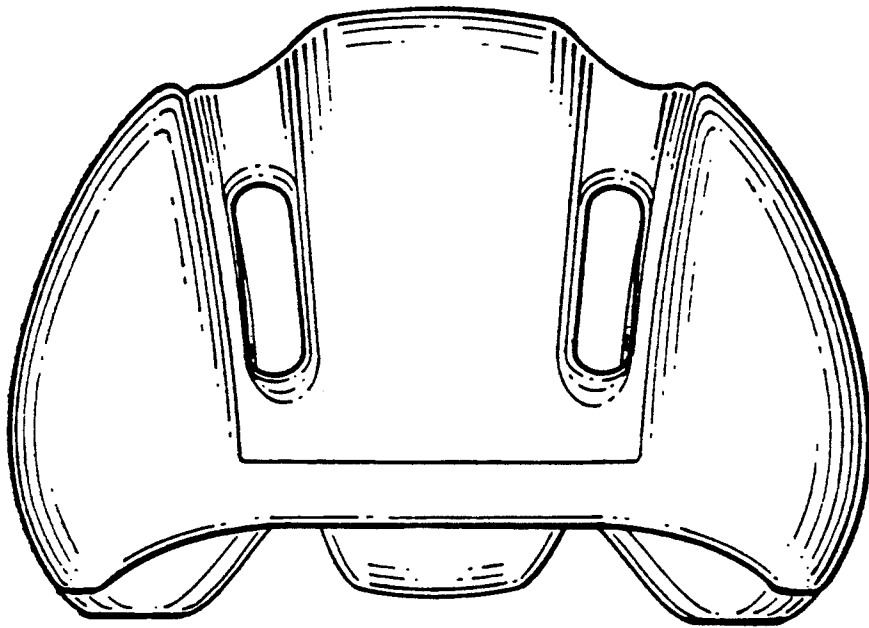


FIG. 1

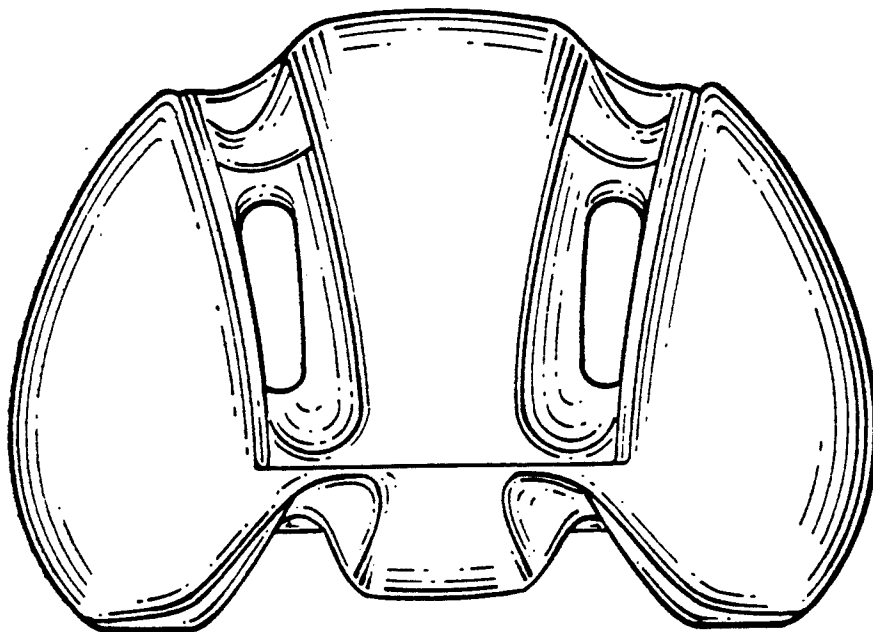


FIG. 2

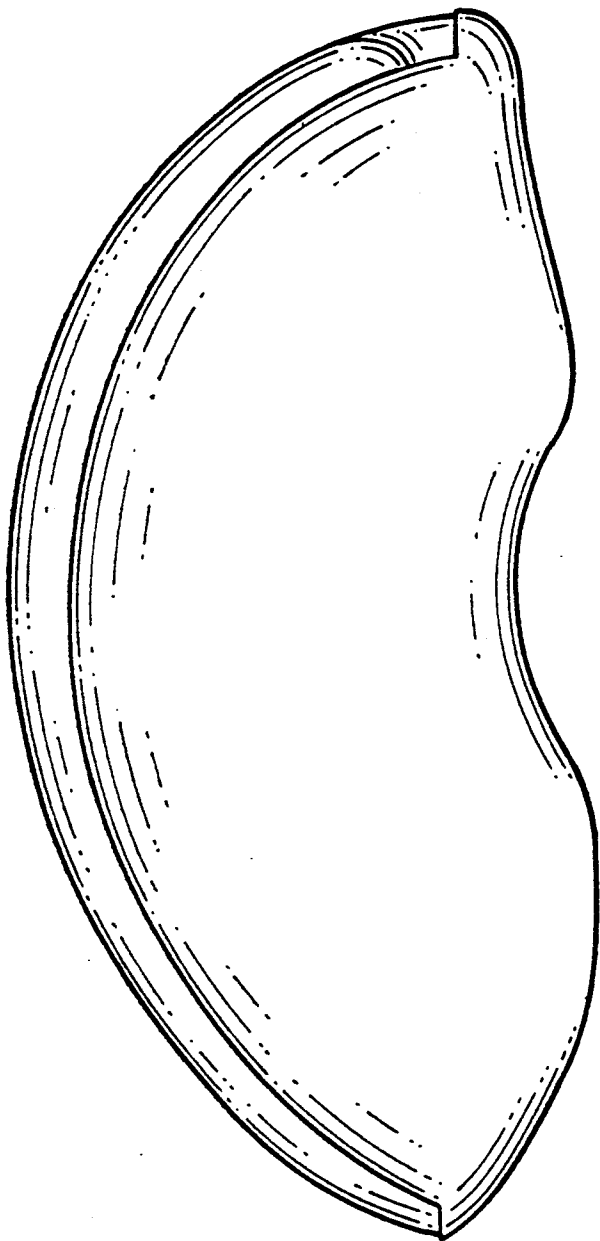


FIG. 3

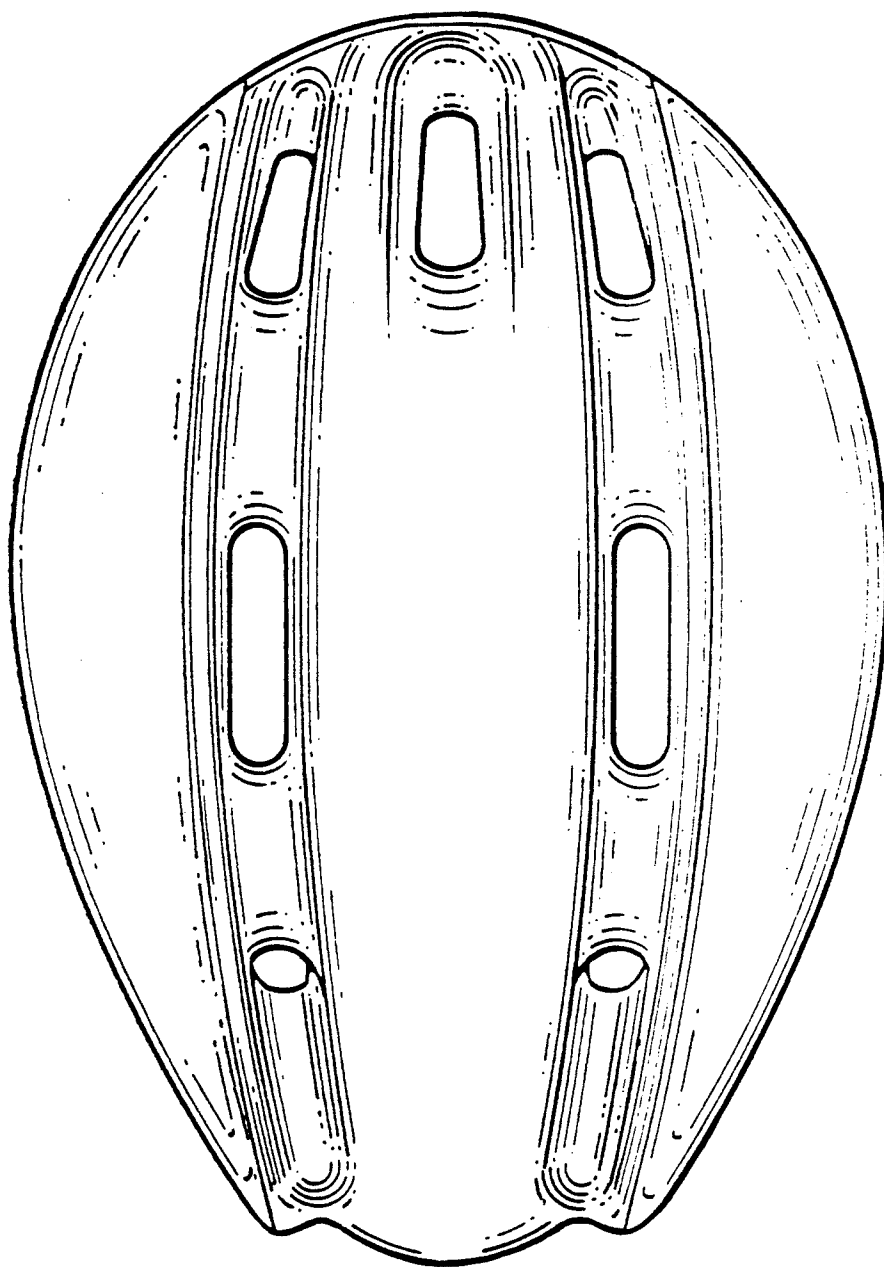


FIG. 4

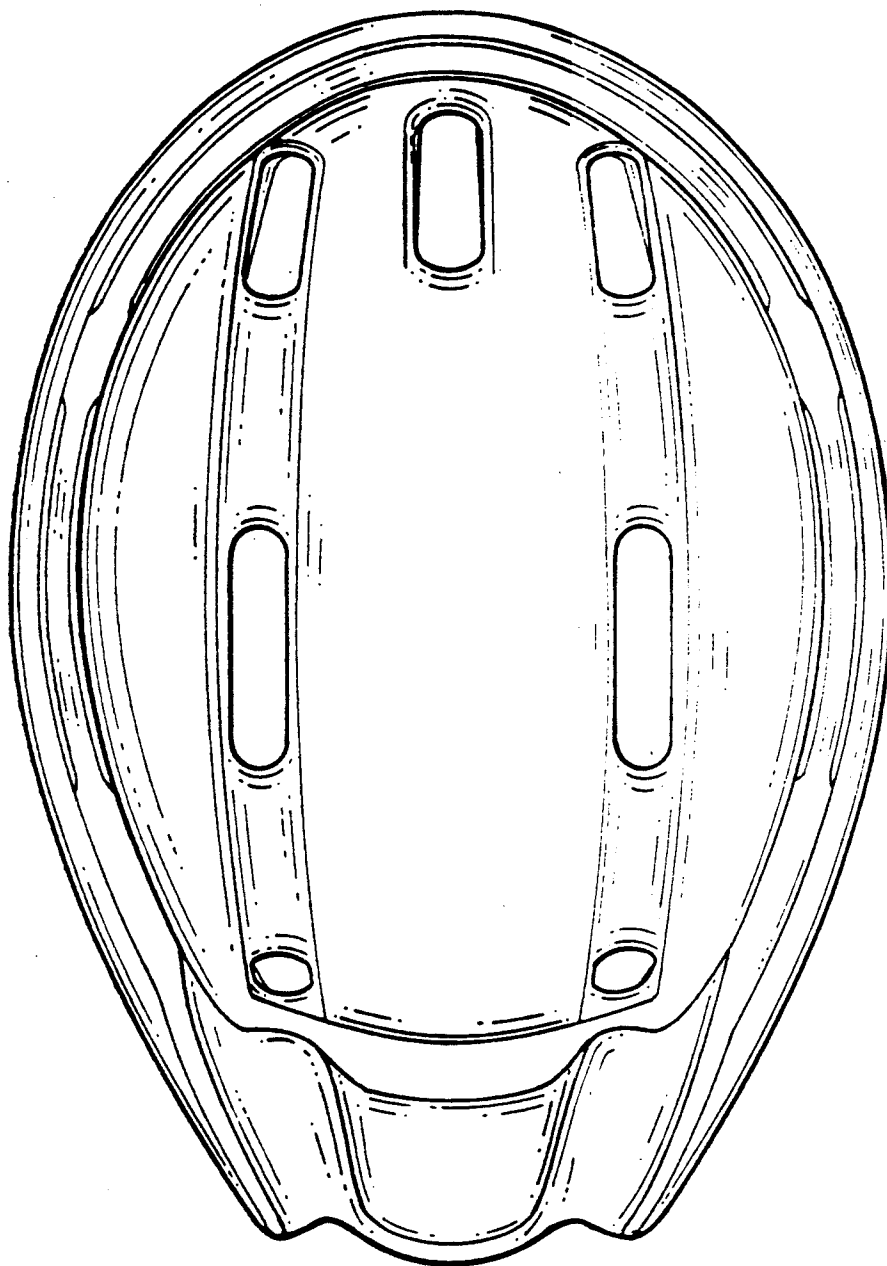


FIG. 5

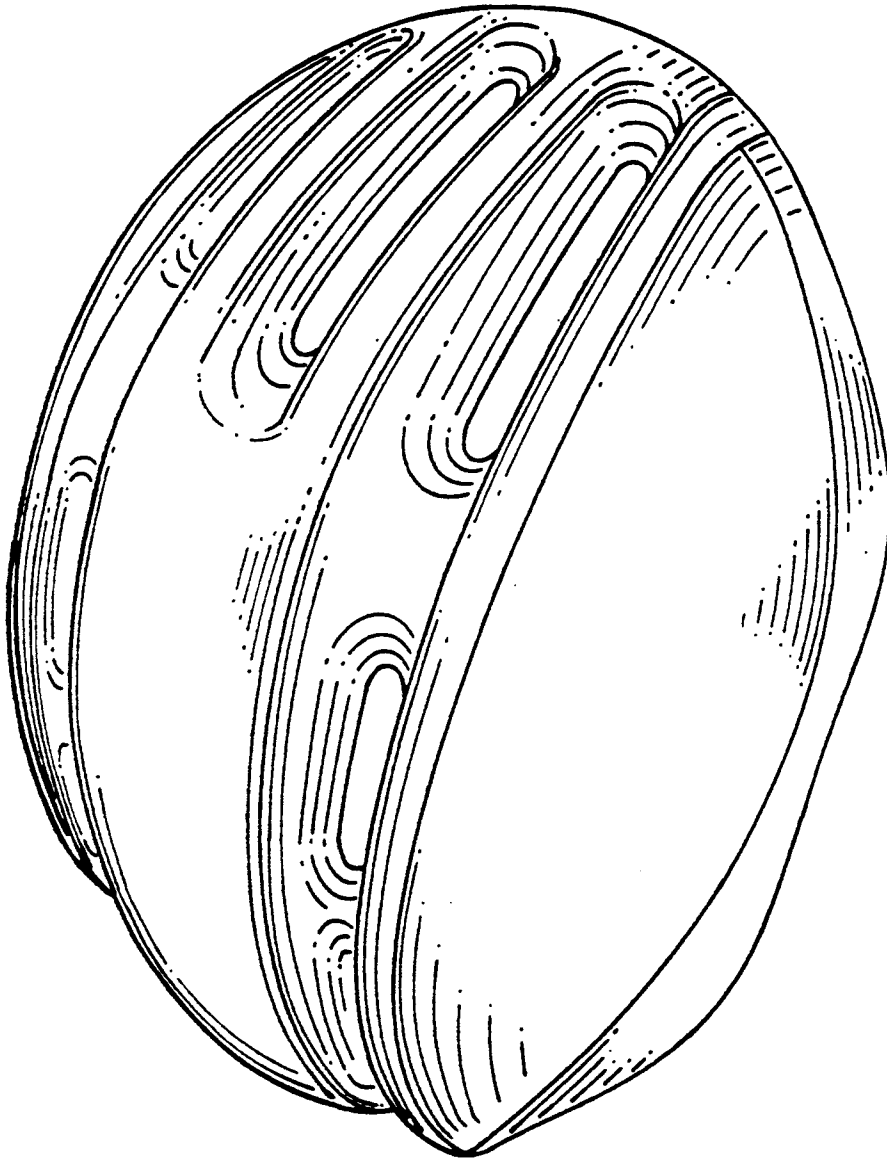


FIG. 6.