



US00D458584S

(12) **United States Design Patent**
Young et al.

(10) **Patent No.:** **US D458,584 S**
(45) **Date of Patent:** **** Jun. 11, 2002**

(54) **TIRE TREAD**
(75) Inventors: **Austin Gale Young**, Copley; **Walter Lee Welker**, Akron; **Thomas Stephen Warchol**, Broadview Heights; **Pedro Yap**, Stow; **Rakesh Reddy Gummalla**, Akron, all of OH (US)

5,918,654 A 7/1999 Bossut 152/209.14
D414,449 S 9/1999 Schuster D12/146
D419,118 S * 1/2000 Lassan et al. D12/600
D420,956 S 2/2000 Rodicq et al. D12/147
D423,995 S 5/2000 Gillard et al. D12/142
6,102,092 A 8/2000 Radulescu 152/209.19
D449,802 S * 10/2001 Allison et al. D12/601

(73) Assignee: **The Goodyear Tire & Rubber Company**, Akron, OH (US)

(**) Term: **14 Years**

(21) Appl. No.: **29/146,431**
(22) Filed: **Aug. 9, 2001**

(51) **LOC (7) Cl.** **12-15**
(52) **U.S. Cl.** **D12/600**
(58) **Field of Search** D12/531, 579,
D12/588, 594, 595, 600, 601, 605, 900,
901; 152/209.1, 209.12, 209.16, 209.17,
209.25, 523, 524

(56) **References Cited**

U.S. PATENT DOCUMENTS

4,676,290 A 6/1987 Tansei et al. 152/209 R
D315,124 S * 3/1991 Baus D12/588
5,287,905 A 2/1994 Caretta et al. 152/209 R
5,327,953 A 7/1994 Ichiki 152/209 R
5,361,816 A 11/1994 Hitzky 152/209 R
5,407,005 A 4/1995 Consolacion et al. ... 152/209 A
5,524,686 A 6/1996 Takada et al. 152/209 R
5,580,404 A 12/1996 Hitzky 152/209 R
D384,608 S 10/1997 Schuster D12/146
D387,713 S * 12/1997 Lassan et al. D12/600
D388,040 S 12/1997 de Barsy D12/147
D390,173 S 2/1998 Aoki D12/147
5,814,169 A 9/1998 Yamaguchi et al. 152/209 R
5,824,169 A 10/1998 Landers et al. 152/209 R
D402,932 S 12/1998 Gillard et al. D12/142
5,896,905 A 4/1999 Lurois 152/209.23
D410,420 S * 6/1999 De Barsy D12/600
5,909,756 A 6/1999 Miyazaki 152/209 R

OTHER PUBLICATIONS

Medalist Winter King Tire, 2000 Tread Design Guide, Jan. 2000, p. 46. 2/3.*
Dayton Timberline L/T Tire, 2000 Tread Design Guide, Jan. 2000, p. 85. 1/5.*
Futura Scrambler Tire, 2000 Tread Design Guide, Jan. 2000, p. 90. 4/3.*
Maragoni SK 711 System Retread Tire, 2000 Tread Design Guide, Jan. 2000, p. 230. 1/4.*
Maxxis 752 Tire, Tire Review Magazine, Bottom right Center Illustration. May 1999, back cover.*

* cited by examiner

Primary Examiner—Robert M. Spear
(74) *Attorney, Agent, or Firm*—David L. King

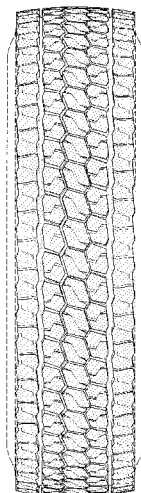
(57) **CLAIM**

The ornamental design for a tire tread, as shown and described.

DESCRIPTION

FIG. 1 is a perspective view of a tire tread showing our new design, it being understood that the pattern repeats uniformly throughout the circumference of the tread; FIG. 2 is a front elevational view thereof; FIG. 3 is a side elevational view thereof, the opposite side elevational view being identical thereto; and, FIG. 4 is an enlarged fragmentary perspective view. In the drawings, the broken lines defining the sidewall and inner bead of the tire and the peripheral boundary between the tire tread and the sidewall are for illustrative purposes only and form no part of the claimed design.

1 Claim, 4 Drawing Sheets



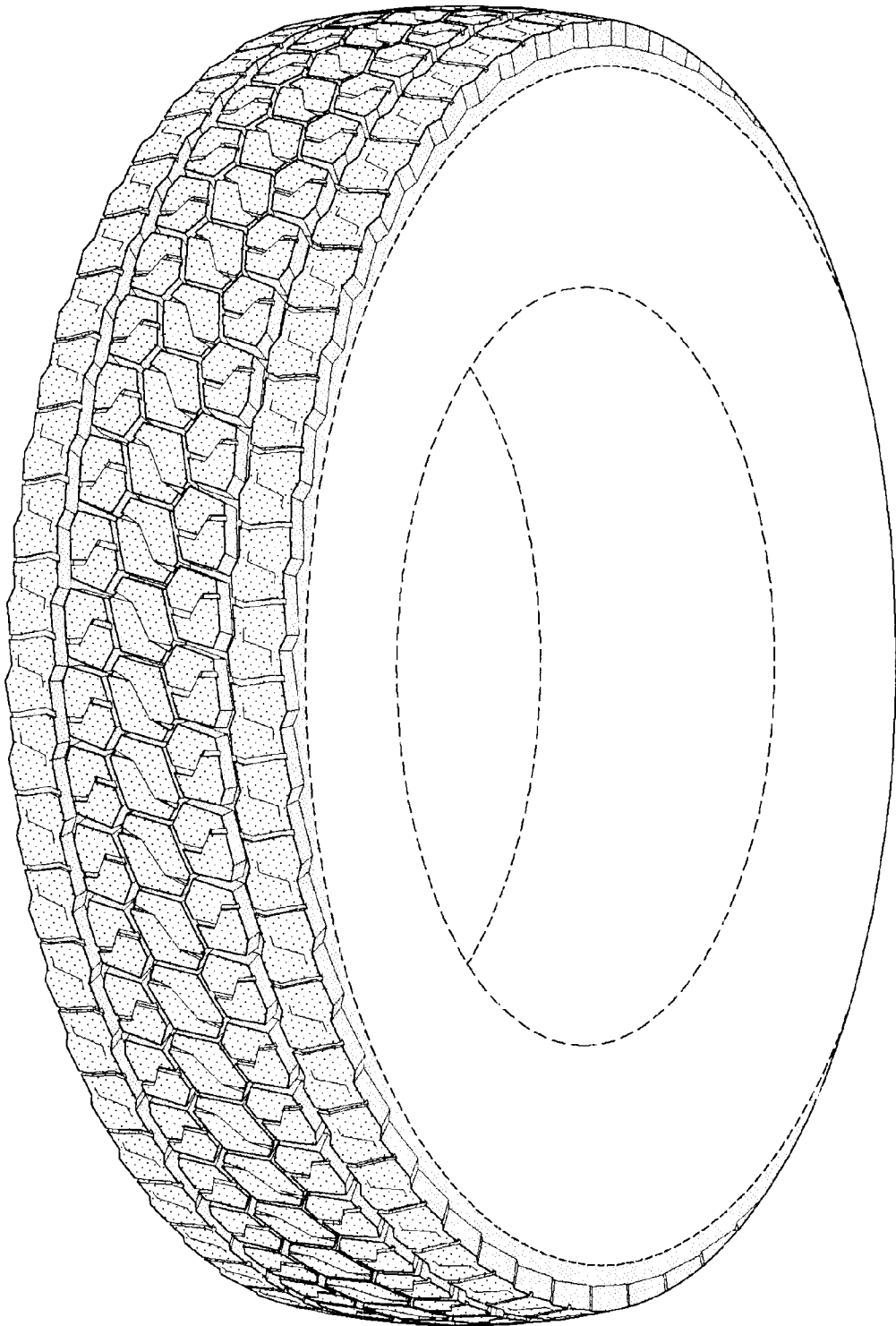


FIG-1

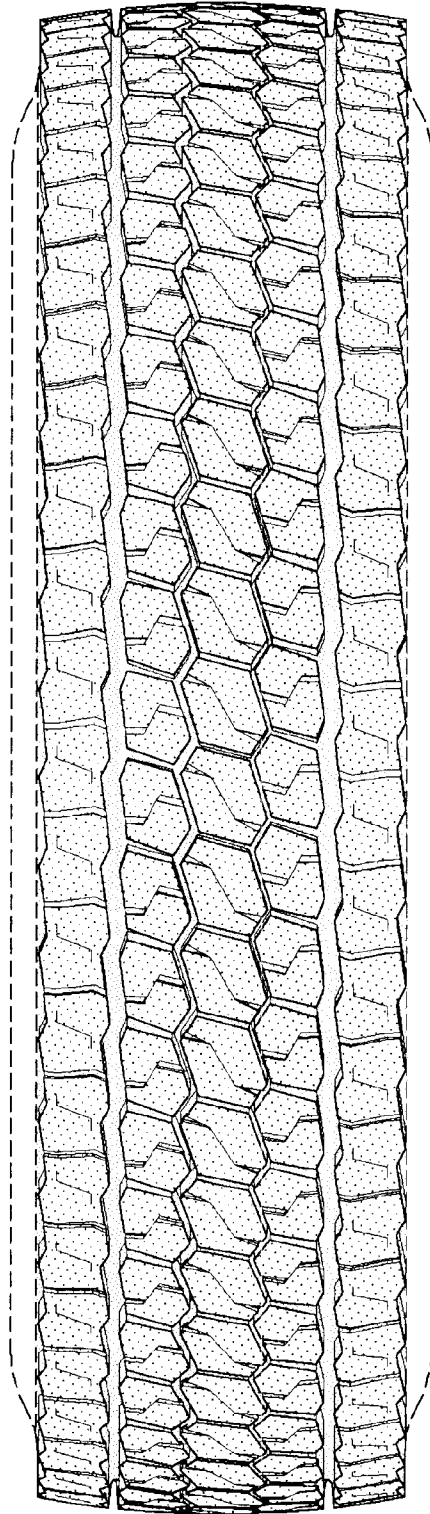


FIG-2

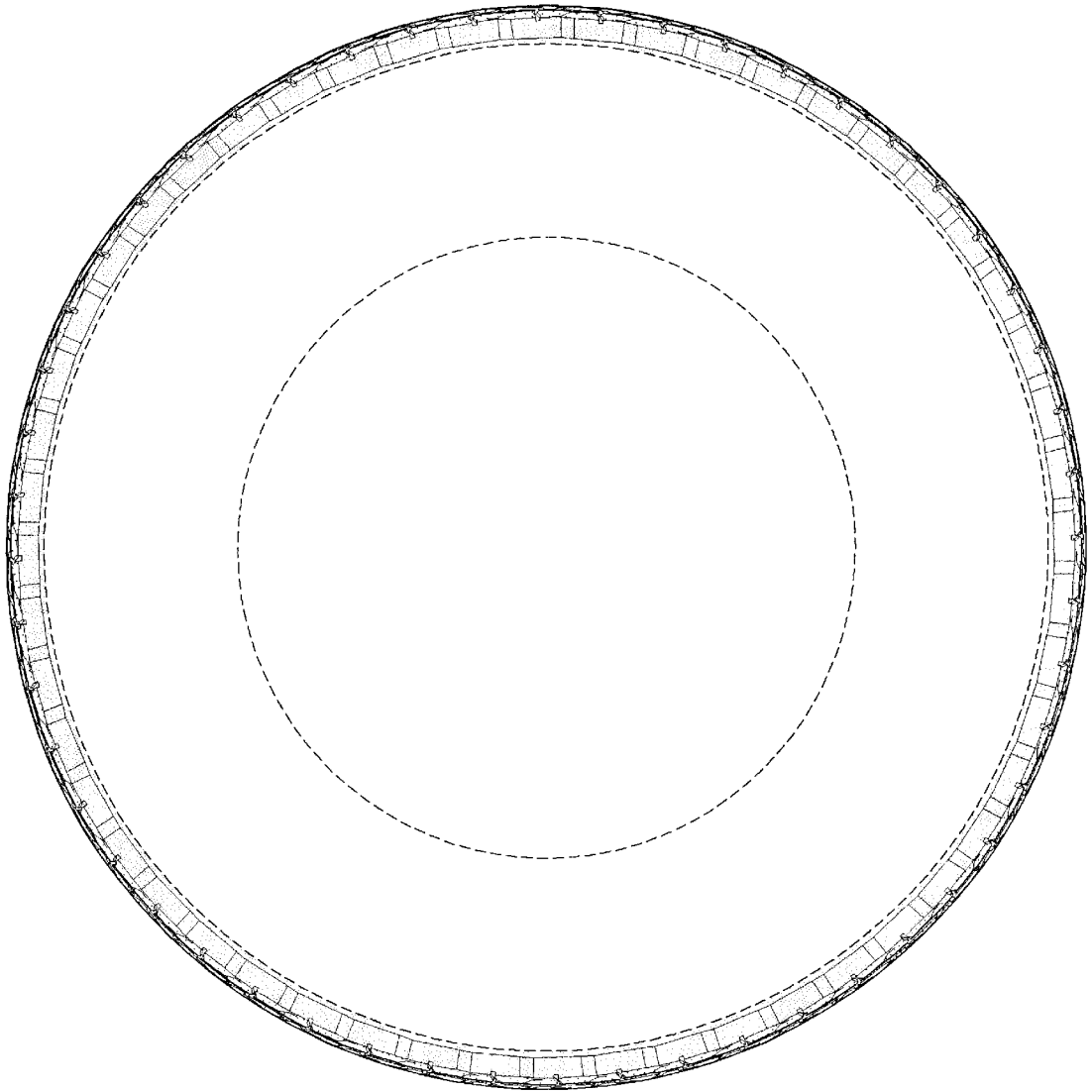


FIG-3

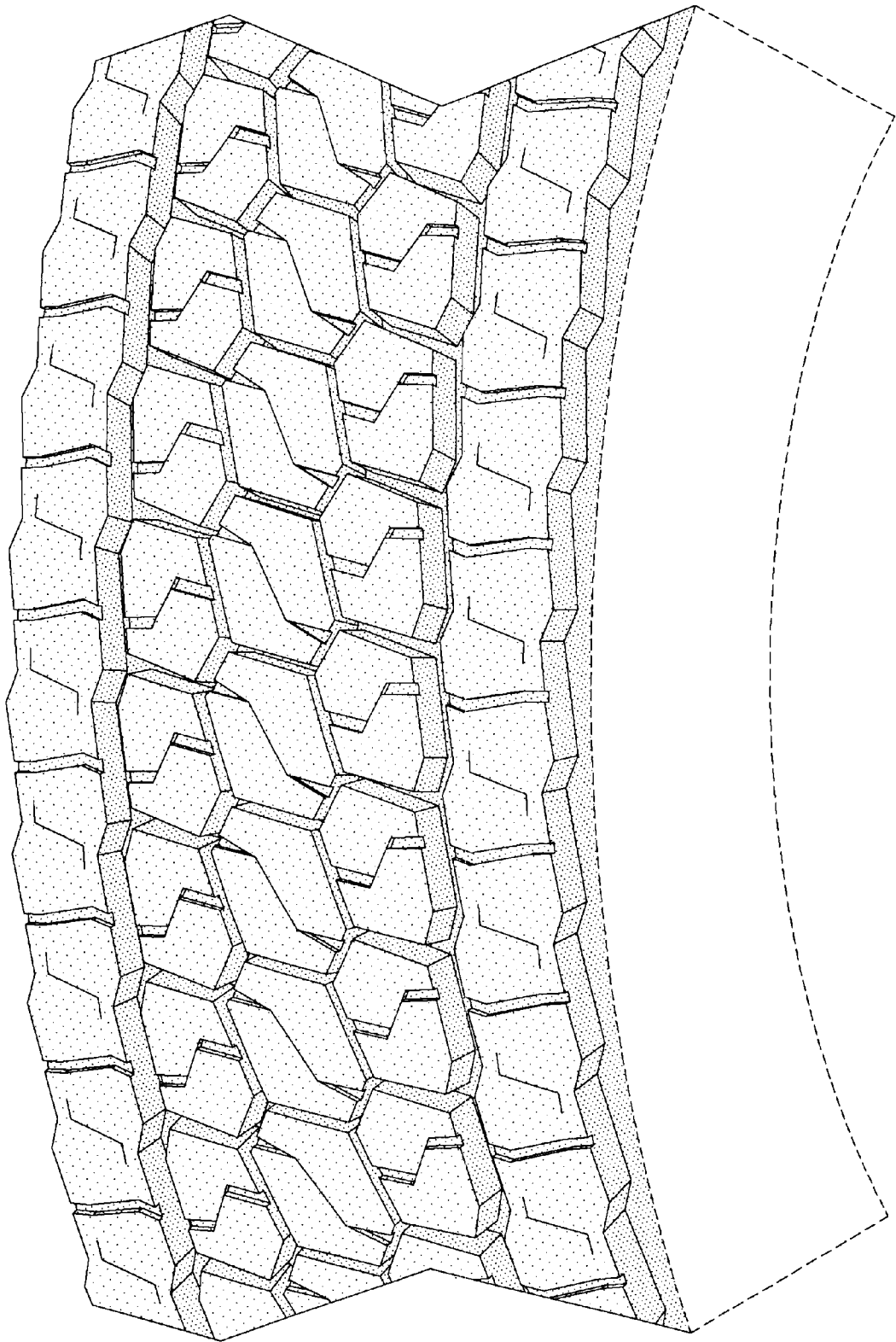


FIG-4