US00D841007S

(12) United States Design Patent

Xie

(10) Patent No.: US D841,007 S
(45) Date of Patent: ** Feb. 19, 2019

(54) **PORT ADAPTER**

(71) Applicant: **YONGCAI ELECTRONICS(SHENZHEN) CO., LTD**, Shenzhen (CN)

(72) Inventor: **Xuexiang Xie**, Dongguan (CN)

(73) Assignee: **YONGCAI ELECTRONICS(SHENZHEN) CO., LTD**, Shenzhen (CN)

(**) Term: **15 Years**

(21) Appl. No.: **29/615,517**

(22) Filed: **Aug. 29, 2017**

(30) **Foreign Application Priority Data**

Aug. 22, 2017 (CN) 2017 3 0389717

(51) **LOC (11) Cl.** **14-02**

(52) **U.S. Cl.**
USPC **D14/433**

(58) **Field of Classification Search**
USPC D14/356, 432–434, 453, 454, 511, 203.8, D14/209.1, 238.1, 240, 125; 439/638, 439/928, 105, 502; 710/303, 304; 361/679.41, 679.55, 679.56; D13/110, D13/133, 146
CPC ... H04L 12/2832; H04L 12/2838; G06F 3/00; G06F 5/00; G06F 13/14
See application file for complete search history.

(56) **References Cited**

U.S. PATENT DOCUMENTS

D731,489 S * 6/2015 Langhammer D14/433
D743,965 S * 11/2015 Laffon de Mazieres D13/154
D760,720 S * 7/2016 Laffon de Mazieres D14/433
D761,262 S * 7/2016 Solomon D14/433
D784,340 S * 4/2017 Laffon de Mazieres D14/433
D788,112 S * 5/2017 Liao D14/433
D789,372 S * 6/2017 Trishaun D14/433
D798,301 S * 9/2017 Kujawski D14/433
D814,471 S * 4/2018 Kim D14/433
D828,839 S * 9/2018 Zhang D14/433
D828,840 S * 9/2018 Zhang D14/433
D828,841 S * 9/2018 Zhang D14/433
D830,366 S * 10/2018 Turksu D14/433

* cited by examiner

Primary Examiner — Austin Murphy

(57) **CLAIM**

The ornamental design for a port adapter, as shown and described.

DESCRIPTION

FIG. **1** is a perspective view of the port adapter showing my new design in a first state;
FIG. **2** is similar to FIG. **1**, viewed from another aspect;
FIG. **3** is a front elevational view thereof;
FIG. **4** is a rear elevational view thereof;
FIG. **5** is a left side elevational view thereof;
FIG. **6** is a right side elevational view thereof;
FIG. **7** is a top plan view thereof;
FIG. **8** is a bottom plan view thereof; and,
FIG. **9** is an exploded view of the port adapter in a second state.
The broken lines shown in the drawings are included for the purpose of illustrating portions of the port adapter which form no part of the claimed design.

1 Claim, 9 Drawing Sheets

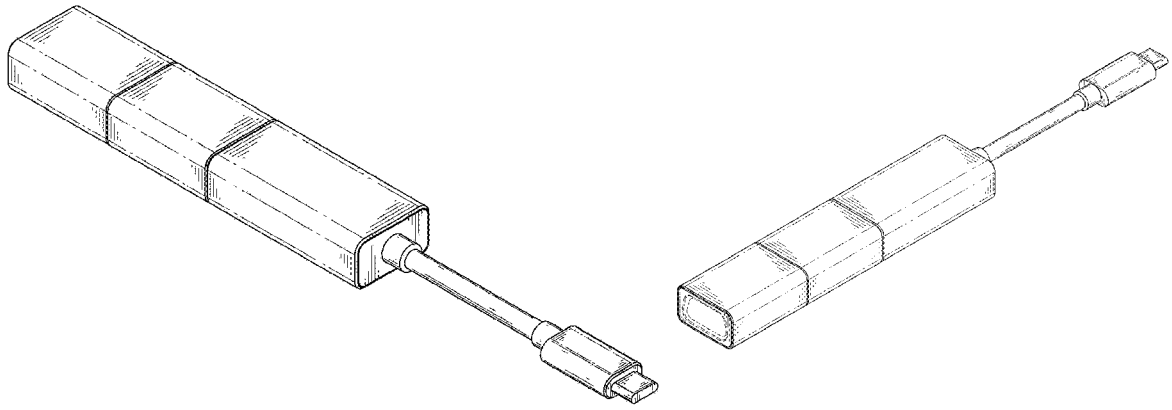

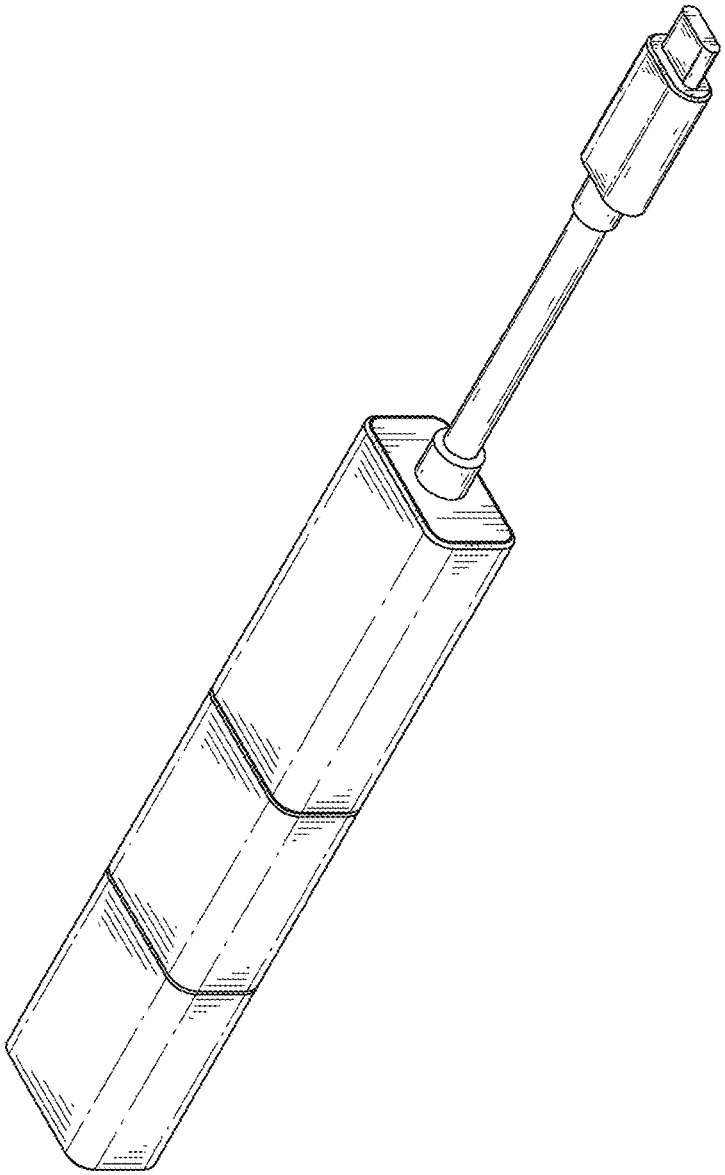

FIG. 1

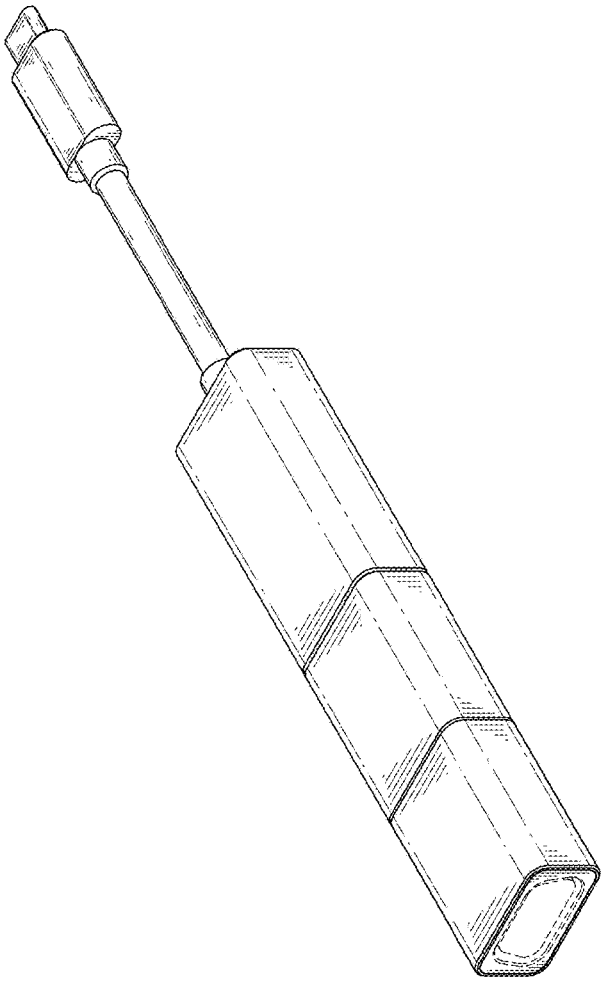

FIG. 2

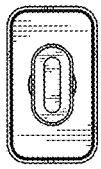

FIG. 3

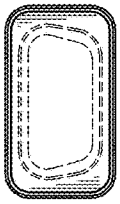

FIG. 4



FIG. 5



FIG. 6



FIG. 7

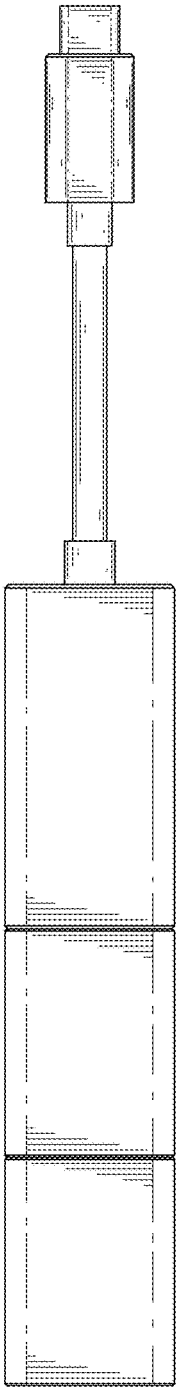

FIG. 8

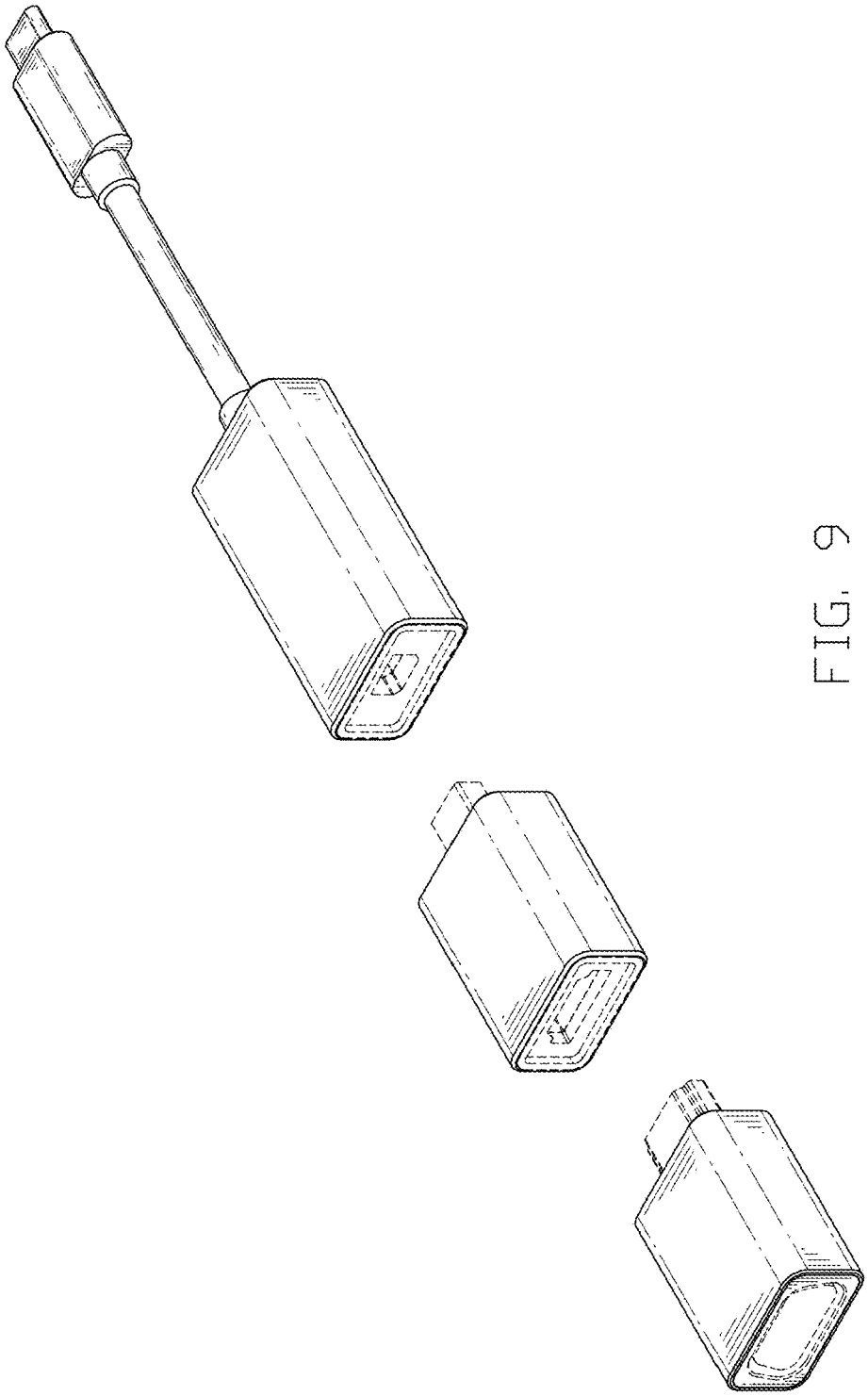

FIG. 9