

(No Model.)

W. KLEIN.
FOOT PROTECTOR.

No. 252,778.

Patented Jan. 24, 1882.

Fig 1.

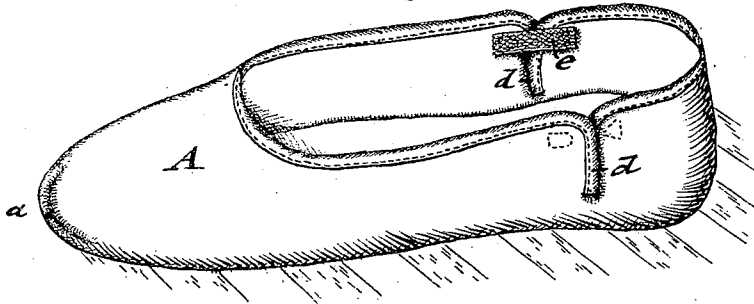


Fig 2.

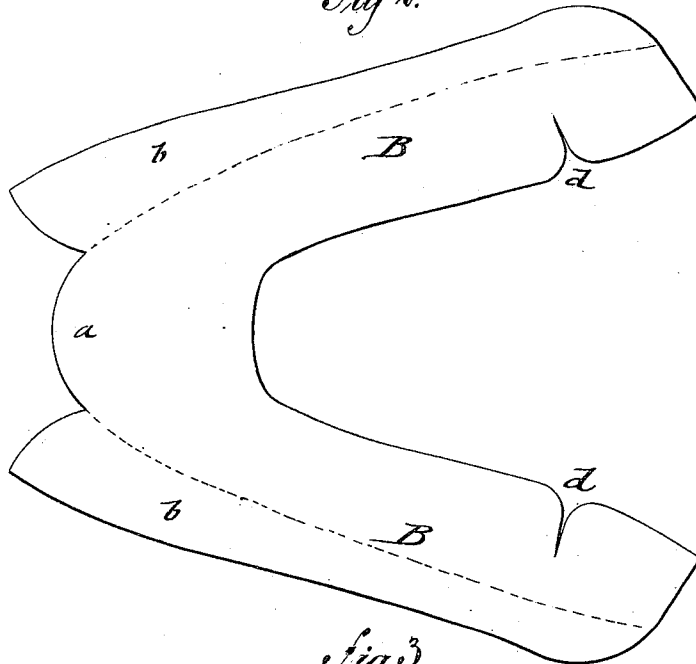
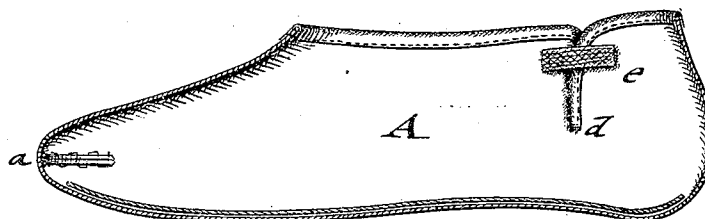


Fig 3.



WITNESSES:

Carl Kay
Otto Risch

A

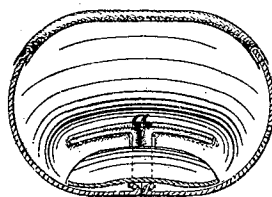


Fig 4.

A

BY

INVENTOR

William Klein

Paul Goepfer

ATTORNEY

UNITED STATES PATENT OFFICE.

WILLIAM KLEIN, OF NEW YORK, N. Y.

FOOT-PROTECTOR.

SPECIFICATION forming part of Letters Patent No. 252,778, dated January 24, 1882.

Application filed September 27, 1881. (No model.)

To all whom it may concern :

Be it known that I, WILLIAM KLEIN, of the city, county, and State of New York, have invented certain new and useful Improvements
5 in Foot-Protectors, of which the following is a specification.

This invention relates to an improved foot-protector which is intended to be worn over the stocking, so as to keep the foot warm in
10 cold and moist weather; and the invention consists of a foot-protector made of a continuous U-shaped piece of felt or other fabric, having a rounded-off toe part, side extension-flaps, and inner side slits near the rear ends
15 of the U-shaped piece.

In the accompanying drawings, Figure 1 represents a perspective view of my improved foot-protector. Fig. 2 is a plan view of the pattern from which the same is made; and Figs.
20 3 and 4 are respectively a vertical longitudinal and a vertical transverse section of the foot-protector.

Similar letters of reference indicate the same parts.

25 A represents a foot-protector, made of felt or other suitable material, of suitable thickness and such a size as to be worn over the stocking, like a soft slipper. The foot-protector A is made of a continuous piece of fabric, which is cut in the shape of the blank or
30 pattern B shown in Fig. 2. The blank or pattern B is made of U shape, with a round toe part, *a*, outer side flaps, *b*, and slits *d* near the inner rear ends. The pattern B is stitched to-

gether transversely at the toe part and centrally along the sole and counter. An insole, *f*, covers the seam, running along the center of the sole. The fabric may be braided, if desired, so as to prevent the tearing of the seam. The counter of the foot-protector A is connected with the upper by interior elastics, *e*,
40 by which the tight fitting of the protector to the foot is secured. The elastics extend across the slits *d*, which separate the counter from the upper. The shape of the blank admits the
45 quick stitching and finishing of the protector on the sewing-machine, dispensing entirely with hand-work or blocking. As the protector fits tightly to the foot, it keeps the same warm in a comfortable manner without any inconvenience or pressure exerted by the boot upon
50 the foot.

Having thus described my invention, I claim as new and desire to secure by Letters Patent—

A blank for foot-protectors, made of a continuous U-shaped piece with a rounded-off
55 toe part, *a*, side extension-flaps, *b*, and inner slits, *d*, near the rear ends of the blank, substantially as set forth.

In testimony that I claim the foregoing as
60 my invention I have signed my name, in presence of two witnesses, this 16th day of September, 1881.

WILLIAM KLEIN.

Witnesses:

PAUL GOEPEL,
CARL KARP.