

Oct. 14, 1941.

L. NIELSEN

2,258,937

SHOULDER PAD

Filed July 15, 1940

Fig. 1.



Fig. 4.

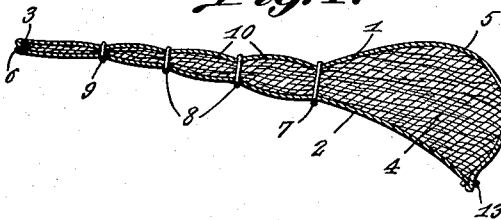


Fig. 2.

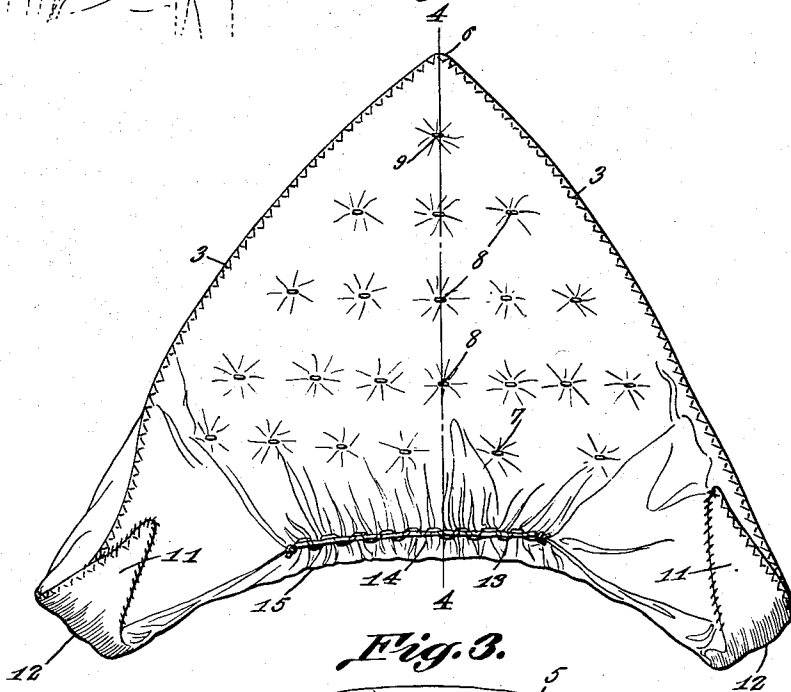
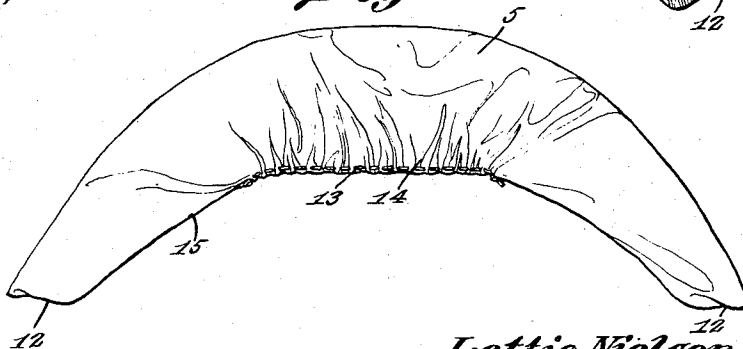


Fig. 3.



Lettie Nielsen, INVENTOR

By *Victor J. Evans & Co.*

ATTORNEYS

WITNESS

UNITED STATES PATENT OFFICE

2,258,937

SHOULDER PAD

Lettie Nielsen, Hyde Park, Utah

Application July 15, 1940, Serial No. 345,617

2 Claims. (Cl. 2—268)

This invention relates to shoulder pads, and its general object is to provide pads that are primarily designed for ladies' apparel, such as dresses and coats, and to give the shoulders of a garment the fanciful raised design at the outer ends thereof and the broad effect demanded by the present vogue.

An important object is to provide shoulder pads that have the under faces thereof shaped to conform to the natural curvature of the shoulders of the person, so that the pads will rest thereon, against casual shifting or displacement, thus it will be seen that the pads will cause a garment to assume a proper fitting position when applied to the wearer, and will tend to hold the garment accordingly.

A further object is to provide shoulder pads that will support the shoulders of the garment in an even manner throughout the entire area thereof to give the desired raised and broad effect above mentioned, regardless of the shoulder deformities of the wearer.

Another object is to provide shoulder pads that are simple in construction, inexpensive to manufacture, can be applied to a garment in an easy and expeditious manner and are extremely efficient in use and service.

This invention also consists in certain other features of construction and in the combination and arrangement of the several parts, to be hereinafter fully described, illustrated in the accompanying drawing and specifically pointed out in the appended claims.

In describing the invention in detail, reference will be had to the accompanying drawing wherein like characters denote like or corresponding parts throughout the several views, and in which:

Figure 1 is a side view illustrating my shoulder pads in use.

Figure 2 is a bottom plan view of one of my pads.

Figure 3 is a view looking toward the outer end of the pad.

Figure 4 is a sectional view taken approximately on line 4—4 of Figure 2.

Referring to the drawing in detail, it will be noted that my shoulder pad in the form shown, includes a single covering piece of any suitable fabric material, and in blank form may be in the shape of a perfect square, but is folded diagonally along its center from corner to corner in triangular formation to provide a pocket having upper and lower cover portions 1 and 2 respectively, and the free edges of the cover portions are stitched or sewed together as at 3, to enclose

the filling or wadding 4 to provide the pad body and the wadding may be cotton, felt or any other suitable soft cushioning material.

The wadding is bunched along the hypotenuse or broad side of the pocket to provide a large raised, rounded roll portion 5 along the outer end of the finished pad to raise the outer end of the shoulder of the garment accordingly and from the roll portion 5, to the apex 6, the wadding gradually decreases in thickness. The roll portion 5 is held in shape by a row of spaced quilting stitches 7, and parallel rows of spaced stitches 8 paralleling the row of stitches 7 together with the single stitch 9, adjacent the apex, hold the wadding in parallel rows of quilting mounds or puffs 10 that parallel the roll portion 5 and which gradually decrease in thickness to the apex, due to the decreasing thickness of the wadding, as will be apparent upon inspection of Figure 4.

The edges of the wadding, that converge toward the apex are beveled and are preferably spaced from the edges 3, so that the finished pad will be provided with a feathered apex and side edges, to merge into the front and rear sides and the inner end portion of the shoulder of the garment, in order to eliminate lines of demarcation between the pad and the shoulder of the garment, when the pad is sewed within the garment.

The corner portions 11 of the body, at the ends of the roll portion 5 are folded reversely upon themselves and the portions 11 are stitched along their edges to the under face of the body, to provide straight corners 12 disposed at an angle with respect to the side edges and the outer end of the body, as clearly shown in Figure 2.

In order to complete the pad, the hypotenuse or broad side of the pocket at the bottom of the roll portion 5 is gathered transversely along the lower cover portion 2 and about the roll portion 5, as best shown in Figure 2, and stitched as at 13 in gathered formation, for the central portion of the length of said broad side. The gathered portion, which for distinction is indicated by the reference numeral 14 draws the ends of the roll portion toward each other to inwardly curve the outer end 15 of the pad between the straight corners 12, so that the pad assumes an outline of substantially heart shape, as best shown in Figure 2, as well as curves the pad upwardly along the length of the roll portion to the apex and whereby the under face of the pad will follow the curvature of the shoulder of the wearer to fit the shoulder and prevent shifting or displacement of the pad therefrom, as will be apparent upon inspection of Figure 1.

It is thought from the foregoing description that the advantages and novel features of the invention will be readily apparent.

It is to be understood that changes may be made in the construction and in the combination and arrangement of the several parts, provided that such changes fall within the scope of the appended claims.

What I claim is:

1. A shoulder pad for garments, comprising a body having a relatively long outer end and front and rear side edges converging into an apex providing the inner end of the body, said body including a covering made from a single blank of fabric folded to provide substantially triangular upper and lower cover portions having their free edges stitched together to provide a closed pocket, wadding within the pocket and being bunched to provide a raised roll portion along the length of said outer end, said wadding gradually decreasing in thickness from the roll portion to the apex, quilting stitches connecting the cover portions and extending through the wadding to hold the roll portion in shape and to provide mounded portions paralleling the roll portion from the latter to the apex, and said pocket at the central portion of the length of said outer end and along the bottom of the roll portion being stitched in gathered formation to draw the ends of the roll portion toward each other for inwardly curving said outer end and to curve the body upwardly along the length of the roll portion to the apex for shaping the under face of the pad to fit the shoulder of the wearer.

2. A shoulder pad for garments, comprising a body having a relatively long outer end and front and rear side edges converging into an apex providing the inner end of the body, said body including a covering made from a single blank of fabric folded to provide substantially triangular upper and lower cover portions having their free edges stitched together to provide a closed pocket, wadding within the pocket and being bunched to provide a raised roll portion along the length of said outer end, said wadding gradually decreasing in thickness from the roll portion to the apex and having beveled edges spaced from said front and rear side edges to feather the sides and apex of the pad, quilting stitches connecting the cover portions and extending through the wadding to hold the roll portion in shape and to provide mounded portions paralleling the roll portion from the latter to the apex, said pocket at the central portion of the length of said outer end and along the bottom of the roll portion being stitched in gathered formation to draw the ends of the roll portion toward each other for inwardly curving said outer end and to curve the body upwardly along the length of the roll portion to the apex for shaping the under face of the pad to fit the shoulder of the wearer, said roll portion gradually decreasing in thickness from adjacent its ends to its ends, and said body having straight corners between and disposed at an angle to said outer end and the converging side edges.

LETTIE NIELSEN.