

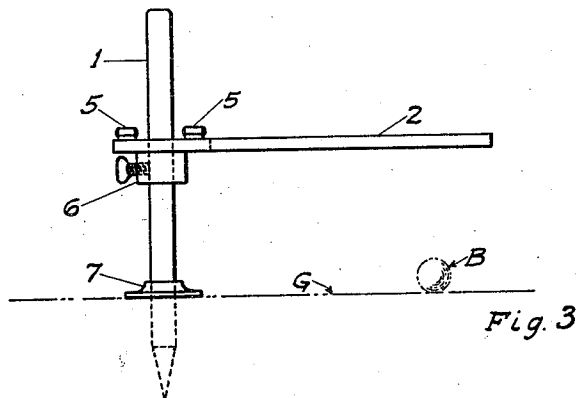
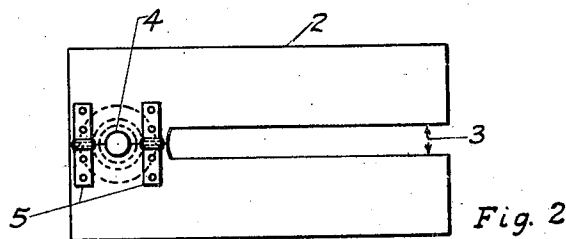
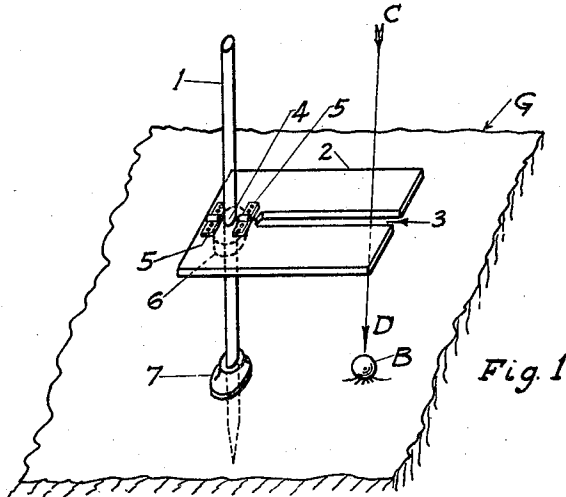
July 17, 1923.

1,677,261

E. H. WILLIAMS

DEVICE FOR IMPROVING STANCE IN CONNECTION WITH THE GAME OF GOLF

Filed May 7, 1928



Witnesses

Robt. S. Lumbard.  
J. H. Paquet.

Inventor.

E. H. Williams

Patented July 17, 1928.

1,677,261

# UNITED STATES PATENT OFFICE.

ELMO HAMILTON WILLIAMS, OF PEARL HARBOR, TERRITORY OF HAWAII.

DEVICE FOR IMPROVING STANCE IN CONNECTION WITH THE GAME OF GOLF.

Application filed May 7, 1928. Serial No. 275,909.

My invention relates to an arrangement of a certain more or less horizontal plate-like member containing a vertical slot, in such a manner that the vision of the player, in taking his or her stance, is constrained to remain in a fixed rectilinear direction with respect to the golf ball.

This condition is recognized to be essential and vital in properly executing the strokes in the game of golf. It is commonly referred to as "keeping the head down—the eye on the ball."

My invention consists in locating by simple means, a plate, sheet or other flat opaque member in a temporarily fixed position in a more or less horizontal plane, at a distance above the ground or floor, and in relation to the ball, suited to the player and to the conditions, aforesaid member to contain a slot through which the player may bring his vision to bear on the ball in taking his or her position or "stance." Aforesaid slot is of a restricted width in a direction more or less at right angles to the swing of the player's club or "iron," and therefore forces the player, in keeping his vision on the ball, to hold his head and consequently other parts of his upper body in the more or less fixed pivotal position demanded when acquiring a proper and finished stroke.

My invention will be more clearly understood by referring to the accompanying drawing and the novel features will be particularly pointed out in the appended claims.

In the drawing, in which like parts are indicated by similar reference symbols throughout the several views:—

Figure 1 is a conventional isometric view of the complete instrument or device in position on a portion "G" of a golf links, playing ground, or floor.

Figure 2 is a view of the device from above.

Figure 3 is an elevation of the device from one side, "G" representing the ground or the floor line, as the case may be.

Referring to Figure 1, 1 is a member of wood, metal, or other material, solid or hollow, with a circular cross section, and of a suitable length to include a pointed end or a base or other means of instantly placing and retaining it and its appurtenances in a more or less vertical position in the ground or on any surface, a middle portion on which to mount and secure the slotted member 2, and an upper portion by which the device

can be handled, and fixed or placed in position. 2 is a sheet, plate, or flat member of wood or metal, or built up of any other material, containing the slot 3, opaque sides of more or less width, a hole 4 to permit the member to be rotatably mounted on the rod 1, and in one piece or in halves with hinges, 5 as shown, or other means of securing the halves together. The hinges are preferred, as it better permits the rapid dismounting and stowing of the device in the player's grip bag. It is understood that I may vary the width of the slot, the widths of the portions of 2 at the sides of the slot, or the proportions of any of the members hereinbefore or to be mentioned, or the method of joining or assembling them.

Referring to Fig. 3, 6 is a sleeve of suitable material, slidable on 1, and provided with a thumb screw or other means for holding it and consequently the member 2 at any desired height. 7 is a collar of rubber, wood or other material to restrict the distance that 1 enters the ground, and better to rigidly support it. It is understood that a base or other means may be substituted for the pointed end if it is desired to use the device on floors where penetration would be impractical or impossible.

A golf ball "B", not a part of my invention, is shown in a position approximately that when the device is placed ready to apply, "C—D" being approximately the line of the player's vision.

While I have herein shown and described the best embodiment of my invention that I have so far devised, I desire it to be understood that various changes may be made or resorted to in the form, proportions, combination, construction, arrangement, and material of the several parts without departing from the scope and spirit of my invention, and hence I do not intend to be limited to the details herein shown and described except as they may be included in the claims.

That which I claim as new and which I desire to secure by Letters Patent of the United States is:—

1. In an accessory for guiding vision in playing the game of golf, or the like, the combination with a rod, or the like, of a thin opaque, flat or plate-like member with a slot or narrow bifurcation through its thin dimension, said plate revolvably mounted on said rod, means for placing said rod so that said flat member may have a desired rela-

tion between the surface of the ground or any other surface, an object on such surface, and the eye of the operator, and means for adjusting said flat member on said rod. 5 2. In an accessory for guiding vision in playing the game of golf, or the like, a thin opaque, flat or plate-like member with a slot or narrow bifurcation through its thin dimension, means for placing, adjusting, and retaining said flat member and slot in a desired position, and means for rapid disassembly of the device for stowage in the 10 player's club bag or other receptacle.

ELMO HAMILTON WILLIAMS.