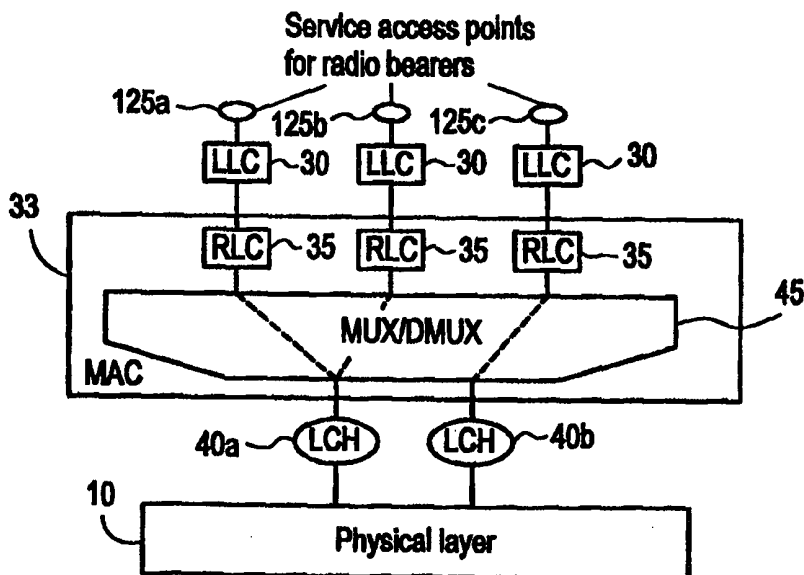




INTERNATIONAL APPLICATION PUBLISHED UNDER THE PATENT COOPERATION TREATY (PCT)

(51) International Patent Classification ⁶ : H04Q 7/22	A1	(11) International Publication Number: WO 99/16264 (43) International Publication Date: 1 April 1999 (01.04.99)
(21) International Application Number: PCT/SE98/01593 (22) International Filing Date: 8 September 1998 (08.09.98) (30) Priority Data: 60/059,870 24 September 1997 (24.09.97) US 09/060,736 15 April 1998 (15.04.98) US (71) Applicant: TELEFONAKTIEBOLAGET LM ERICSSON (publ) [SE/SE]; S-126 25 Stockholm (SE). (72) Inventors: BEMING, Per; Alströmergatan 32, 2 trp, S-112 47 Stockholm (SE). LUNDSJÖ, Johan; Tranebergsvägen 93, 1 trp, S-167 45 Bromma (SE). JOHANSSON, Mathias; Skälbyvägen 7, 3 trp, S-191 49 Sollentuna (SE). ROOBOL, Christiaan; Gartnerstigen 29, S-165 70 Hässelby (SE). (74) Agent: ERICSSON RADIO SYSTEMS AB; Common Patent Dept., S-164 80 Stockholm (SE).		(81) Designated States: AL, AM, AT, AU, AZ, BA, BB, BG, BR, BY, CA, CH, CN, CU, CZ, DE, DK, EE, ES, FI, GB, GE, GH, GM, HR, HU, ID, IL, IS, JP, KE, KG, KP, KR, KZ, LC, LK, LR, LS, LT, LU, LV, MD, MG, MK, MN, MW, MX, NO, NZ, PL, PT, RO, RU, SD, SE, SG, SI, SK, SL, TJ, TM, TR, TT, UA, UG, UZ, VN, YU, ZW, ARIPO patent (GH, GM, KE, LS, MW, SD, SZ, UG, ZW), Eurasian patent (AM, AZ, BY, KG, KZ, MD, RU, TJ, TM), European patent (AT, BE, CH, CY, DE, DK, ES, FI, FR, GB, GR, IE, IT, LU, MC, NL, PT, SE), OAPI patent (BF, BJ, CF, CG, CI, CM, GA, GN, GW, ML, MR, NE, SN, TD, TG). Published With international search report.

(54) Title: MULTI-SERVICE HANDLING BY A SINGLE MOBILE STATION



(57) Abstract

A method for processing multiple data services (6) over a communications link (4) between a mobile station (2) and a base station (3) is disclosed. An RLC/MAC protocol layer (15) of the communications link (4) between a mobile station (2) and a base station (3) receives a plurality of radio bearer services (6) each including at least one service provided by the mobile station (2). The plurality of radio bearer services (6) are processed in such a manner that services (6) having substantially similar quantity of signal requirements are combined for transmission on a single logical channel (40). Data within the transmission blocks (145) may be prioritized to enable flexible control of transmission rates.

FOR THE PURPOSES OF INFORMATION ONLY

Codes used to identify States party to the PCT on the front pages of pamphlets publishing international applications under the PCT.

AL	Albania	ES	Spain	LS	Lesotho	SI	Slovenia
AM	Armenia	FI	Finland	LT	Lithuania	SK	Slovakia
AT	Austria	FR	France	LU	Luxembourg	SN	Senegal
AU	Australia	GA	Gabon	LV	Latvia	SZ	Swaziland
AZ	Azerbaijan	GB	United Kingdom	MC	Monaco	TD	Chad
BA	Bosnia and Herzegovina	GE	Georgia	MD	Republic of Moldova	TG	Togo
BB	Barbados	GH	Ghana	MG	Madagascar	TJ	Tajikistan
BE	Belgium	GN	Guinea	MK	The former Yugoslav Republic of Macedonia	TM	Turkmenistan
BF	Burkina Faso	GR	Greece	ML	Mali	TR	Turkey
BG	Bulgaria	HU	Hungary	MN	Mongolia	TT	Trinidad and Tobago
BJ	Benin	IE	Ireland	MR	Mauritania	UA	Ukraine
BR	Brazil	IL	Israel	MW	Malawi	UG	Uganda
BY	Belarus	IS	Iceland	MX	Mexico	US	United States of America
CA	Canada	IT	Italy	NE	Niger	UZ	Uzbekistan
CF	Central African Republic	JP	Japan	NL	Netherlands	VN	Viet Nam
CG	Congo	KE	Kenya	NO	Norway	YU	Yugoslavia
CH	Switzerland	KG	Kyrgyzstan	NZ	New Zealand	ZW	Zimbabwe
CI	Côte d'Ivoire	KP	Democratic People's Republic of Korea	PL	Poland		
CM	Cameroon	KR	Republic of Korea	PT	Portugal		
CN	China	KZ	Kazakhstan	RO	Romania		
CU	Cuba	LC	Saint Lucia	RU	Russian Federation		
CZ	Czech Republic	LI	Liechtenstein	SD	Sudan		
DE	Germany	LK	Sri Lanka	SE	Sweden		
DK	Denmark	LR	Liberia	SG	Singapore		
EE	Estonia						

MULTI-SERVICE HANDLING BY A SINGLE MOBILE STATION

CROSS REFERENCE TO RELATED APPLICATIONS

5 The present application for patent is related to, and claims priority from, co-
pending U.S. Provisional Application for Patent Serial No. 60/059,870, filed
September 24, 1997, entitled "Multi-Service Handling Within One MS in a W-CDMA
System" by Christiaan Roobol, Per Beming, Johan Lundsjo and Mathias Johansson.
The disclosure of U.S. Provisional Application for Patent Serial No. 60/059,870 is
10 hereby incorporated by reference.

BACKGROUND OF THE INVENTION

Technical Field of the Invention

The present invention relates to mobile stations, and more particularly, to the
ability of mobile stations to concurrently support multiple data transmission services.

15 Description of Related Art

The increasing technological developments within the area of wireless
telecommunications have greatly increased the number of services which may be
provided between a mobile station (MS) and a base station (BS). As the variety of
services available from the mobile station continue to develop, mobile stations have
20 acquired and are continuing to develop the ability to support several different types of
services. These services include real time (RT) services, such as speech and video,
and non real time (NRT) services, such as file transfers.

Problems arise in providing support for these varied services at the mobile
station due to the different requirements of each service. For example, one service
25 may require a bit error rate (BER) of 10^{-3} with low flexibility in the service delay
requirements, while a second service may require a much higher bit error rate but have
lower delay requirements. Ideally, each of these services are simultaneously supported
by a single mobile station.

One solution to providing simultaneous services from a single mobile station
30 involves creating a new physical channel for each service every time a new service

-2-

becomes available to the mobile station. This may be undesirable from a mobile station complexity point of view.

Another solution involves multiplexing each of the services together onto the same channel and utilizing a single code on the channel. However, this solution is quite inefficient. In a situation where two services have greatly differing bit error rate requirements, the coding, interleaving and power control for the two services must be performed in such a way that the service requiring the strongest requirements is supported. Thus, when time multiplexing a first service onto the same channel with the second service having substantially higher requirements, a Quality of Service (QoS) in terms of the bit error rate for the first service is unduly high resulting in lost spectrum efficiency for the mobile station. On the other hand, if the coding, interleaving and power control are performed in accordance with the needs of the lower requirement service, the Quality of Service required for the higher requirement service will never be achieved, resulting in major service degradation.

Another problem with mobile stations providing multiple services involves the mapping of variable rate data services onto a single physical channel. For example, if the data rates of different services vary independently of each other, the transmissions from the mobile station could be coordinated in such a manner that the total transmission rate does not exceed a predetermined level.

Thus, a need has arisen for the development of a technique enabling the utilization of multiple services with varying system requirements from a single mobile station that provides optimal operating conditions for each of the multiple services and further provides the ability to control variable transmission rates.

SUMMARY OF THE INVENTION

The present invention overcomes the foregoing and other problems with the method for processing multiple data services over a communications link between a mobile station and a base station. Initially, a RLC/MAC protocol layer of the communications link processes a plurality of radio bearer services. The data within the radio bearers is separated into a plurality of data blocks. The separated data blocks are combined with other data blocks from services having substantially similar Quality of Service requirements into a transmission block for transmission on a single logical

-3-

channel. The number of data blocks per transmission block is variable. The generated transmission blocks are then transmitted over a single logical channel.

5 The data blocks within the transmission blocks may be prioritized such that high priority data blocks are transmitted prior to lower priority data blocks. This allows the transmission of certain types of data blocks at a higher transmission rate without actually altering the transmission rate of the single logical channel. Furthermore, the transmission of transmission blocks may be scheduled such that the output power and/or transmission rate of the transceiver generating the transmission blocks remains below a selected predetermined level.

10 BRIEF DESCRIPTION OF THE DRAWINGS

For a more complete understanding of the present invention, reference is made to the following detailed description taken in conjunction with the accompanying drawings wherein:

15 FIGURE 1 is a block diagram of a mobile station, base station and associated communications link;

FIGURE 2 is a block diagram illustrating the communications protocols associated with a mobile station communications link;

FIGURE 3 is a block diagram of a physical layer;

20 FIGURE 4 illustrates the grouping of services according to the method of the present invention;

FIGURE 5 illustrates the segmentation of LLC blocks into RLC/MAC PDUs which are transmitted by means of transmission blocks; and

FIGURE 6 illustrates the segmentation of LLC blocks from two separate radio bearers into transmission blocks.

25 DETAILED DESCRIPTION OF THE INVENTION

Referring now to the Drawings, and more particular to FIGURE 1, there is illustrated a block diagram of a mobile station 2 and associated base station 3. The mobile station 2 and base station 3 communicate via a communications link 4 generated between a transceiver pair 5 in the mobile station 2 and base station 3. The mobile station 2 further includes a number of real time (RT) and non real time (NRT)

30

-4-

services 6 which may be implemented from the mobile station 2 to the base station 3 over radio interface communications link 4. Real time services would include services such as speech and video transmissions while non real time services would include services such as data file transfers.

5 Referring now also to FIGURE 2, there are illustrated the protocol layers enabling a communication link 4 between a mobile station transceiver 5a and a base station transceiver 5b. The protocol layers are designated layer 1 (physical layer 10), layer 2 (LLC RLC/MAC layer 15) and layer 3 20. Layer 1 (physical layer) 10 offers logical channels to layer 2. The physical layer 10 provides for communications
10 between the mobile station 2 and a base station 3 of an associated network. The physical layer 10 controls functions necessary to maintain communications capability over the physical radio channel between a network and a mobile station 2. Layer 3 20 controls the radio bearers, which are realized by the services provided by layer 2.

Layer 2 provides the radio link control/medium access control (RLC/MAC)
15 protocol and the logical link control layer (LLC) protocol 30. The RLC/MAC protocol generates the signaling needed for radio resource management and radio link control. The actual control of the RLC/MAC protocol is handled by a management plane 25. The management plane 25 contains all the algorithms and coordination functionalities necessary for controlling the RLC/MAC protocol and stretches over
20 each of layers 1, 2, and 3.

The LLC protocol layer 30 output is processed by the radio link control protocol (RLC) 35 established by the management plane 25. LLC-PDUs (protocol data units) generated by the LLC layer 30 are further segmented by the RLC protocol 35 into RLC-PDUs in order to provide RLC-PDU sizes suitable for the radio interface.
25 The RLC protocol 35 provides a stream of specifically classified data which is channel encoded and interleaved via a multiplexer 45 before being mapped onto a logical channel 40. A CRC code is added to an RLC-PDU prior to transmission to layer 1.

Upon creation, the RLC-PDUs are mapped by the management plane 25 onto the appropriate logical channels 40. The MAC protocol 33 of the RLC/MAC protocol
30 layer 15 handles the mapping of RLC-PDUs from the RLC protocol 35 onto the physical layer 10. The MAC protocol 33 defines procedures enabling multiple mobile stations 2 to share a common transmission medium, which may consist of several

-5-

physical channels. The MAC protocol 33 provides arbitration between multiple mobile stations 2 attempting to transmit simultaneously and provides collision avoidance, detection and recovery procedures. The options of the MAC protocol 33 allow a single mobile station 2 to use several physical channels in parallel.

5 Referring now also to FIGURE 3, there is illustrated one embodiment of the physical layer 10 describing several ways of mapping logical channels 40 onto physical channels 55. A logical channel 40 represents a branch in the different chains of channel coding and interleaving depicted in FIGURE 3. A logical channel 40a is
10 outer encoded at 60 using any number of coding techniques, such as Reed-Solomon coding, and interleaved at 55. The encoded and interleaved signal is time-multiplexed at 70 with another logical channel 40b which has not been outer encoded or interleaved. The multiplexed data stream 75 is inner encoded using a convolutional encoding technique at 80 and multiplexed with an uncoded (or encoded at a higher level) logical channel 40c at 85. This multiplexed data stream 90 is processed using
15 repetition or puncturing at 100 prior to a second interleaving at 105. Thereafter, the interleaved data stream is multiplexed at 115 with a similarly processed data stream 120. If the data stream provided by the multiplexing process at 115 has a higher data rate than a single physical channel 55 can manage, the data stream from the multiplexing process at 115 may be split into several physical channels 55 by a data
20 splitting process 122.

This process may be extended to several parallel implementations, each mapping one or more logical channels 40 onto one or more physical channels 55. The particular configuration for mapping from logical channels 40 to physical channels 55 is generated at bearer setup between the mobile station 2 and the base station 3, and
25 reconfiguration must be accomplished when a new bearer is setup or released. Typically, the configuration will be similar to that illustrated in FIGURE 3. For example, the multiplexing of logical channels 40 wherein only a single channel is outer-encoded is generally not recommended since two differing services would benefit from being divided into different physical channels enabling individual
30 outerloop power control.

The present invention provides flexibility in the manner in which radio bearers 20 are mapped onto logical channels 40 to enable the efficient management of various

-6-

service mixes. From a mobile station 2 complexity point-of-view, different radio bearers should be multiplexed onto only a few spreading codes. On the other hand, if different radio bearers have different requirements, it is not desirable to map all of the radio bearers onto a single code. For example, if one bearer carries speech data and another carries video data, and both are mapped onto the same code, the power requirements necessary to transmit the signal would be unclear since the video data would have much higher bit error rate requirements than the speech data. If the power is adjusted to the requirements of the video service, the quality of the speech service would be far too high and waste bandwidth of the mobile station. Consequently, if the requirements were adjusted to the speech service, the bit error rate for the video service would be too high.

Referring now to FIGURE 4, there is provided a simplified illustration of the interconnection between the RLC/MAC protocol layer 15 and the physical layer 10. Three service access points 125 provide radio bearers to the RLC/MAC layer 15. In this example, two of the radio bearers, namely those represented by 125a and 125b, have similar BER requirements. The logical link control 30 (LLC) output is processed by RLC protocol 35 as described previously with respect to FIGURE 2. The MAC protocol 33 of the RLC/MAC protocol layer 15 controls the multiplexing of RLC-PDU blocks in such a fashion that the two radio bearers 125a and 125b with similar BER requirements are multiplexed by multiplexer 45 onto a single logical channel 40a. The radio bearer 125c is processed by the RLC/MAC layer 15 such that it is mapped onto a single logical channel 40b due to its differing requirements from the other services.

The resulting logical channels 40a and 40b are next processed by the physical layer 10 as described previously with respect to FIGURE 3. The advantage of this system is that services having similar bit error rates and flexibility requirements are mapped into a single logical channel enabling the total number of logical channels to be reduced while still enabling separate coding and processing of the logical channels 40 having performance requirements that are dissimilar without corrupting services contained within the channel.

Referring now to FIGURE 5, there is illustrated the manner in which control/user data 140 from a radio bearer 125 is converted into a transmission block

-7-

145 using the RLC/MAC protocols of layer 2. Layer 3 control/user data 140 is segmented into blocks 150 and extended with CRC bits 155, to form a LLC PDU 160 at the LLC layer 30. The LLC PDUs 160 are segmented into smaller blocks, RLC/MAC PDUs 165 at the RLC layer 35. A variable number of RLC/MAC PDUs 165 are combined into a transmission block 145 by the MAC protocol 33.

The number of RLC/MAC PDUs and the number of bits within a transmission block 145 varies with time depending on the transmission rate and interleaving length. The variances in the transmission rate and interleaving length are referred to as the transmission format. The transmission block 145 may also be extended by CRC bits 170. In the illustration in FIGURE 5, the transmission rate is such that only two segments 172 fit within a single transmission block 145. However, the next transmission block 145 may very well convey more than or less than two segments 172 depending on the transmission rate of the channel. In this way, variable rate transmissions may be accommodated. In an alternative embodiment, the CRC check bits 17 may also be placed within the RLC/MAC PDUs 165. This increases the processing overhead but improves performance for large data blocks.

As mentioned previously, the transmission format is the sequence of coding and interleaving in a particular manner together with a certain transmission rate on the physical channel. The transmission format could change, for example, due to variable bit rate services within a channel or risk overloading the system. When this happens, the number of bits per transmission block 145 will likely change as well. In the present figure, the transmission format is such that the transmission block 45 can convey two RLC/MAC PDUs at one time. In another instant of time, the transmission format may be changed such that the transmission block 45 can convey many more or less PDUs (the minimum value of the number of PDUs which the transmission block can convey is one). In this manner, variable bit rates are easily taken care of by altering the number of blocks within a transmission block, and thus, the transmission rate.

Referring now to FIGURE 6, there is illustrated the method by which the control/user data blocks 140 coming from a pair of radio bearer services are multiplexed together into a single transmission block 145. The control/user data blocks 140 are segmented into LLC PDUs 160 consisting of segmented data block

-8-

portions 150 and a CRC bits 155 generated at the LLC stage 30. The LLC PDUs 160 are subdivided into smaller RLC/MAC PDUs 165 at the RLC level 35. The RLC/MAC PDUs 165 of different radio bearers having similar requirements are multiplexed into a single transmission block 145 for mapping onto a logical channel 40. Variable bit rates of the services included within the transmission block 145 are accounted for by altering the transmission format to change the number of segments in a transmission block at a particular time.

The variable bit rates may also be dealt with without altering the transmission format by prioritizing one variable bit rate service over another service within a shared transmission block 145. For example, the service stored in block 165a would be prioritized over the service stored in block 165b. This would cause the higher priority blocks to be transmitted first. In this manner, the variable transmission rate is taken care of without changing the actual transmission rate of the physical channel, thus maintaining a fixed bandwidth.

By grouping services having similar transmission requirements at the RLC/MAC level and prioritizing different bearers within the same group, variable transmission rates can be dealt with in a flexible manner. For example, a variable bit rate service and an available bit rate service having the same requirements with respect to bit error probability may be grouped together on the same logical channel. In this case, the variable bit rate service automatically determines which transmission format will be used. However, not all of the capacity is utilized by this service. Thus, the available bit rate service of the same mobile station is multiplexed onto the same physical channel. Referring back now to FIGURE 2, a mobile station providing a number of services in parallel will naturally attempt to transmit all transmission blocks simultaneously. However, this would cause the transmitter power to rise to unacceptable levels. Thus, in order to maintain the transmitting power at a level fixed by the base station 3, the management plane 25 of the RLC/MAC layer 15 can schedule the transmission of different transmission blocks 145 by prioritizing transmission blocks serving different groups of services such that the transmission power of the mobile station never exceeds a fixed threshold level. If the threshold level is ever changed, the RLC/MAC layer 15 can easily adapt to the new situation by

-9-

scheduling the transmission of different groups of transmission blocks 145 in such a way that the new threshold level is met.

According to the teachings of the present invention by grouping the transmissions from various radio service bearers according to services having similar characteristics, prioritizing the services within a particular grouping and scheduling the transmission of the groupings at the RLC/MAC level within a mobile station such that set power levels are not exceeded, a flexible mechanism is provided to deal with the provision of multiple services by a single mobile station 2. The fact that the services may have variable BER requirements and output power requirements may be easily accommodated using this method.

Although a preferred embodiment of the method and apparatus of the present invention has been illustrated in the accompanying Drawings and described in the foregoing Detailed Description, it is understood that the invention is not limited to the embodiment disclosed, but is capable of numerous rearrangements, modifications, and substitutions without departing from the spirit of the invention as set forth and defined by the following claims.

-10-

WHAT IS CLAIMED IS:

1. A method for processing multiple data services over a communications link between a mobile station and a base station, comprising the steps of:
receiving a plurality of radio bearer services, each of the plurality of
5 radio bearer services supporting at least one service; and
processing the plurality of radio bearer services such that the radio bearer services having substantially similar quality of service requirements are combined into a single logical channel.
2. The method of claim 1, wherein the step of processing further
10 comprises:
separating data within the radio bearer services into a plurality of portions;
combining portions from radio bearer services having substantially similar Quality of Service requirements into transmission blocks of the single logical
15 channel, wherein a number of the portions per transmission block is variable.
3. The method of claim 2 further including the step of:
prioritizing the portions from different radio bearer services such that high priority the portions are transmitted prior to lower priority the portions without altering a transmission rate of the single logical channel.
- 20 4. The method of claim 3, wherein the plurality of portions comprise RLC/MAC PDUs.
5. The method of claim 2 further including the step of:
scheduling the transmission of transmission blocks such that an output power of a transceiver remains below a predetermined level.
- 25 6. The method of claim 5, wherein the predetermined level may vary in time.

-11-

7. The method of claim 3, wherein the prioritizing is done by the mobile station.
8. The method of claim 3, wherein the prioritizing is done by the base station.
- 5 9. The method of claim 1 further comprising the step of mapping the logical channels onto physical channels.
10. A method for processing multiple data services over a communications link between a mobile station and a base station, comprising the steps of:
- 10 receiving a plurality of radio bearer services, each of the plurality of radio bearer services supporting at least one service;
- separating data within the radio bearer services into a plurality of data blocks;
- combining data blocks from radio bearer services having substantially similar Quality of Service requirements into transmission blocks of a single logical channel, wherein the number of data blocks per transmission block is variable;
- 15 prioritizing the data blocks from different radio bearer services such that high priority data blocks are transmitted prior to lower priority data blocks without altering a transmission rate of the single logical channel; and
- transmitting the transmission blocks on the single logical channel.
- 20 11. The method of claim 10 further including the step of:
- scheduling the transmission rates of different logical channels such that an output rate of a transceiver remains below a predetermined level.
12. The method of claim 10 further including the step of:
- 25 scheduling the transmission of transmission blocks on the logical channel such that an output power of a transceiver remains below a predetermined level.

-12-

13. The method of claim 12, wherein the predetermined level may vary in time.
14. The method of claim 10, wherein the prioritizing is done by the mobile station.
- 5 15. The method of claim 10, wherein the prioritizing is done by the base station.
16. A method for processing multiple data services over a communications link between a mobile station and a base station, comprising the steps of:
- 10 receiving a plurality of radio bearer services, each of the plurality of radio bearer services supporting at least one service;
- separating data within the radio bearer services into a plurality of data blocks;
- combining the data blocks from radio bearer services having substantially similar Quality of Service requirements into transmission blocks of a single logical channel, wherein the number of data blocks per transmission blocks is variable;
- 15 scheduling the transmission of transmission blocks such that an output power of a transceiver remains below a predetermined level; and
- transmitting the transmission blocks on the single logical channel.
- 20 17. The method of claim 16, wherein the predetermined level may vary in time.
18. The method of claim 16 further including the step of:
- prioritizing RLC/MAC PDUs from different radio bearers such that high priority RLC/MAC PDUs are transmitted prior to lower priority RLC/MAC PDUs without altering a transmission rate.
- 25

-13-

19. The method of claim 18, wherein the prioritizing is done by the mobile station.

20. The method of claim 18, wherein the prioritizing is done by the base station.

5 21. A communications protocol for providing multiple data services over a communications link between a mobile station and a base station, comprising:
 a first layer for mapping the logical channel onto physical channel;
 a second layer for processing the radio bearers such that data services having substantially similar Quality of Service requirements are combined into a same
10 logical channel; and
 a third layer for providing radio bearers containing a plurality of data services of the communications link.

22. The communications protocol of claim 21 further including a management layer for controlling functions of the second layer.

15 23. The communications protocol of claim 21, wherein the second layer further includes:
 a logical link control layer for separating data from the radio bearers representing the services into a plurality of first units;
 a radio link control layer for separating the plurality of first units into
20 a plurality of smaller second units; and
 a medium access control layer for combining the plurality of smaller second units from data services having similar Quality of Service requirements into a single logical channel.

24. The communications protocol of claim 23, wherein the medium access control layer further includes a multiplexer for combining the plurality of smaller
25 second units.

-14-

25. The communications protocol of claim 23, wherein the medium access control layer further comprises means for prioritizing the plurality of smaller second units such that higher priority second units are transmitted prior to lower priority second units without altering a transmission rate of a logical channel.

5 26. The communications protocol of claim 22, wherein the management layer includes all algorithms and coordination functionalities for controlling the first, second and third layers.

27. The communications protocol of claim 23, wherein the prioritizing is done by the mobile station.

10 28. The communications protocol of claim 23, wherein the prioritizing is done by the base station.

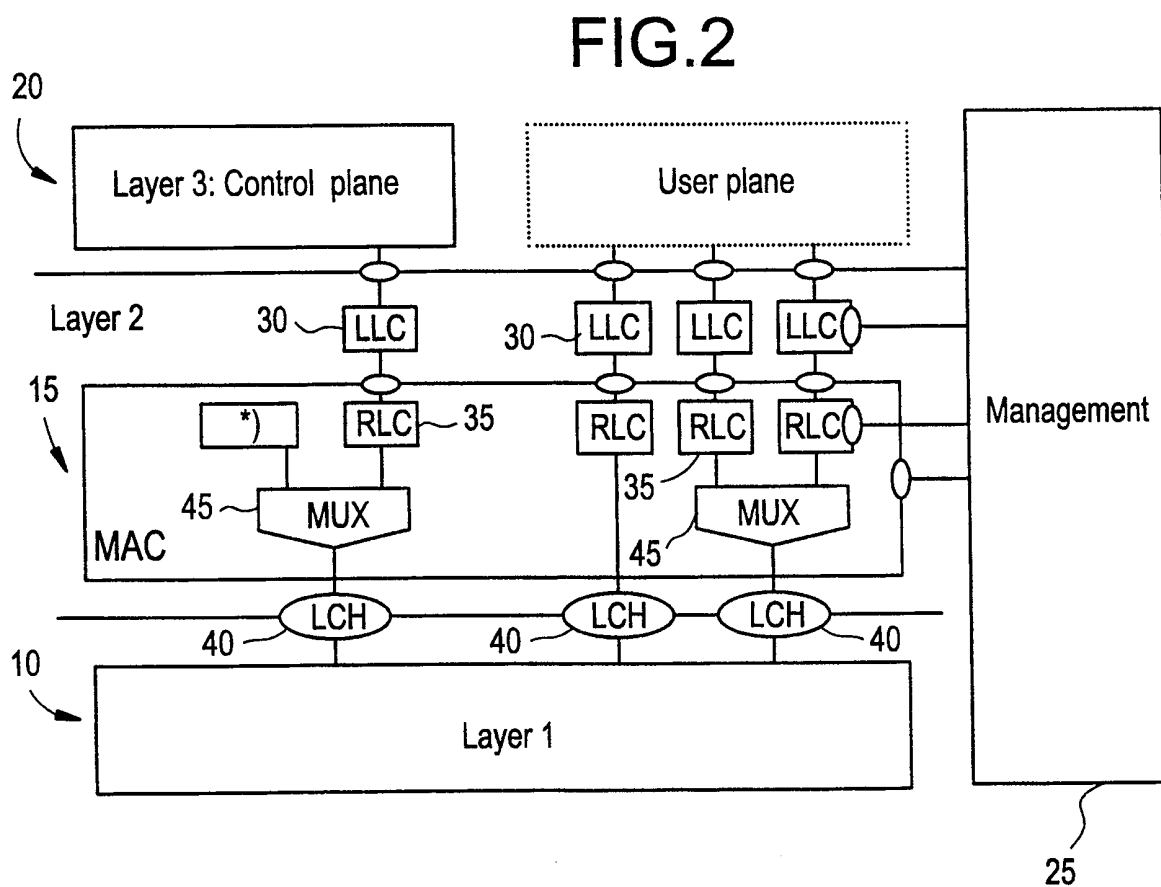
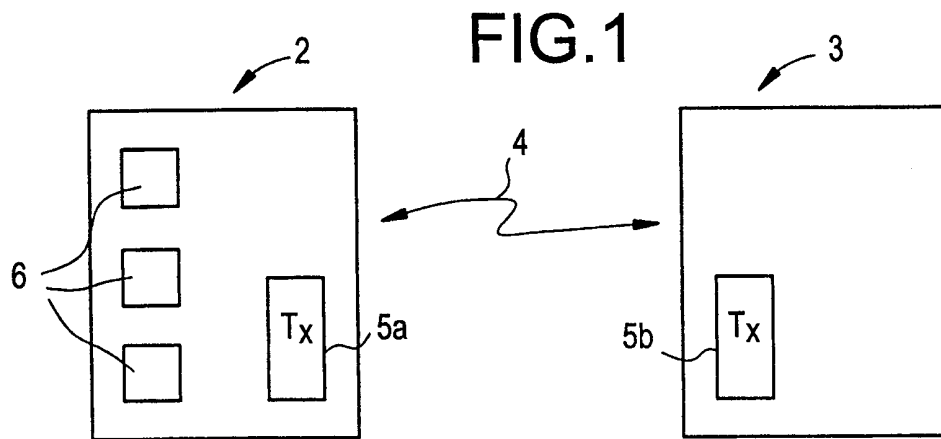
29. The communications protocol of claim 21, wherein the second layer further schedules the transmission of transmission blocks of data on the physical channels such that an output power of a transceiver remains below a predetermined
15 level.

30. The communications protocol of claim 29, wherein the predetermined level may vary in time.

31. The communications protocol of claim 25, wherein the means for prioritizing is controlled by the mobile station.

20 32. The communications protocol of claim 25, wherein the means for prioritizing is controlled by the base station.

1/3



2/3

FIG.3

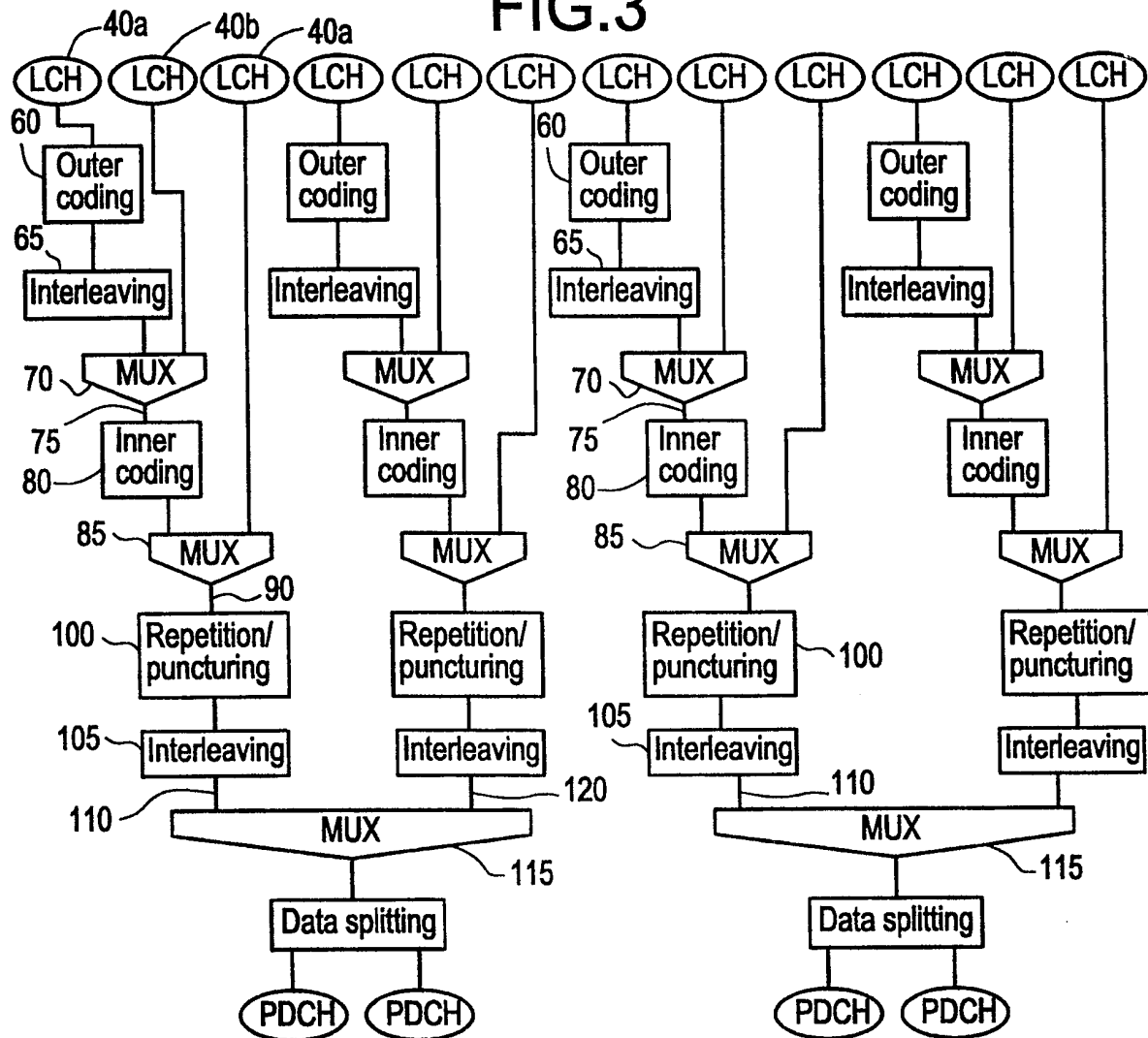
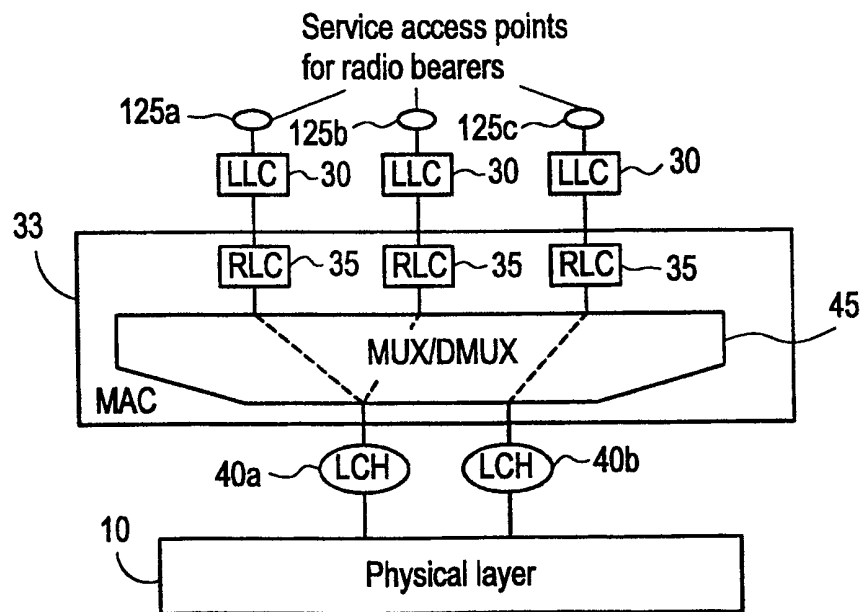


FIG.4



3/3

FIG.5

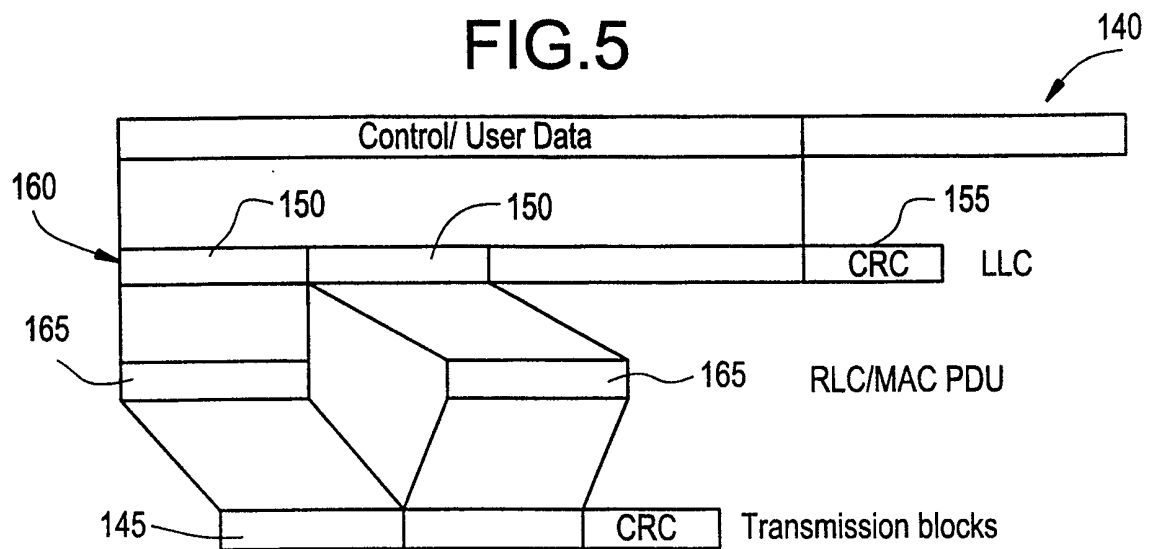
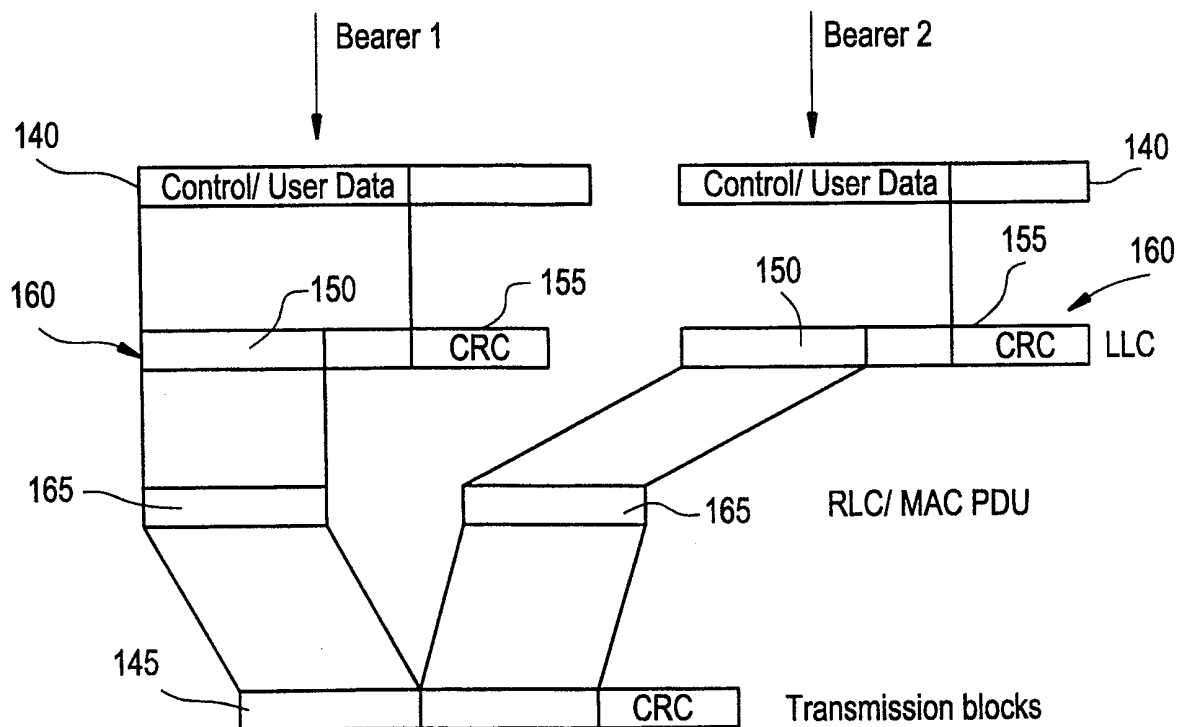


FIG.6



INTERNATIONAL SEARCH REPORT

national Application No
PCT/SE 98/01593

A. CLASSIFICATION OF SUBJECT MATTER IPC 6 H04Q7/22		
According to International Patent Classification (IPC) or to both national classification and IPC		
B. FIELDS SEARCHED Minimum documentation searched (classification system followed by classification symbols) IPC 6 H04Q		
Documentation searched other than minimum documentation to the extent that such documents are included in the fields searched		
Electronic data base consulted during the international search (name of data base and, where practical, search terms used)		
C. DOCUMENTS CONSIDERED TO BE RELEVANT		
Category	Citation of document, with indication, where appropriate, of the relevant passages	Relevant to claim No.
A	WO 95 31878 A (NOKIA TELECOMMUNICATIONS OY ;NOKIA MOBILE PHONES LTD (FI); HONKASA) 23 November 1995 see page 9, line 6 - page 13, line 29 ---	1,2,10, 16,21
A	EP 0 634 840 A (AT & T CORP) 18 January 1995 see column 3, line 45 - column 9, line 1 --- -/--	1,2,10, 16
<div style="display: flex; justify-content: space-between;"> <input checked="" type="checkbox"/> Further documents are listed in the continuation of box C. <input checked="" type="checkbox"/> Patent family members are listed in annex. </div>		
° Special categories of cited documents :		
<div style="display: flex; justify-content: space-between;"> <div style="width: 45%;"> <p>"A" document defining the general state of the art which is not considered to be of particular relevance</p> <p>"E" earlier document but published on or after the international filing date</p> <p>"L" document which may throw doubts on priority claim(s) or which is cited to establish the publication date of another citation or other special reason (as specified)</p> <p>"O" document referring to an oral disclosure, use, exhibition or other means</p> <p>"P" document published prior to the international filing date but later than the priority date claimed</p> </div> <div style="width: 45%;"> <p>"T" later document published after the international filing date or priority date and not in conflict with the application but cited to understand the principle or theory underlying the invention</p> <p>"X" document of particular relevance; the claimed invention cannot be considered novel or cannot be considered to involve an inventive step when the document is taken alone</p> <p>"Y" document of particular relevance; the claimed invention cannot be considered to involve an inventive step when the document is combined with one or more other such documents, such combination being obvious to a person skilled in the art.</p> <p>"&" document member of the same patent family</p> </div> </div>		
Date of the actual completion of the international search <div style="text-align: center; font-weight: bold;">2 December 1998</div>		Date of mailing of the international search report <div style="text-align: center; font-weight: bold;">09/12/1998</div>
Name and mailing address of the ISA European Patent Office, P.B. 5818 Patentlaan 2 NL - 2280 HV Rijswijk Tel. (+31-70) 340-2040, Tx. 31 651 epo nl, Fax: (+31-70) 340-3016		Authorized officer <div style="text-align: center; font-weight: bold;">Maalismaa, J</div>

INTERNATIONAL SEARCH REPORT

International Application No

PCT/SE 98/01593

C.(Continuation) DOCUMENTS CONSIDERED TO BE RELEVANT

Category	Citation of document, with indication, where appropriate, of the relevant passages	Relevant to claim No.
A	<p>YUN L C ET AL: "POWER CONTROL FOR VARIABLE QOS ON A CDMA CHANNEL" PROCEEDINGS OF THE MILITARY COMMUNICATIONS CONFERENCE (MILCOM), LONG BRANCH, NJ., OCT. 2 - 5, 1994, vol. 1, 2 October 1994, pages 178-182, XP000505880 INSTITUTE OF ELECTRICAL AND ELECTRONICS ENGINEERS see page 178, left-hand column, line 21 - page 179, right-hand column, line 47 -----</p>	

INTERNATIONAL SEARCH REPORT

Information on patent family members

International Application No

PCT/SE 98/01593

Patent document cited in search report	Publication date	Patent family member(s)	Publication date
WO 9531878 A	23-11-1995	FI 942190 A	12-11-1995
		AU 688903 B	19-03-1998
		AU 2410395 A	05-12-1995
		CN 1147893 A	16-04-1997
		EP 0772944 A	14-05-1997
		NO 964747 A	08-11-1996
EP 0634840 A	18-01-1995	US 5463641 A	31-10-1995
		CA 2124707 A	17-01-1995
		JP 9027799 A	28-01-1997