



US00D558062S

(12) **United States Design Patent**
Higo et al.

(10) **Patent No.:** **US D558,062 S**

(45) **Date of Patent:** **** Dec. 25, 2007**

(54) **PACKAGE**

(75) Inventors: **Naruhito Higo**, Tsukuba (JP); **Tetsuro Tateishi**, Tsukuba (JP); **Takeshi Ito**, Tsukuba (JP); **Nobuo Tsutsumi**, Tokyo (JP); **Masakazu Shigiishi**, Tokyo (JP)

(73) Assignee: **Hisamitsu Pharmaceutical Co., Inc.**, Tosu-Shi, Saga (JP)

(**) Term: **14 Years**

(21) Appl. No.: **29/205,831**

(22) Filed: **May 21, 2004**

(30) **Foreign Application Priority Data**

Nov. 21, 2003	(JP)	D2003-034919
Nov. 21, 2003	(JP)	D2003-034920
Nov. 21, 2003	(JP)	D2003-034921
Nov. 21, 2003	(JP)	D2003-034922
Nov. 21, 2003	(JP)	D2003-034923
Nov. 21, 2003	(JP)	D2003-034925
Nov. 21, 2003	(JP)	D2003-034927

(51) **LOC (8) Cl.** **09-01**

(52) **U.S. Cl.** **D9/732**

(58) **Field of Classification Search** D9/414, D9/426, 432, 433, 499, 732; 206/37, 38, 206/235, 448, 461, 530, 440; D3/203.1; 220/23.2, 23.4, 507, 555; 229/200; 424/449
See application file for complete search history.

(56) **References Cited**

U.S. PATENT DOCUMENTS

1,985,882	A	12/1931	Adler	
D118,989	S	* 2/1940	Salfisberg D9/426
3,986,640	A	* 10/1976	Redmond 222/92
D350,854	S	* 9/1994	Collins D6/300

5,551,612	A	*	9/1996	Hochfeld	224/219
5,950,830	A		9/1999	Trigger		
D438,461	S	*	3/2001	Yamagishi	D9/415
D453,681	S	*	2/2002	Kursner	D9/432
D499,642	S	*	12/2004	Karim	D9/732
2003/0106812	A1	*	6/2003	Wilkman	206/210

* cited by examiner

Primary Examiner—Stella Reid

Assistant Examiner—Mark Goodwin

(74) *Attorney, Agent, or Firm*—Leydig, Voit & Mayer, Ltd.

(57) **CLAIM**

The ornamental design for a package, as shown and described.

DESCRIPTION

FIG. 1 is a front view of a package of the present invention.

FIG. 2 is a rear view of the package of FIG. 1.

FIG. 3 is a top plan view of the package of FIG. 1.

FIG. 4 is a bottom view of the package of FIG. 1.

FIG. 5 is a right side view of the package of FIG. 1.

FIG. 6 is a left side view of the package of FIG. 1.

FIG. 7 is a front perspective view of the package of FIG. 1.

FIG. 8 is a front view of a second embodiment of a package of the present invention.

FIG. 9 is a rear view of the package of FIG. 8.

FIG. 10 is a top plan view of the package of FIG. 8.

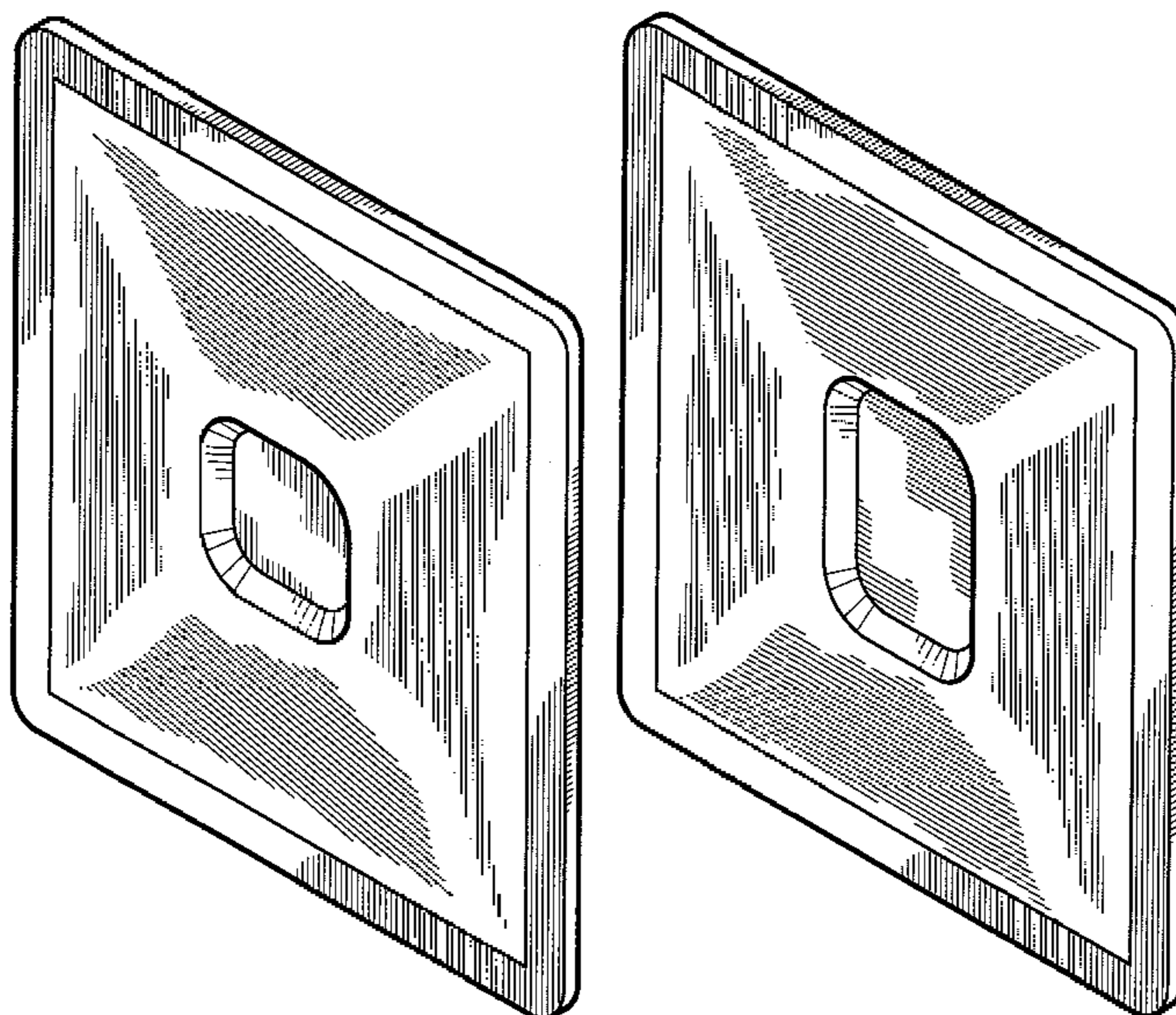
FIG. 11 is a bottom view of the package of FIG. 8.

FIG. 12 is a right side view of the package of FIG. 8.

FIG. 13 is a left side view of the package of FIG. 8; and,

FIG. 14 is a front perspective view of the package of FIG. 8.

1 Claim, 8 Drawing Sheets



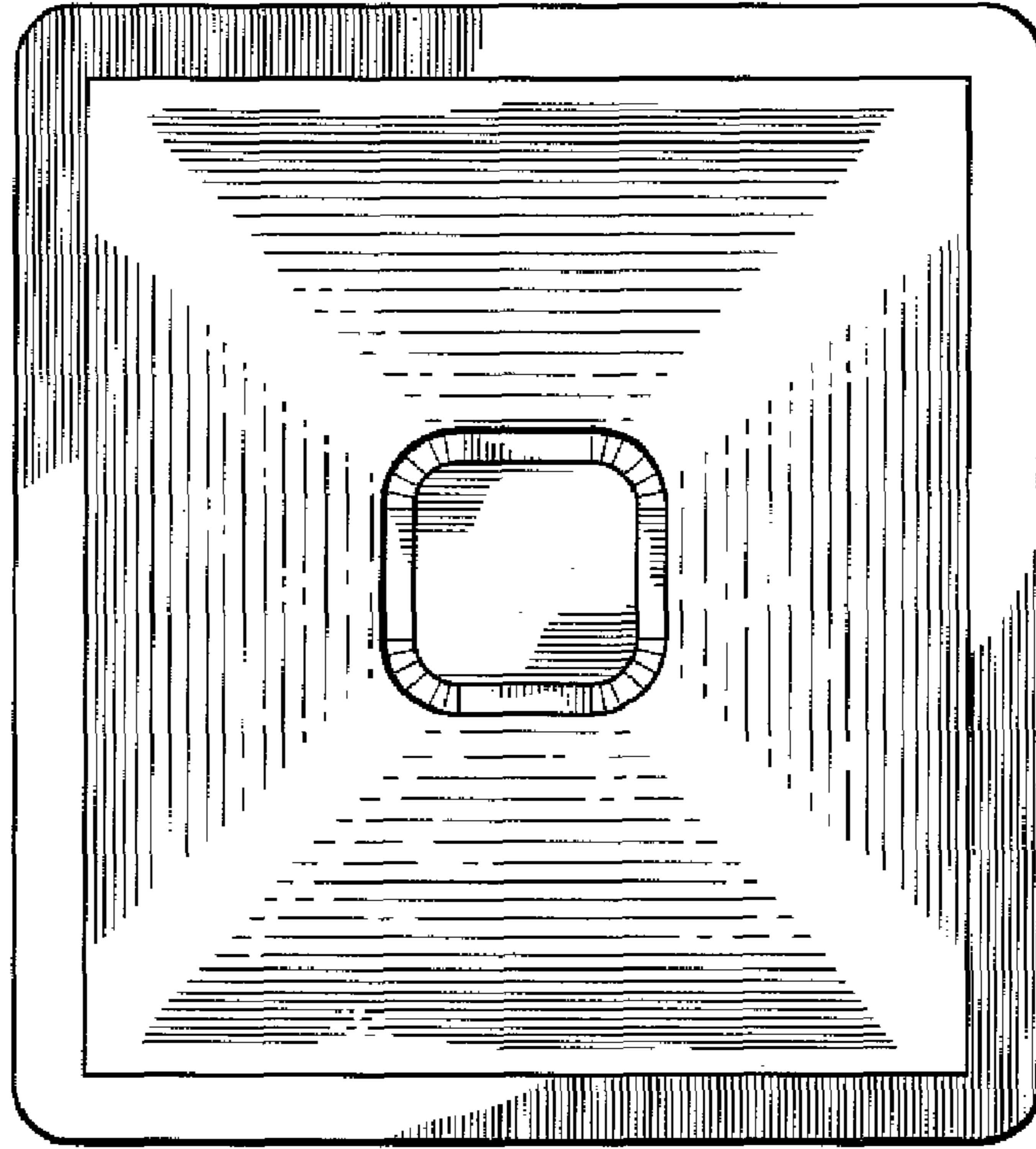


FIG. 1

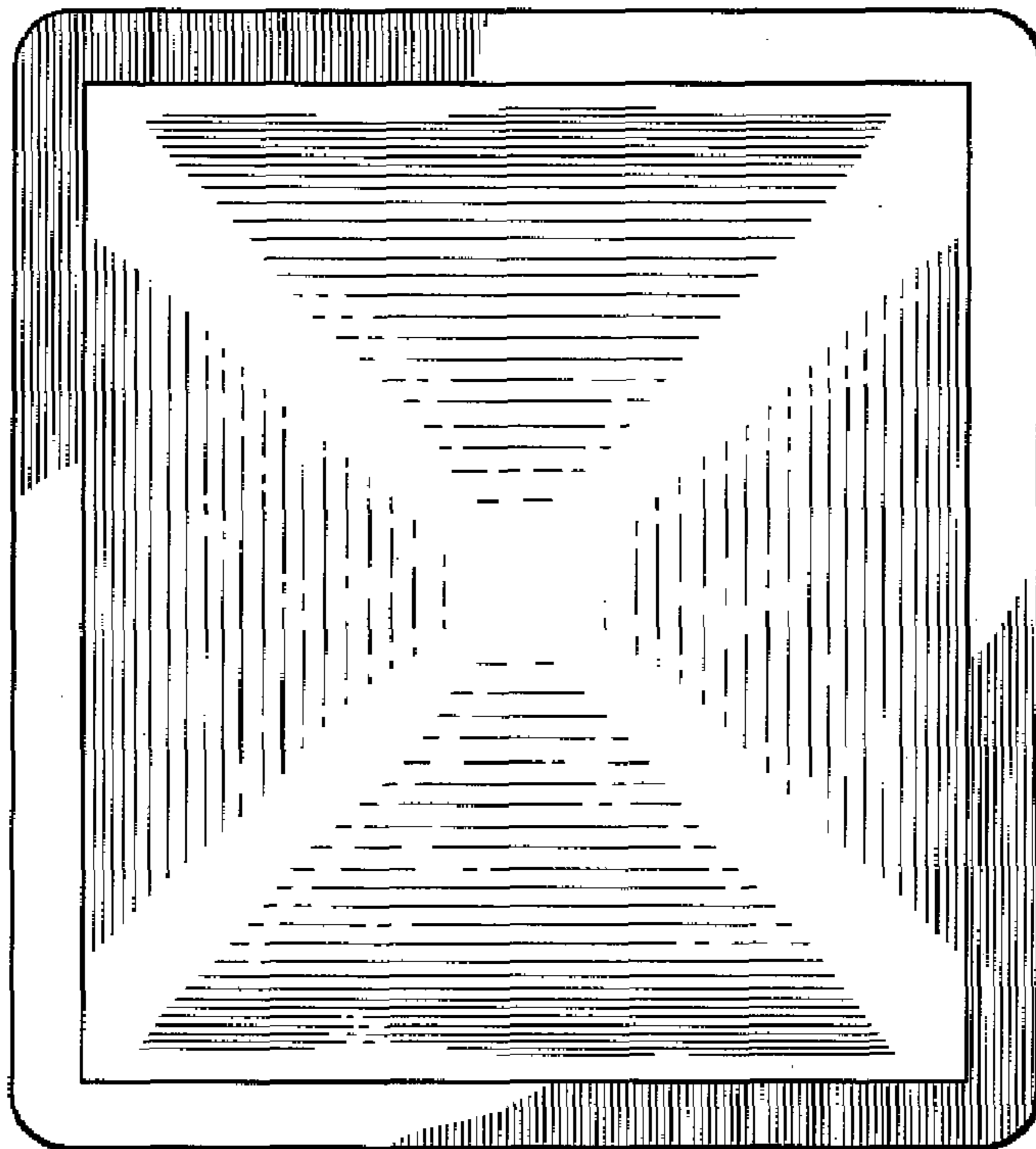


FIG. 2




FIG. 3




FIG. 4



FIG. 5



FIG. 6

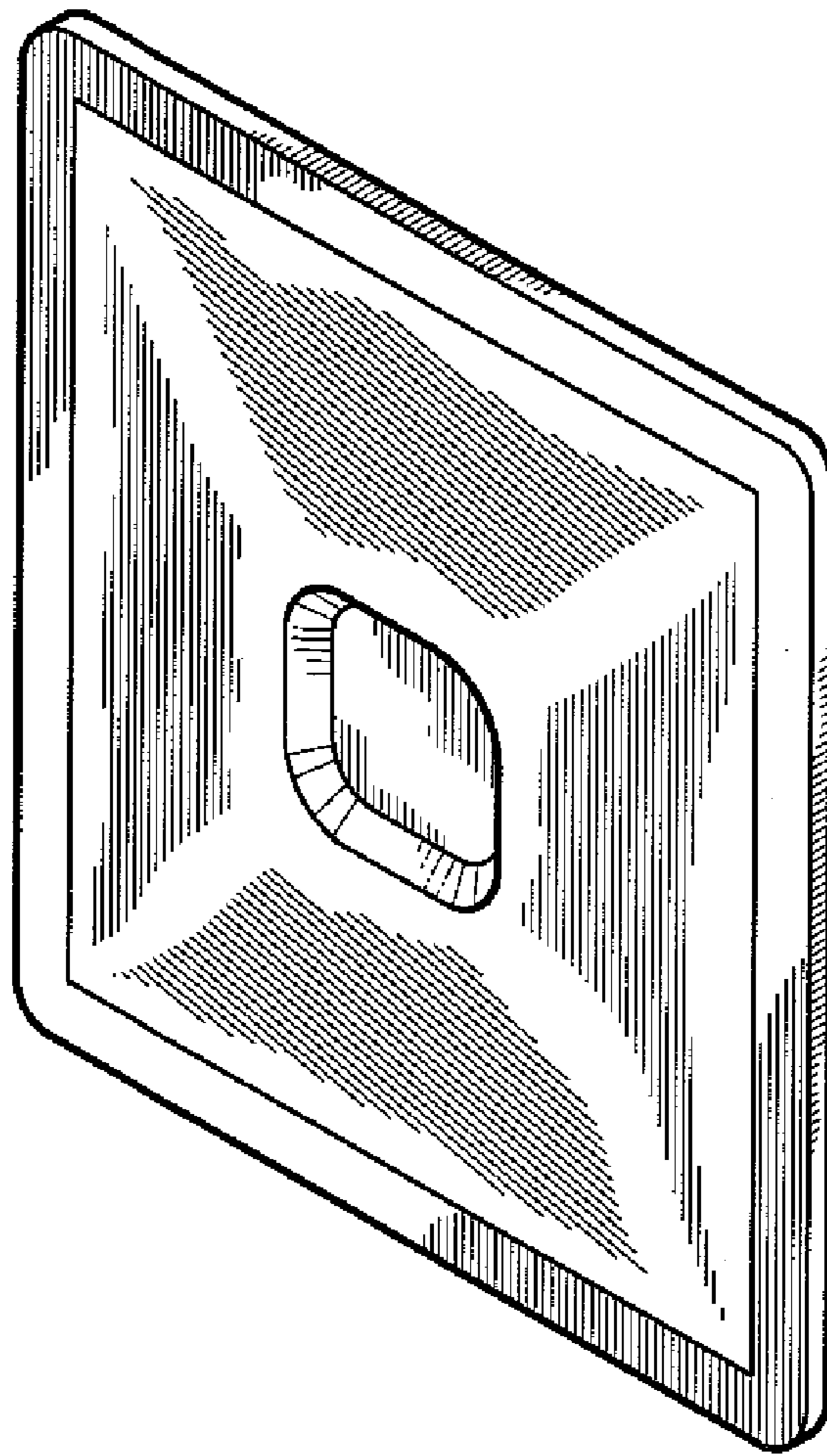


FIG. 7

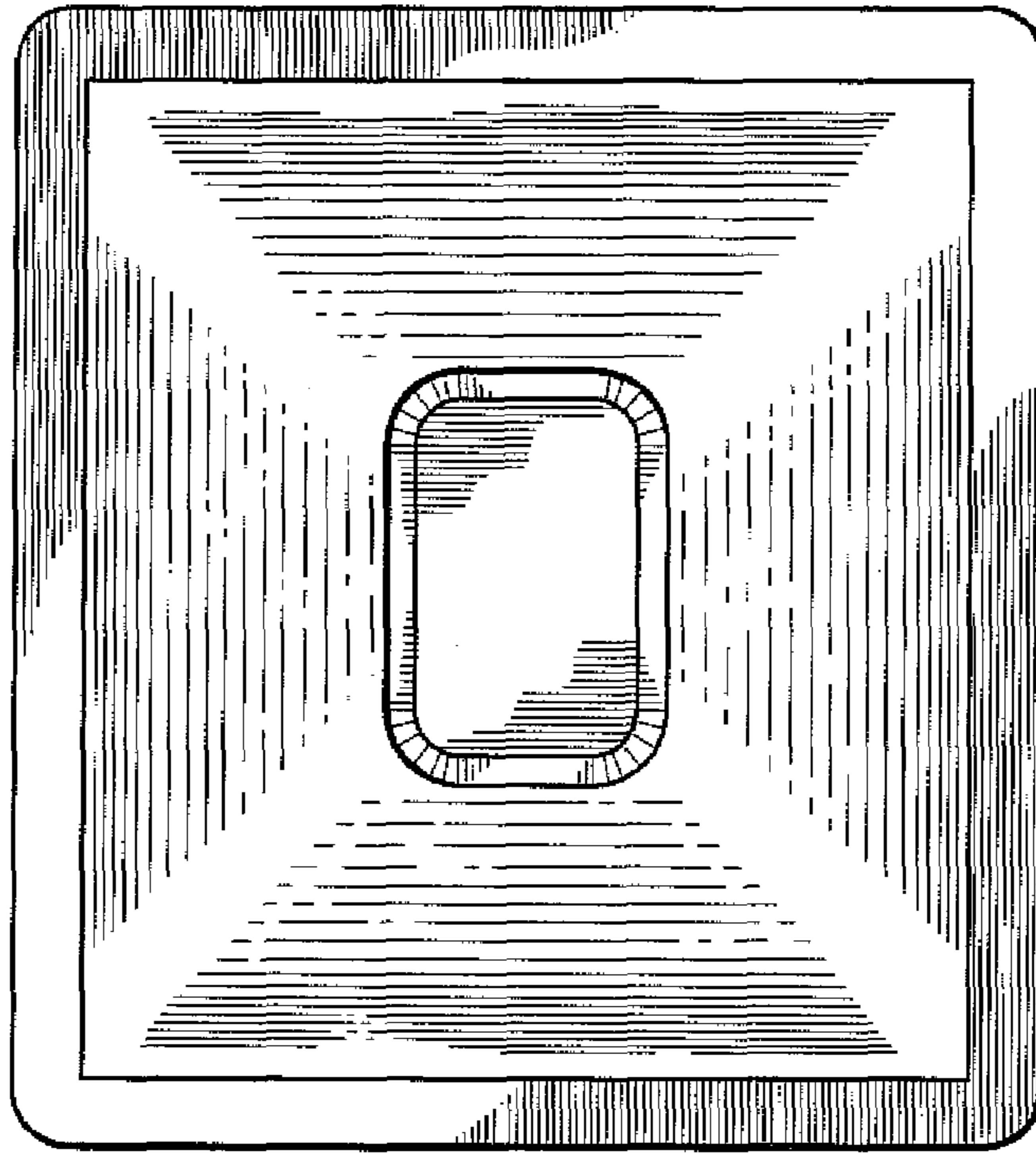


FIG. 8

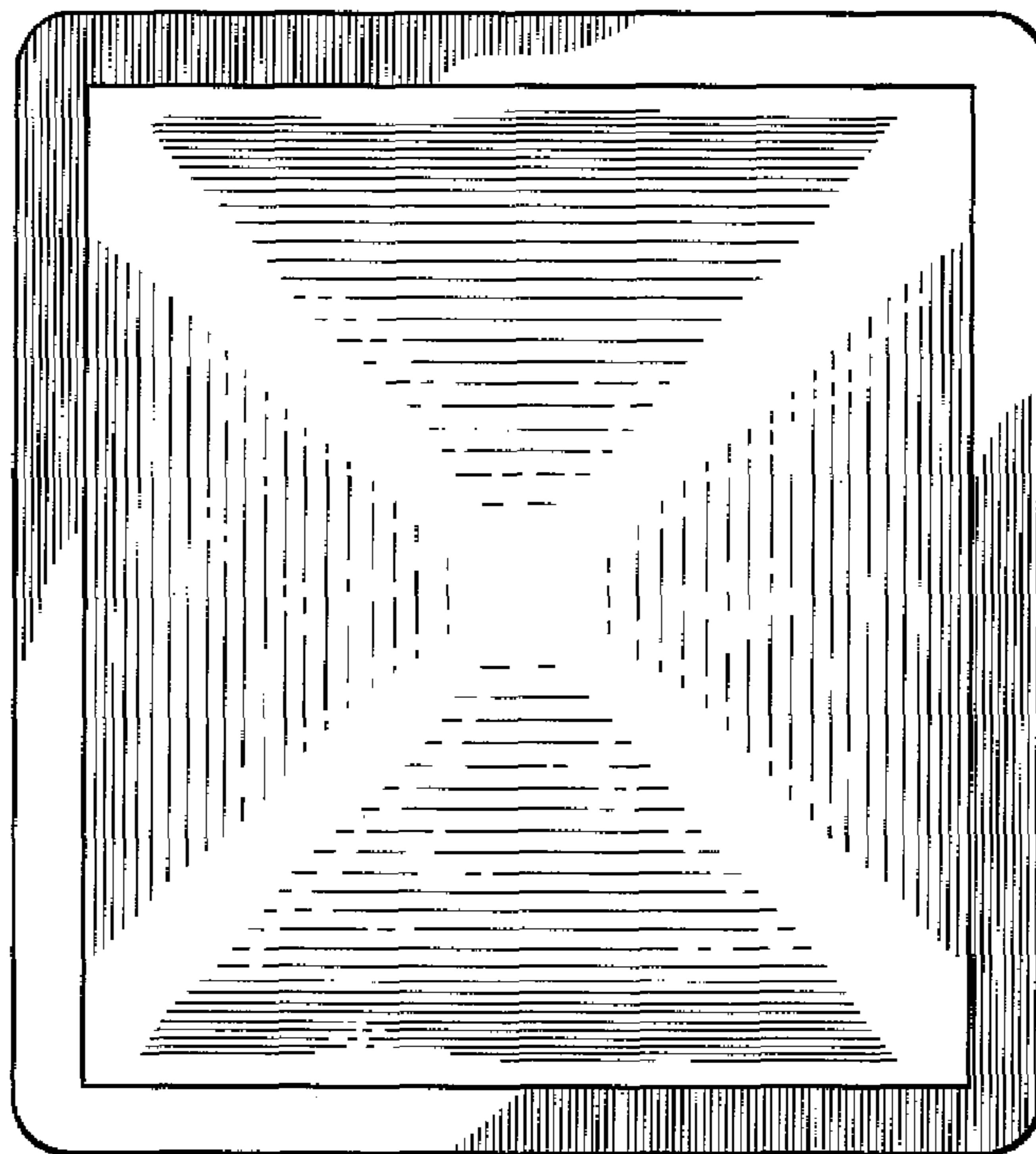


FIG. 9




FIG. 10




FIG. 11



FIG. 12



FIG. 13

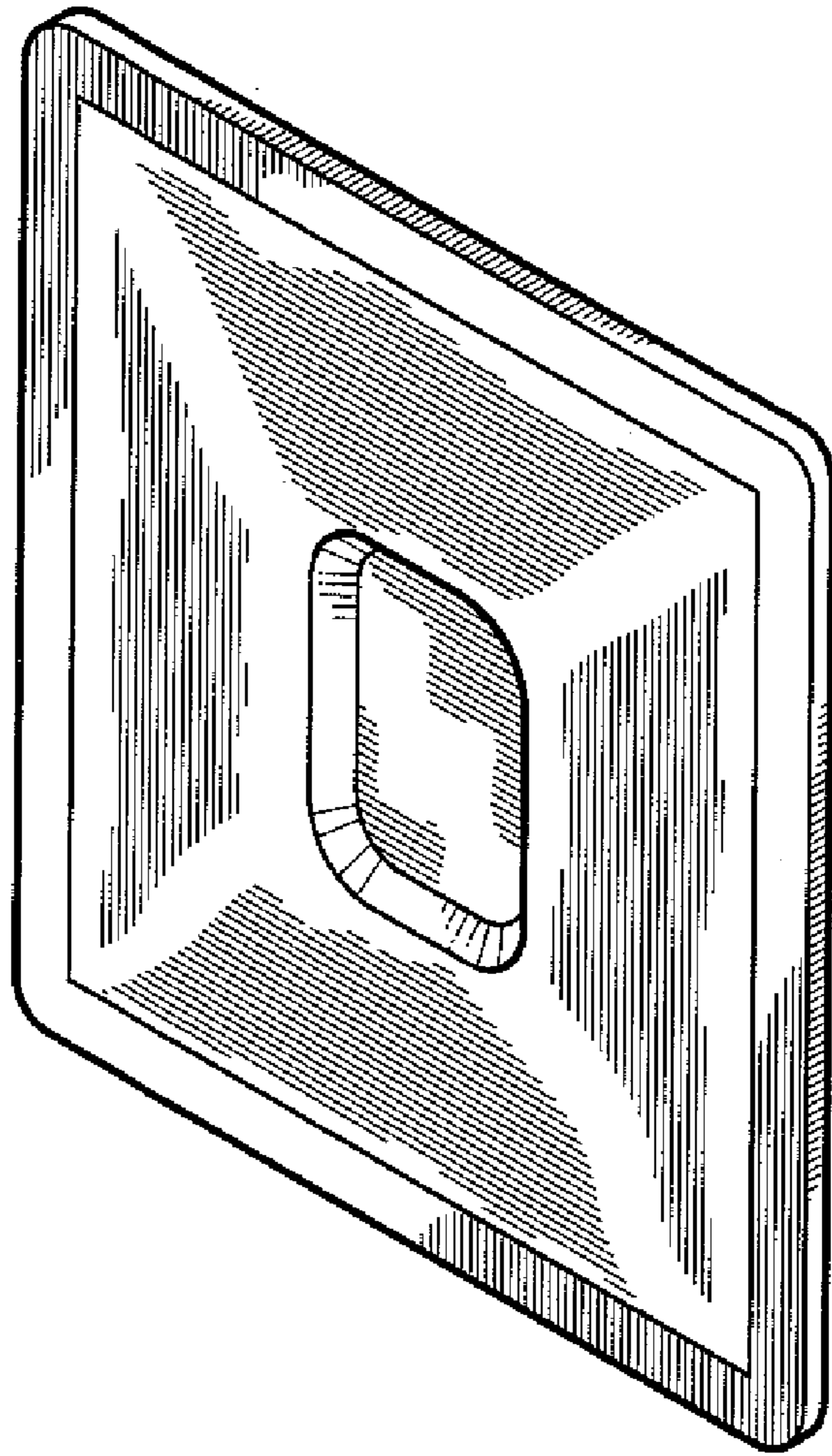


FIG. 14