(No Model.)

H. A. BLANCHARD.

CORSET CORD FASTENER.

No. 394,817. Patented Dec. 18, 1888.

FIG. 1

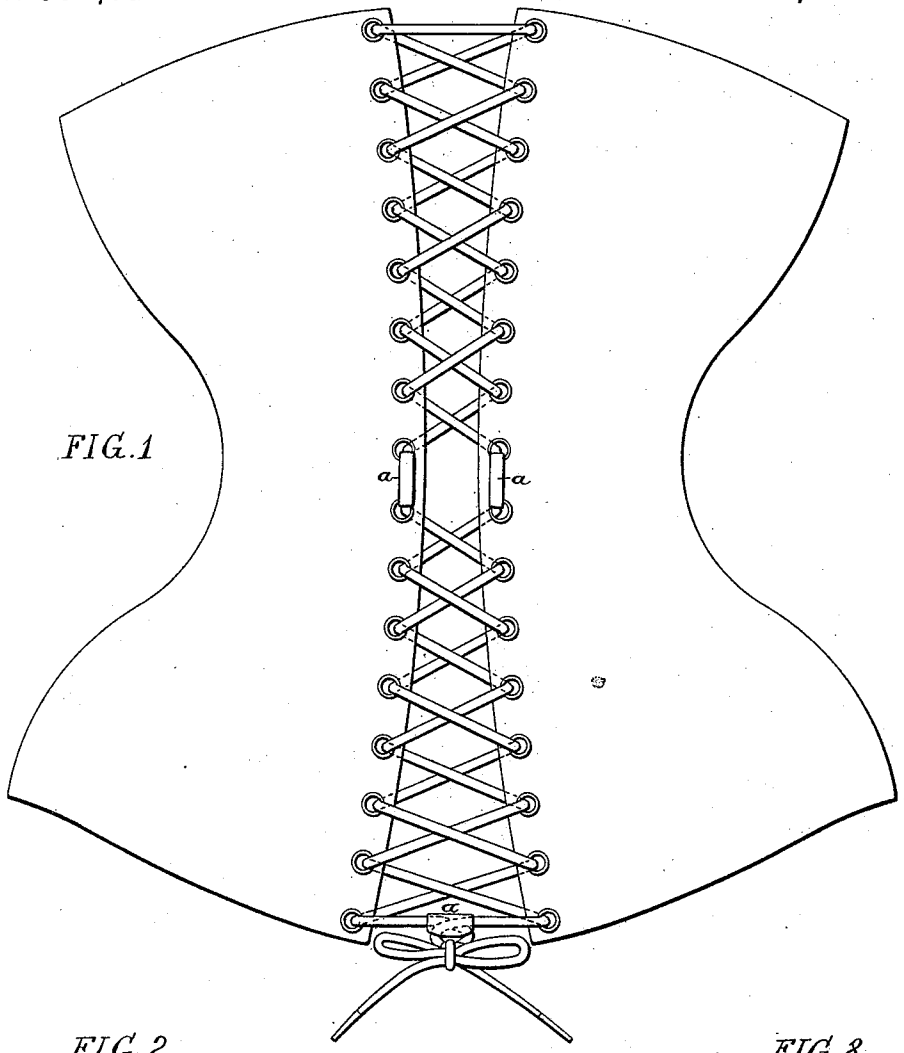

FIG. 2.

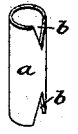

FIG. 3.



FIG. 4.



FIG. 8.



FIG. 5.



FIG. 6.



FIG. 7.

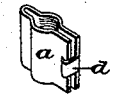

FIG. 9.



Witnesses:
Hamilton O. Turner.
John E. Parker.

Inventor:
Helen A. Blanchard
by her Attorneys
Howson & Sons

N. PETERS, Photo-Lithographer, Washington, D. C.

UNITED STATES PATENT OFFICE.

HELEN A. BLANCHARD, OF PHILADELPHIA, PENNSYLVANIA.

CORSET-CORD FASTENER.

SPECIFICATION forming part of Letters Patent No. 394,817, dated December 18, 1888.

Application filed June 21, 1886. Serial No. 205,748. (No model.)

To all whom it may concern:

Be it known that I, HELEN A. BLANCHARD, a citizen of the United States, and a resident of Philadelphia, Pennsylvania, have invented certain Improvements in Corset-Cord Retainers, of which the following is a specification.

One object of my invention is to provide a corset-cord with a retainer whereby the slipping of the cord from a loose to a tight portion of the lacing is prevented without the necessity of tying the cord; and a further object is to provide a simple, inexpensive, and compact retainer for the cord. These objects I attain in the manner hereinafter fully set forth.

In the accompanying drawings, Figure 1 is a view of a corset, the lacing-cord of which is provided with retainers in accordance with my invention; Fig. 2, a perspective view of the retainer; and Figs. 3 to 9, inclusive, views showing other forms of retainer within the scope of my invention.

In lacing a corset it is frequently desirable to draw the lacing-cord tighter at one part than another. For instance, the upper portion of the corset may be laced tight and the lower portion looser, or the reverse may be the case. Unless the cord is prevented from slipping at a point between the tight and loose portions of the lacing, however, the corset will not remain in condition as laced, for the tension upon the cord in the tightly-laced portion of the corset will cause it to take up slack from the loose portion of the lacing, with the result of soon equalizing the tension upon the cord from top to bottom of the corset. In order to prevent this it is a common practice to tie the cord at the waist, or to form loops or knots in the cord at this point; but this is objectionable on account of the bulk of such tie, loop, or knot, which causes a protuberance at that portion of the dress of the wearer, where a smooth neat fit is most desirable. In order to overcome this objection I apply to the cord retainers which will serve to prevent the slipping of the same, and will lie closely against the corset.

As shown in Figs. 1 and 2, each retainer consists of a short tube, *a*, of such diameter as to fit snugly to the lacing-cord, like an elongated eyelet, tapered notches *b* being formed in one side of this tube at top and bottom, into which notches the cord wedges itself, and by reason of which the slipping of the cord through the retainer is prevented. It will therefore be seen that as the cord cannot slip through the retainer, and the latter cannot pass through the eyelet-holes of the corset, the tension of one portion of the lacing cannot affect or be affected by the tension of the other portion.

Various modifications may be made in the form of the retainer within the scope of my invention. For instance, the tube may have but one recess, *b*, as shown in Fig. 3, or the recesses may be on opposite sides, as in Fig. 4, and the tube may, if desired, be flattened, as in Fig. 5, or a spring-clasp may take the place of the tube, such clasp being shown, for instance, in Figs. 6 and 7, the latter clasp having a catch-finger, *d*, to prevent accidental spreading of the clasp. The inner faces of these clasps may be toothed or roughened to prevent accidental slipping of the lacing-cord through the same.

In addition to being threaded upon the cord, the retainer may be secured to the corset itself, if desired; and in Fig. 8 I have shown a retainer in the form of a spring-clasp having projecting fins or tongues *f*, whereby it may be secured to the corset, or the retainer may be constructed for being secured to the corset by sewing, as shown, for instance, in Fig. 9.

It may be advisable to apply a retainer to the crossed cords before tying the same at the bottom of the corset, as shown in Fig. 1, so as to prevent slipping of the cord if the knot should become untied.

I claim as my invention—

1. The combination of a corset with a single lacing-cord having the surplus at the end of the lacing, and retainers threaded upon the lacing-cord and occupying a position at or about the waist of the corset, each retainer having a portion for engaging with the cord and preventing the slipping of the same, all substantially as specified.

2. The combination of a corset, a single lacing-cord having the surplus at the end of the lacing, and retainers occupying a position at or about the waist of the corset, and each consisting of a slide threaded upon the lacing-

cord and nicked to receive and retain a portion of said cord, all substantially as specified.

3. The within-described lacing-cord retainer, the same consisting of a slide adapted to be threaded upon the cord and having a tapering notch for receiving and retaining a portion of the cord, all substantially as specified.

In testimony whereof I have signed my name to this specification in the presence of two subscribing witnesses.

HELEN A. BLANCHARD.

Witnesses:
WILLIAM D. CONNER,
HARRY SMITH.