



US00D705137S

(12) **United States Design Patent**
Kawasaki

(10) **Patent No.:** **US D705,137 S**

(45) **Date of Patent:** **** May 20, 2014**

(54) **RADIATOR GRILL FOR AUTOMOBILE**

(71) Applicant: **Nissan Motor Co., Ltd.**, Kanagawa (JP)

(72) Inventor: **Kenji Kawasaki**, Tokyo (JP)

(73) Assignee: **Nissan Motor Co., Ltd.**, Yokohama (JP)

(**) Term: **14 Years**

(21) Appl. No.: **29/438,960**

(22) Filed: **Dec. 5, 2012**

(30) **Foreign Application Priority Data**

Jun. 5, 2012 (JP) 2012-013384

(51) **LOC (10) Cl.** **12-16**

(52) **U.S. Cl.**
USPC **D12/163**

(58) **Field of Classification Search**
USPC D12/163, 196, 171, 169, 216, 90-92,
D12/86; 180/68.1, 68.6; 296/193.11
See application file for complete search history.

(56) **References Cited**

U.S. PATENT DOCUMENTS

D515,987 S * 2/2006 Yamamoto D12/163
D526,943 S * 8/2006 Wu D12/163
D537,019 S * 2/2007 Pfeiffer D12/163
D565,478 S * 4/2008 Abe D12/163
D575,686 S * 8/2008 Fukui et al. D12/163

D575,688 S * 8/2008 Miyata et al. D12/163
D576,086 S * 9/2008 Ishizuka D12/163
D584,198 S * 1/2009 Tamura D12/163
D592,111 S * 5/2009 Janik et al. D12/163
D592,564 S * 5/2009 Kusamoto et al. D12/163
D602,820 S * 10/2009 Yukawa et al. D12/163
D607,785 S * 1/2010 Walter et al. D12/163
D614,542 S * 4/2010 Kasai et al. D12/163
D623,565 S * 9/2010 Cogswell D12/163
D634,676 S * 3/2011 Iida D12/163
D635,065 S * 3/2011 Seo D12/163
D670,214 S * 11/2012 Watanabe D12/163

* cited by examiner

Primary Examiner — Melody Brown

(74) *Attorney, Agent, or Firm* — Global IP Counselors, LLP

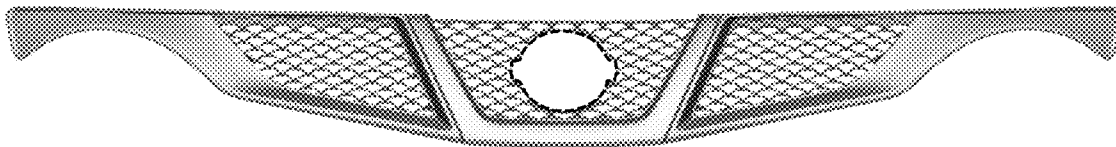
(57) **CLAIM**

The ornamental design for a radiator grill for an automobile, as shown and described.

DESCRIPTION

FIG. 1 is a front elevational view of a radiator grill for automobile showing my new design;
FIG. 2 is a rear elevational view thereof;
FIG. 3 is a top plan view thereof;
FIG. 4 is a bottom plan view thereof;
FIG. 5 is a right side elevational view thereof;
FIG. 6 is a left side elevational view thereof; and,
FIG. 7 is a front and left side perspective view thereof.
The broken line showing of the radiator grill is for purpose of illustrating environmental structure and forms no part of the claimed design.

1 Claim, 7 Drawing Sheets



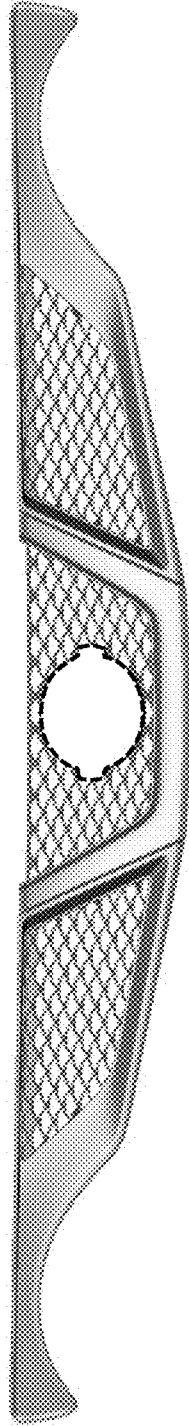


FIG. 1

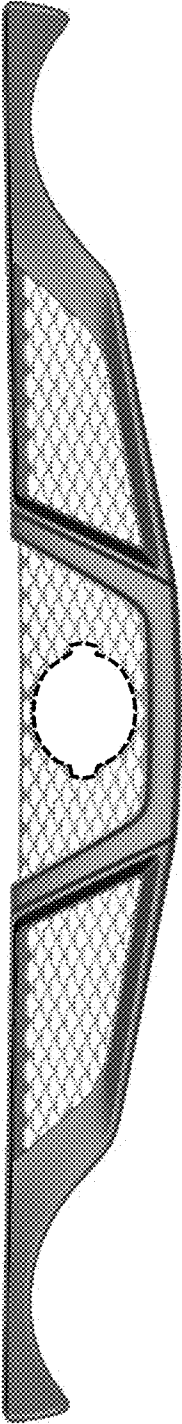


FIG. 2




FIG. 3

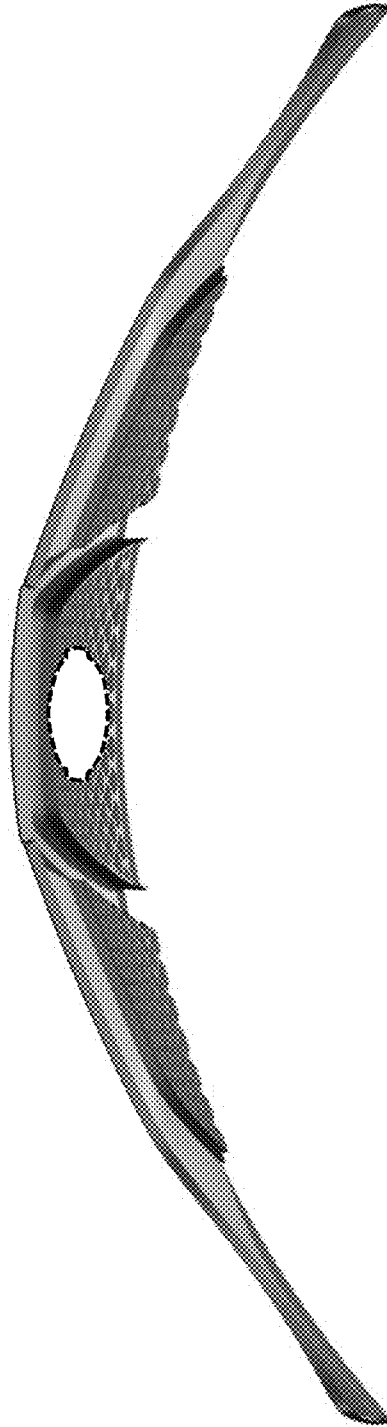


FIG. 4

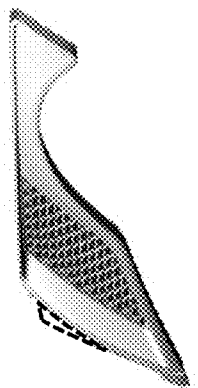


FIG. 5

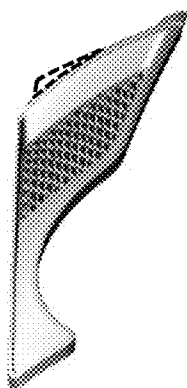


FIG. 6




FIG. 7