



US00D996946S

(12) **United States Design Patent**
Shea

(10) **Patent No.:** **US D996,946 S**

(45) **Date of Patent:** **** Aug. 29, 2023**

(54) **HANDS-FREE DOOR OPENING DEVICE**

(71) Applicant: **T. M. SHEA PRODUCTS, INC.**, Troy, MI (US)

(72) Inventor: **Thomas M. Shea**, Troy, MI (US)

(73) Assignee: **Shea Products (TM Shea Products)**, Troy, MI (US)

(**) Term: **15 Years**

(21) Appl. No.: **29/771,784**

(22) Filed: **Feb. 25, 2021**

(51) **LOC (14) Cl.** **08-06**

(52) **U.S. Cl.** **D8/307**
USPC **D8/307**

(58) **Field of Classification Search**

USPC D8/300-302, 307, 308, 331, 343, 356,
D8/367, 371, 394, 395, 396, 398
CPC Y10T 74/20612; Y10T 74/2014; Y10T
74/20696; Y10T 74/20396; Y10T 74/206;
Y10T 74/20618; Y10T 74/19251; Y10T
74/2011; Y10T 29/49826; Y10T
74/20213; Y10T 74/20822; Y10T 16/459;
Y10S 292/27; Y10S 292/53; E05Y
2201/244; E05Y 2400/86; E05F 11/54;
E05F 15/616; E05B 1/0053; E05B
1/0015; E05B 1/0069

See application file for complete search history.

(56) **References Cited**

U.S. PATENT DOCUMENTS

3,121,907 A * 2/1964 Stebbins E05B 1/0053
16/443
4,817,239 A * 4/1989 Campbell E05B 1/0053
16/443

6,189,183 B1 * 2/2001 Hartselle, III E05B 1/0069
16/412
D539,113 S * 3/2007 Fulkerson D8/307
D629,673 S * 12/2010 Shaha D8/367
D657,054 S * 4/2012 Bacon D24/128
D730,719 S * 6/2015 Sundberg D8/371
D859,956 S * 9/2019 McNaughton D8/307
D941,114 S * 1/2022 Madden D8/308
D945,245 S * 3/2022 Bennett D8/307
2002/0170198 A1 * 11/2002 Rempe E04F 21/1855
33/647
2017/0260772 A1 * 9/2017 Standley E05B 1/003
2022/0081931 A1 * 3/2022 Bennett E05B 1/0053
2022/0333404 A1 * 10/2022 McIntire E05B 1/0053

* cited by examiner

Primary Examiner — Lauren R Calve

(74) *Attorney, Agent, or Firm* — Harness, Dickey & Pierce, P.L.C.; Stephen T. Olson

(57) **CLAIM**

The ornamental design for a hands-free door opening device, as shown and described.

DESCRIPTION

FIG. 1 is a perspective view of a hands-free door opening device in accordance with my design.

FIG. 2 is a left view thereof.

FIG. 3 is a right view thereof.

FIG. 4 is a front view thereof.

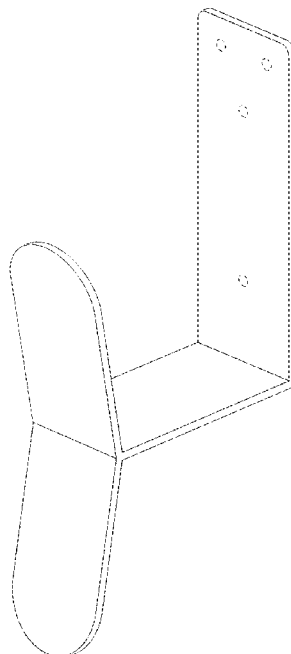
FIG. 5 is a rear view thereof.

FIG. 6 is a top view thereof; and,

FIG. 7 is a bottom view thereof.

The broken lines shown represent portions of the hands-free door opening device that form no part of the claimed design.

1 Claim, 2 Drawing Sheets



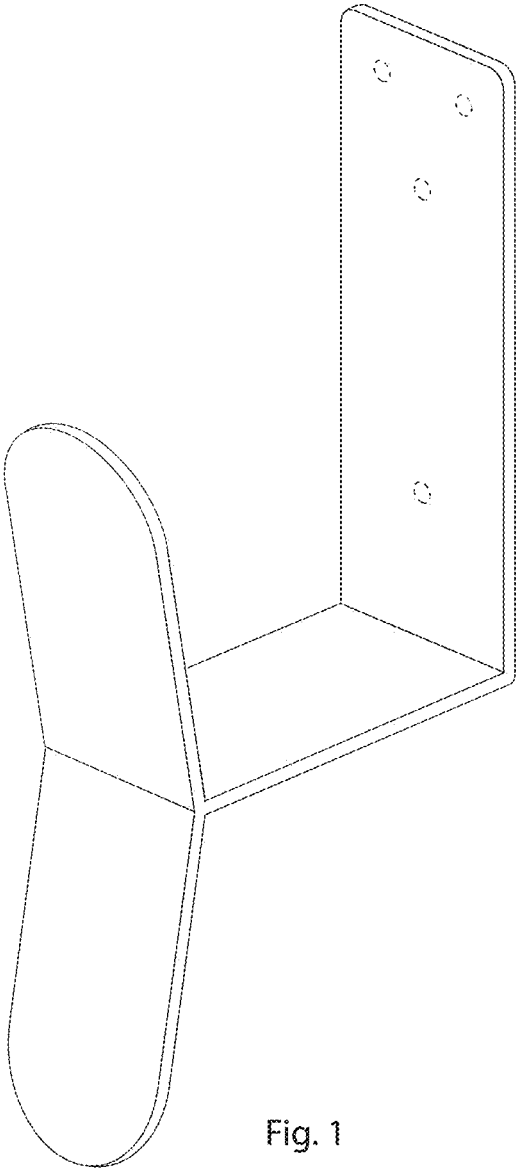


Fig. 1

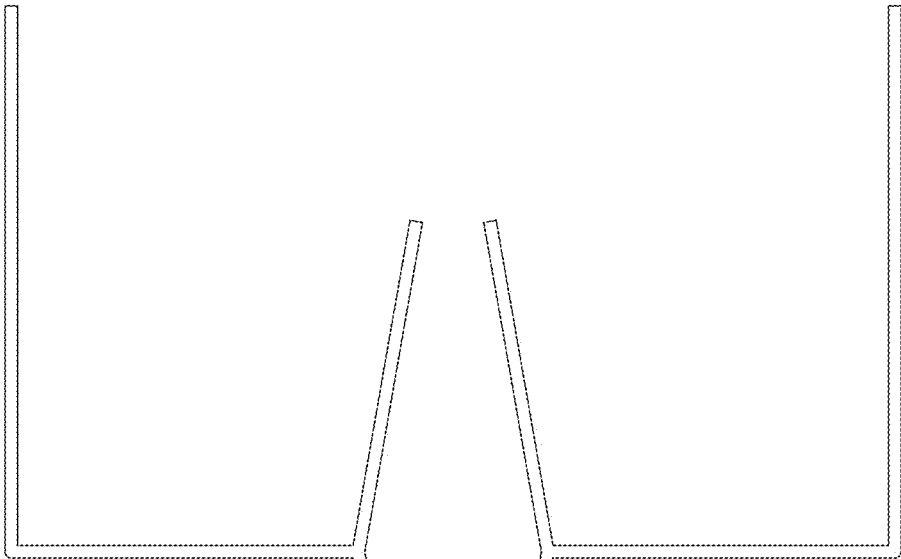


Fig. 2

Fig. 3




Fig. 4




Fig. 5




Fig. 6




Fig. 7